

This add-on has been archived
 You may still get support information and download previous versions of this add-on. [Learn more.](#)



Atlassian Connector for Visual Studio

Last modified 2015-06-02 • 0 downloads • By Atlassian Labs

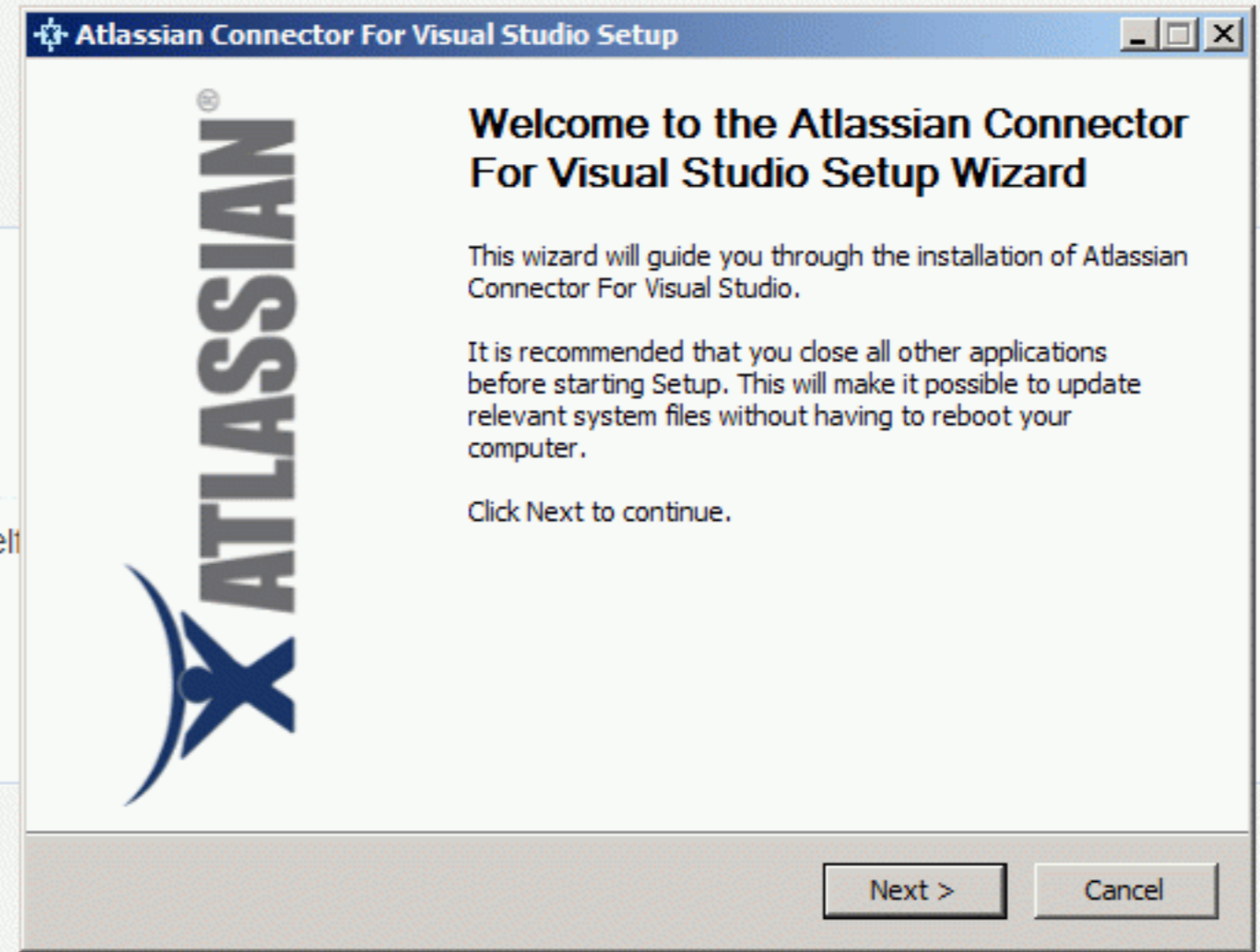
Support

To learn more about the add-on, you should:

- Investigate the [wiki](#).

If you are a developer, you can help fix the problem yourself

- Downloading the [source code](#).



Description

JIRA integration with Visual Studio

JIRA integration with Visual Studio

JIRA integration with Visual Studio

JIRA integration with Visual Studio

Bamboo integration with Visual Studio

Bamboo integration with Visual Studio

IDE Connector Documentation

 Search

- Overview of the Atlassian IDE Connectors
- > Atlassian Connector for Eclipse
- > Atlassian Connector for IntelliJ IDEA
- ✓ Atlassian Connector for Visual Studio
 - ✓ Installation and Upgrade Guide for the Visual Studio Connector
 - License and Copyright for the Visual Studio Connector
 - **Installing the Visual Studio Connector**
 - Upgrading the Visual Studio Connector
 - > Atlassian Connector for Visual Studio - Release Notes
 - > Configuring the Visual Studio Connector
 - > Using JIRA in the Visual Studio Connector
 - > Using Bamboo in the Visual Studio Connector
 - Keyboard Shortcuts in the Visual Studio Connector
 - Visual Studio Connector FAQ
 - Visual Studio Connector Resources
 - > Supported Platforms - Atlassian Connector for Visual Studio
 - Atlassian IDE Connector Release Notes
 - Contributing to the IDE Connector Documentation

Index
Downloads (PDF, HTML & XML formats)

As of June 1, 2015, the IDE Connector documentation will no longer be maintained by Atlassian. See <https://developer.atlassian.com/blog/2015/06/discontinuing-ide-connectors-support/> for more information. We will also be making this documentation available for our open source community here: <http://atlassian-docs.bitbucket.org/>

Atlassian IDE Connectors / ... / Installation and Upgrade Guide for the Visual Studio Connector

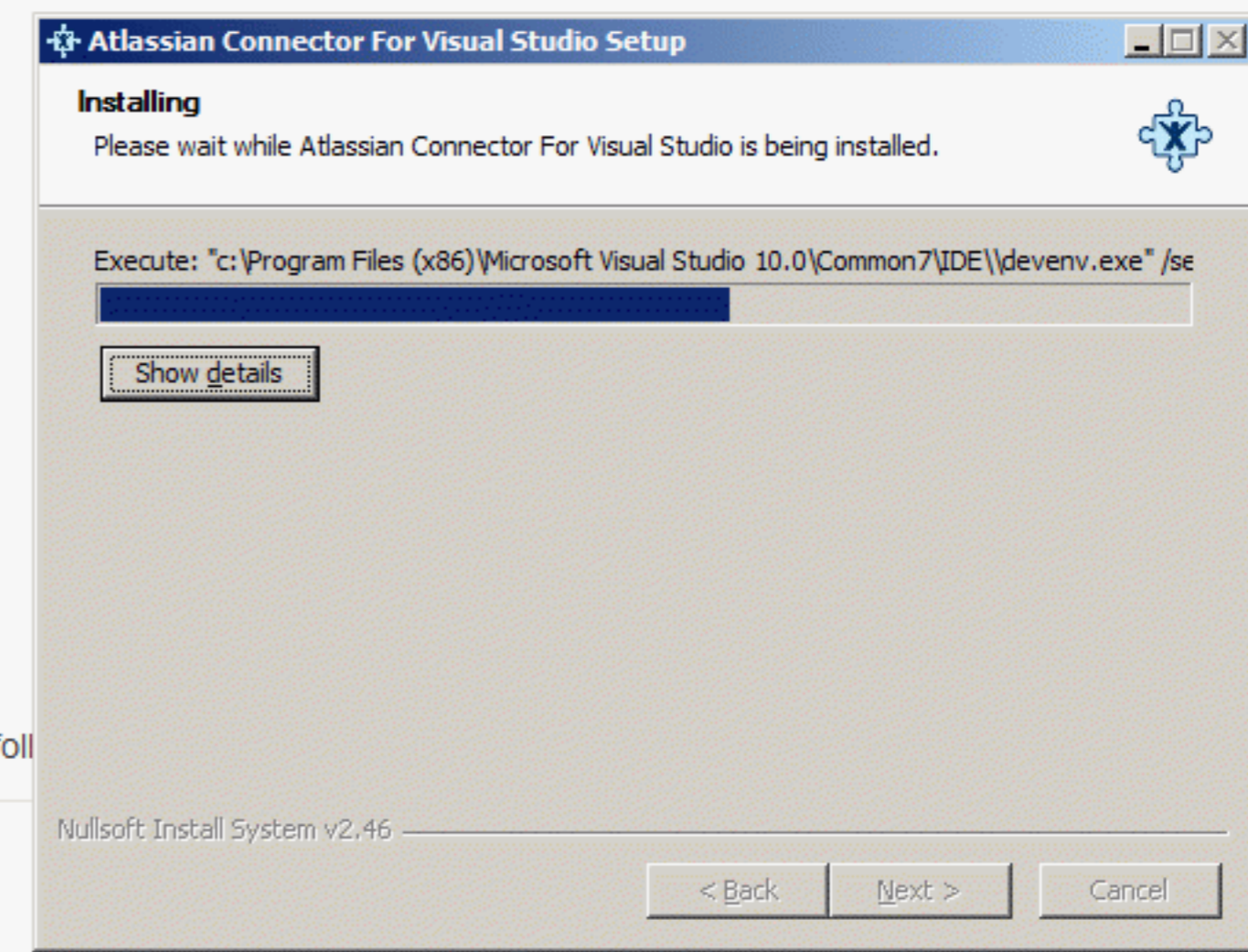
Installing the Visual Studio Connector

- On this page:**
- [System Requirements](#)
 - [Installation and Initial Setup](#)

System Requirements

The Atlassian Connector for Visual Studio is compatible with the following:

| | |
|-------------------------|--|
| JIRA | 3.7 or later 3.12 or later recommended |
| Microsoft Windows | XP or later – any version of Windows that is able to run Visual Studio. <i>Note:</i> You must have Microsoft .NET Framework 3.5 or later installed. |
| Microsoft Visual Studio | 2008, 2010, 2012, 2013 |



Installation and Initial Setup

To install the connector and get started with JIRA:

1. Ensure that you have Microsoft .NET Framework 3.5 or later installed.
 - Check your installation via the Windows 'Add or Remove Programs' option. (Click the Windows 'Start' menu and select 'Settings' then 'Control Panel'. Click 'Add or Remove Programs' and look for 'Microsoft .NET Framework 3.5' or later.)

Class View

Start Page

Connect To Team Foundation Server

New Project...

Open Project...

Get Started | Guidance and Resources | Latest News

Welcome | Windows | Web | Cloud | Office | SharePoint | Data

What's New in Windows Development

Microsoft Visual Studio 2010 Professional

Licensed to:
Windows User
Microsoft

Microsoft Visual Studio 2010
Version 10.0.40219.1 SP1Rel
© 2010 Microsoft Corporation.
All rights reserved.

Microsoft .NET Framework
Version 4.6.01055 SP1Rel
© 2010 Microsoft Corporation.
All rights reserved.

Installed products:

- Microsoft Office Developer Tools 01018-532-2002102-70938
- Microsoft Visual Basic 2010 01018-532-2002102-70938
- Microsoft Visual C# 2010 01018-532-2002102-70938
- Microsoft Visual C++ 2010 01018-532-2002102-70938
- Microsoft Visual Studio 2010 Team Explorer 01018-532-2002102-70938
- Microsoft Visual Web Developer 2010 01018-532-2002102-70938
- AnkhSVN - Subversion Support for Visual Studio 2.5.12266.473
- Atlassian Connector 1.3.12-20150410-0907
- Critical Update for Microsoft Visual Studio 2010 Professional - ENU (KB2938807) KB2938807
- Crystal Reports Templates for Microsoft Visual Studio 2010
- Git Source Control Provider 1.0.0.0
- Hotfix for Microsoft Visual Studio 2010 Professional - ENU (KB2529927) KB2529927
- Hotfix for Microsoft Visual Studio 2010 Professional - ENU (KB2542054) KB2542054
- Hotfix for Microsoft Visual Studio 2010 Professional - ENU (KB2548139) KB2548139
- Hotfix for Microsoft Visual Studio 2010 Professional - ENU (KB2549864) KB2549864
- Hotfix for Microsoft Visual Studio 2010 Professional - ENU (KB2581019) KB2581019

Copy Info

Product details:

Provides integration of Atlassian products with Visual Studio

Warning: This computer program is protected by copyright law and international treaties. Unauthorized reproduction or distribution of this program, or any portion of it, may result in severe civil and criminal penalties, and will be prosecuted to the maximum extent possible under the law.

Solution Explorer

C:\Program Files (x86)\Microsoft Visual Studio 10.0\Common7\IDE\Extensions

File Edit View Tools Help

Organize Views Explore

| Name | Date modified | Type |
|-----------------------|------------------|-------------|
| AnkhSVN | 18.11.2013 4:52 | File Folder |
| Atlassian | 29.01.2017 13:20 | File Folder |
| Data | 10.11.2013 0:58 | File Folder |
| Microsoft | 10.11.2013 11:26 | File Folder |
| Microsoft Corporation | 10.07.2016 11:34 | File Folder |
| Oracle | 08.12.2013 23:53 | File Folder |
| Platform | 10.11.2013 0:55 | File Folder |

1 item selected

Class View

Recent Projects

- Arenda_4
- Ambient
- WebApiTst1
- Arenda_5
- TA-Lib
- MyArchive2
- OdataTest1
- Freelancer
- ConsoleApplication
- AnonAndLambdaA

Microsoft Visual Studio 2010 Professional

Get Started | Guidance and Resources | Latest News

Welcome Windows Web Cloud Office SharePoint Data

What's New in Windows Development
Windows development is even easier with Visual Studio 2010.
Overview of What's New in Windows Development
What's New in WPF and Silverlight
What's New in Windows Forms

Creating Windows Applications

Microsoft Visual Studio
Preparing Solution ...

Atlassian Connector for Visual Studio - Question

We would greatly appreciate it if you would allow us to collect anonymous usage statistics to help us provide a better quality product. Is this OK?

Close page after project load
 Show page on startup

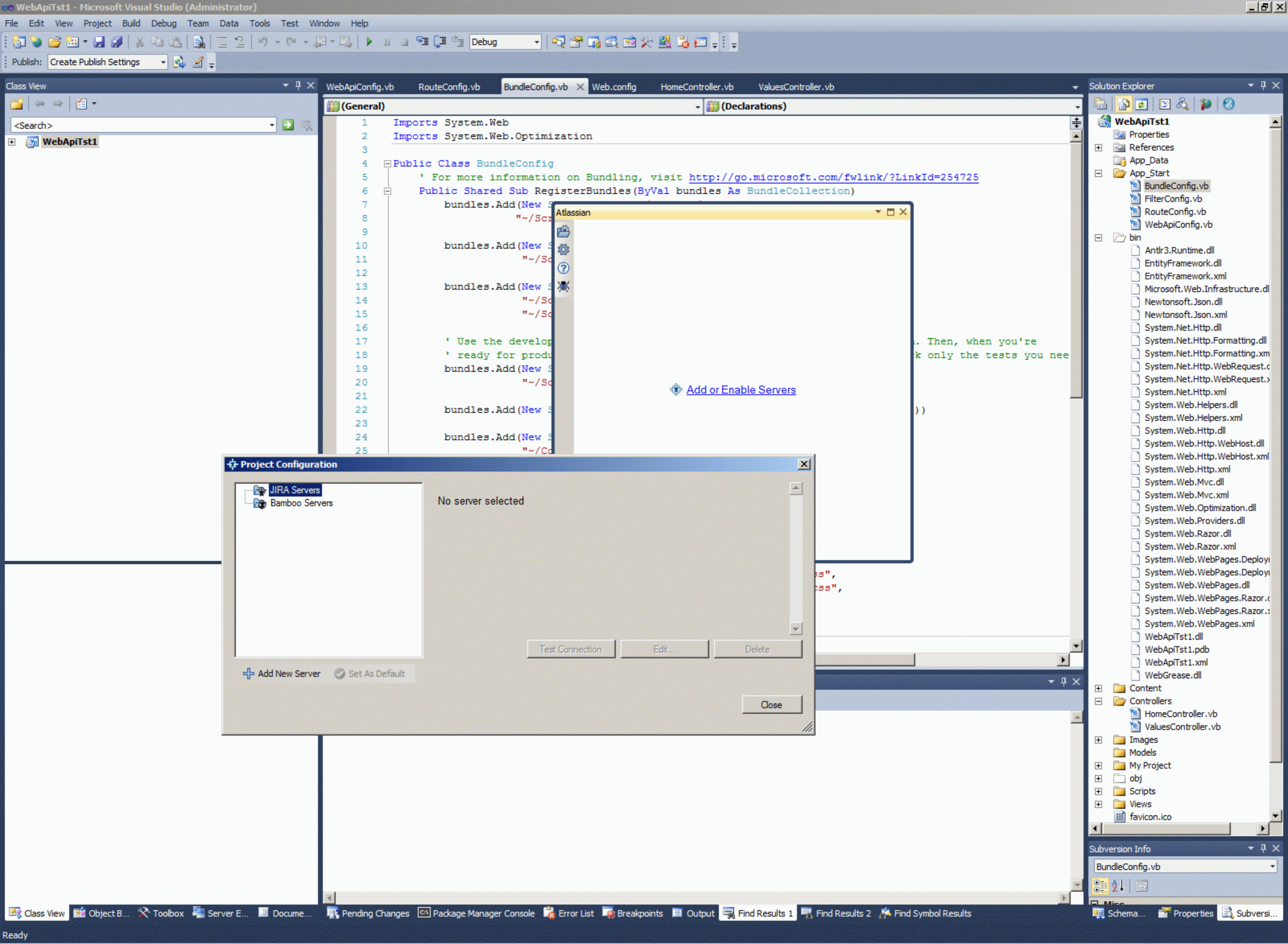
Yes No

Solution Explorer

Subversion Info

Find Results 1

Class View Object B... Toolbox Server E... Docume... Pending Changes Package Manager Console Error List Breakpoints Output Find Results 1 Find Results 2 Find Symbol Results



```
1 Imports System.Web
2 Imports System.Web.Optimization
3
4 Public Class BundleConfig
5     ' For more information on Bundling, visit http://go.microsoft.com/fwlink/?LinkId=254725
6     Public Shared Sub RegisterBundles(ByVal bundles As BundleCollection)
7         bundles.Add(New ScriptBundle("~/Scripts").Include("~/Scripts/jquery-1.10.2.js", "~/Scripts/jquery-ui-1.10.4.js", "~/Scripts/jquery.validate.js"))
8         bundles.Add(New ScriptBundle("~/Scripts/jquery.validate.unobtrusive").Include("~/Scripts/jquery.validate.unobtrusive.js"))
9         bundles.Add(New ScriptBundle("~/Scripts/jquery.validate.unobtrusive").Include("~/Scripts/jquery.validate.unobtrusive.js"))
10        bundles.Add(New ScriptBundle("~/Scripts/jquery.validate.unobtrusive").Include("~/Scripts/jquery.validate.unobtrusive.js"))
11        bundles.Add(New ScriptBundle("~/Scripts/jquery.validate.unobtrusive").Include("~/Scripts/jquery.validate.unobtrusive.js"))
12        bundles.Add(New ScriptBundle("~/Scripts/jquery.validate.unobtrusive").Include("~/Scripts/jquery.validate.unobtrusive.js"))
13        bundles.Add(New ScriptBundle("~/Scripts/jquery.validate.unobtrusive").Include("~/Scripts/jquery.validate.unobtrusive.js"))
14        bundles.Add(New ScriptBundle("~/Scripts/jquery.validate.unobtrusive").Include("~/Scripts/jquery.validate.unobtrusive.js"))
15        bundles.Add(New ScriptBundle("~/Scripts/jquery.validate.unobtrusive").Include("~/Scripts/jquery.validate.unobtrusive.js"))
16
17        ' Use the development version of the WebResourceBundle. This will load the resources from the wwwroot folder.
18        ' ready for production. This will load the resources from the Content folder.
19        bundles.Add(New ScriptBundle("~/Scripts/jquery.validate.unobtrusive").Include("~/Scripts/jquery.validate.unobtrusive.js"))
20        bundles.Add(New ScriptBundle("~/Scripts/jquery.validate.unobtrusive").Include("~/Scripts/jquery.validate.unobtrusive.js"))
21
22        bundles.Add(New ScriptBundle("~/Scripts/jquery.validate.unobtrusive").Include("~/Scripts/jquery.validate.unobtrusive.js"))
23
24        bundles.Add(New ScriptBundle("~/Scripts/jquery.validate.unobtrusive").Include("~/Scripts/jquery.validate.unobtrusive.js"))
25    End Sub
End Class
```

Atlassian

- Home
- Settings
- Help
- Feedback

[Add or Enable Servers](#)

Project Configuration

JIRA Servers
Bamboo Servers

No server selected

Test Connection Edit... Delete

+ Add New Server Set As Default

Close

WebApiTst1

- Properties
- References
- App_Data
- App_Start
 - BundleConfig.vb
 - FilterConfig.vb
 - RouteConfig.vb
 - WebApiConfig.vb
- bin
 - Antr3.Runtime.dll
 - EntityFramework.dll
 - EntityFramework.xml
 - Microsoft.Web.Infrastructure.dll
 - Newtonsoft.Json.dll
 - Newtonsoft.Json.xml
 - System.Net.Http.dll
 - System.Net.Http.Formatting.dll
 - System.Net.Http.Formatting.xml
 - System.Net.Http.WebRequest.dll
 - System.Net.Http.WebRequest.xml
 - System.Net.Http.xml
 - System.Web.Helpers.dll
 - System.Web.Helpers.xml
 - System.Web.Http.dll
 - System.Web.Http.WebHost.dll
 - System.Web.Http.WebHost.xml
 - System.Web.Http.xml
 - System.Web.Mvc.dll
 - System.Web.Mvc.xml
 - System.Web.Optimization.dll
 - System.Web.Providers.dll
 - System.Web.Razor.dll
 - System.Web.Razor.xml
 - System.Web.WebPages.Deployment.dll
 - System.Web.WebPages.Deployment.xml
 - System.Web.WebPages.dll
 - System.Web.WebPages.Razor.dll
 - System.Web.WebPages.Razor.xml
 - System.Web.WebPages.xml
- WebApiTst1.dll
- WebApiTst1.pdb
- WebApiTst1.xml
- WebGrease.dll
- Content
- Controllers
 - HomeController.vb
 - ValuesController.vb
- Images
- Models
- My Project
- obj
- Scripts
- Views
- favicon.ico

PLAN, TRACK, & SUPPORT

JIRA Software

Plan, track, and release world-class software with the #1 software development tool used by agile teams.

[Download](#)

JIRA Service Desk

Give your customers an easy way to ask for help and your agents a fast way to resolve incidents

[Download](#)

JIRA Core

Manage any business project including marketing campaigns, HR onboarding, approvals and legal document reviews.

[Download](#)

COLLABORATE & CHAT

Confluence

Spend less time hunting things down and more time getting things done. Organize your work, create documents, and discuss everything in one place.

[Download](#)

HipChat

Share ideas and files with HipChat, a free private chat service for your company and team. Stay connected with group chat rooms, video chats, and more.

[Download](#)

CODE, BUILD, & SHIP

Bitbucket

Collaborate on code with inline comments and pull requests. Manage and share your Git repositories to build and ship software, as a team.

[Download](#)

SourceTree

Harness the full power of Git and Mercurial in a beautifully simple application. Get the free Git and Mercurial desktop client for Mac and Windows.

[Download](#)

Bamboo

Clover

FishEye

Crucible



72% of our customers combine our products

Your free trial will help you find the right mix for your team

JIRA Software

From \$10 /month



Plan, track, and release world-class software

Try it free

JIRA Software

MOST POPULAR

JIRA Software + Documentation

From \$20 /month



Centralize and share ideas to supercharge development

Try it free

JIRA Software
Confluence

JIRA Software + Help Desk

From \$30 /month



Create, build, and support software, from end to end

Try it free

JIRA Software
JIRA Service Desk
Confluence

Create your own

From \$0 /month



Mix and match to create a customized solution

Create now



Looking for server? Try for more customization and control

Download server

alternativeTo

Crowdsourced software recommendations

Which app do you want to replace?

 [FIND APPS](#)

JIRA Software
Agile tools for high functioning teams. **\$10 / month** UP TO 10 USERS [Start free trial](#)

JIRA
138
[LIKE](#)

Trusted by 11,000+ businesses, JIRA is the leading bug tracking, issue tracking and project... Created by Atlassian

COMMERCIAL MAC OS X WINDOWS LINUX

AdChoices Jira Project Management Jira Software Jira Alternatives

Alternatives **36** Comments **5** Reviews **1** [MORE APP INFO](#) [OFFICIAL WEBSITE](#)

Alternatives to JIRA for Windows with Free or Open Source License

Enterprise Cloud Edition
Faster. Better. No Hassle. [See A Demo](#)

Redmine
Redmine is a flexible project management web application. Written using Ruby on Rails framework, it is cross-platform and cross-database. It integrates with a number of different SCM:s including Subversion and Git. It has multi...
282 [LIKE](#)
Open Source Mac Windows Linux Web / Cloud BSD ...
Built-in File Manager Gantt-charts Multiple languages + Add a feature

Trac
Trac is an enhanced wiki and issue tracking system for software development projects. Trac uses a minimalistic approach to web-based software project management. Our mission is to help developers write great software while staying out...
105 [LIKE](#)
Open Source Mac Windows Linux Web / Cloud BSD ...
No features added + Add a feature

What's in this list?

Popular free or open source Alternatives to JIRA for Windows. Explore 36 Windows apps like JIRA, all suggested and ranked by the AlternativeTo user community.

Ranked **#1 Test Management Solution**
BY SOFTWARETESTINGHELP.COM
[SEE WHY](#)

Sort alternatives

Download JIRA Software Server

Host on your server for more customization and control

Try it free

30 days
Unlimited users

Windows 64 Bit

Download



[All Server versions](#) | [Need enterprise scale? Try D](#)

PRODUCTS

- JIRA Software
- JIRA Service Desk

RESOURCES

- Technical Support
- Purchasing & licensing

EXPAND & LEARN

- Partners
- University

ABOUT ATLISSIAN

- Company
- Careers

Download JIRA Software Server

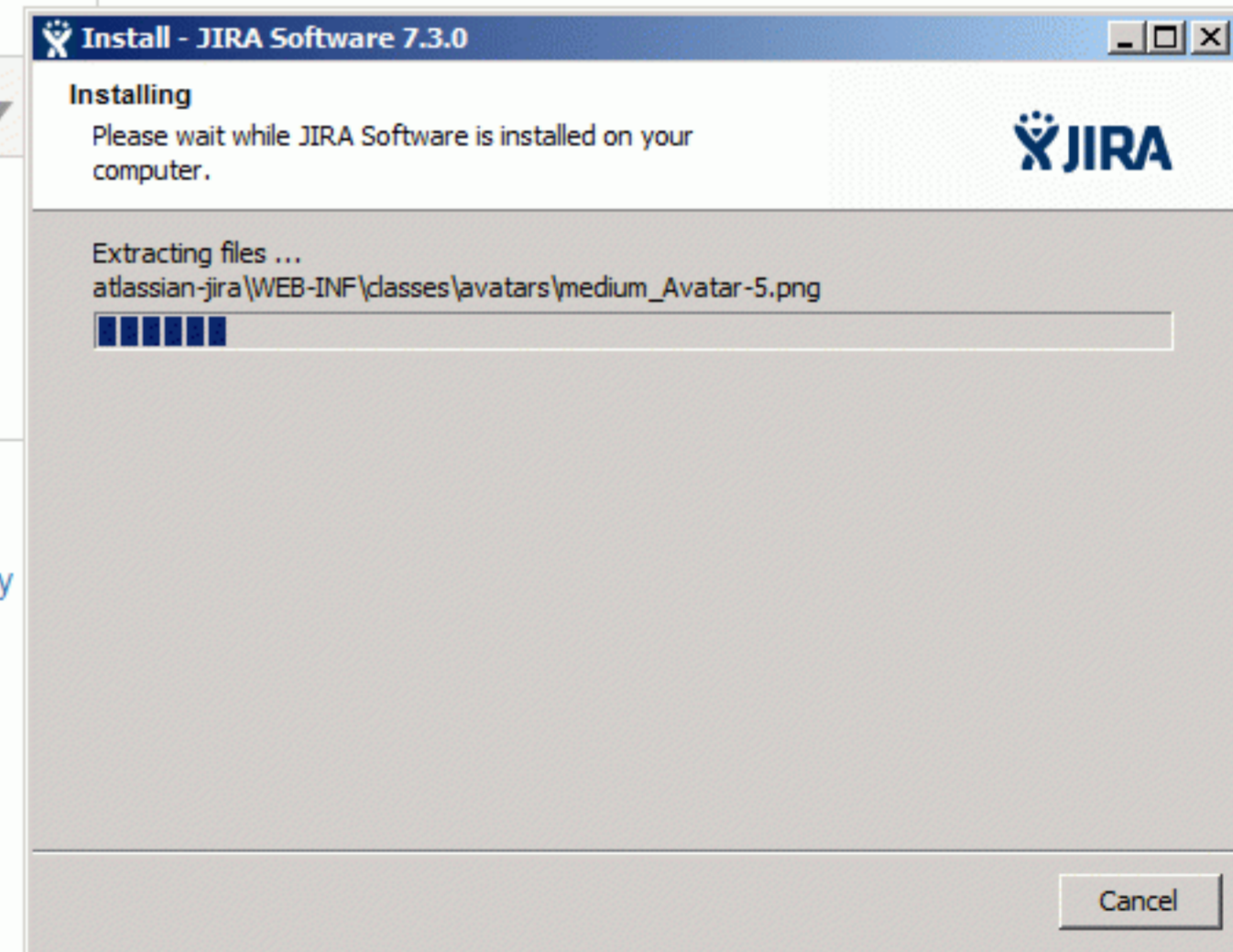
Host on your server for more customization and control

Try it free

30 days
Unlimited users

Windows 64 Bit

Download



[All Server versions](#) | [Need enterprise scale? Try](#)

PRODUCTS

- JIRA Software
- JIRA Service Desk

RESOURCES

- Technical Support
- Purchasing & licensing

EXPAND & LEARN

- Partners
- University

ABOUT ATLISSIAN

- Company
- Careers

Download JIRA Software Server

Host on your server for more customization and control

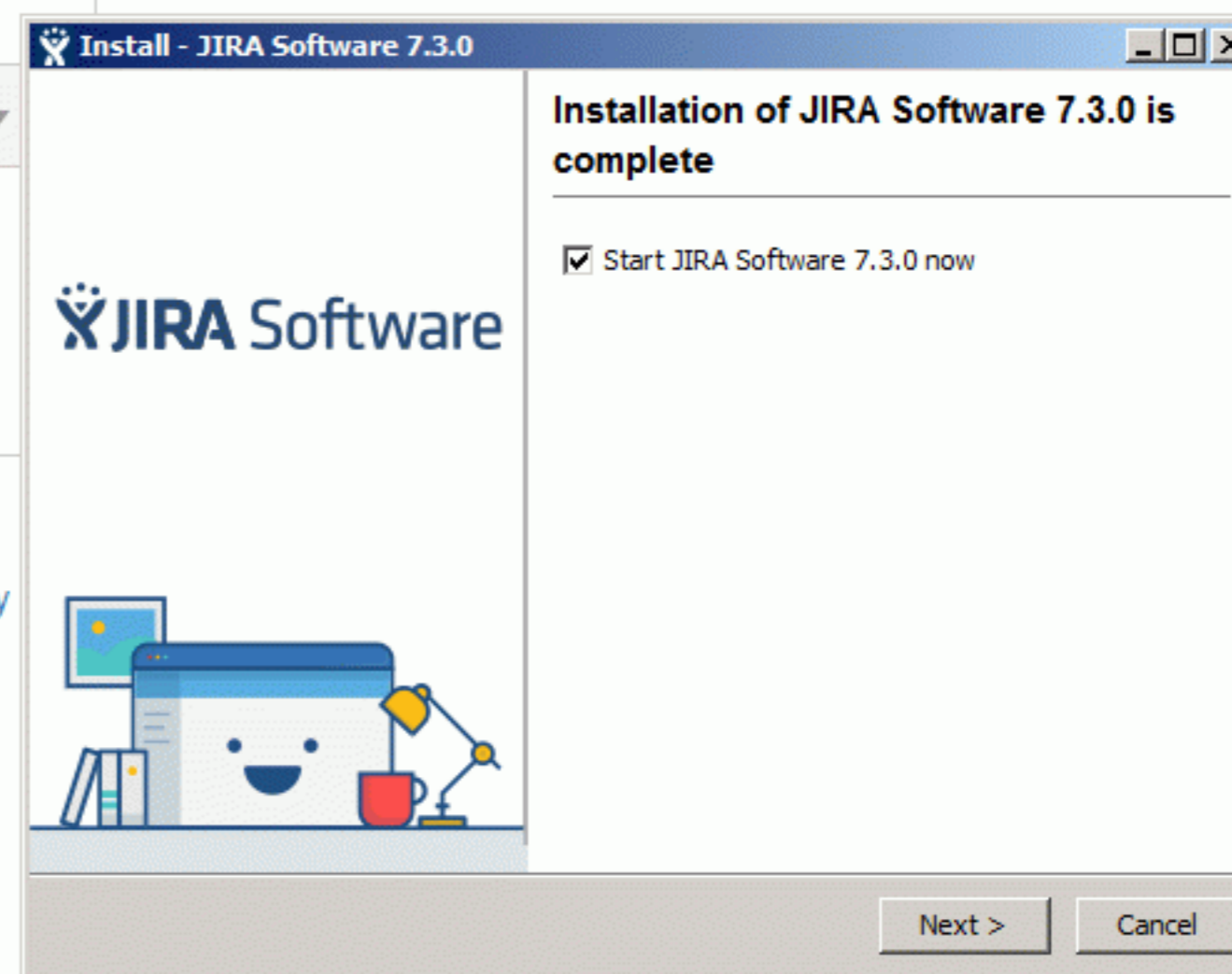
Try it free

30 days
Unlimited users

Windows 64 Bit

Download

[All Server versions](#) | [Need enterprise scale? Try](#)



PRODUCTS

- JIRA Software
- JIRA Service Desk

RESOURCES

- Technical Support
- Purchasing & licensing

EXPAND & LEARN

- Partners
- University

ABOUT ATLASSIAN

- Company
- Careers

JIRA setup

Language



Set it up for me

This is the quick setup for **demonstration** and **evaluation environments**. We'll do most of the JIRA configuration for you, but you **need to be online with a working internet connection** so we can help you generate a JIRA trial license at [MyAtlassian](#). You can change the configuration later if you need to.



I'll set it up myself

Set up and configure your JIRA instance manually. This is recommended for **production environments**, or if you don't have a working internet connection.

Please make sure cookies are enabled before continuing.

[Continue to MyAtlassian](#)

Manage your account

- GENERAL
 - Account settings**
 - [Change email address](#)
 - [Services](#)
- SECURITY
 - [Change password](#)
- BILLING
 - [Billing details](#)

Account settings

Email **burgas275@gmail.com** [Change email](#)

Full name*

Job title

Organization

Timezone

[Save](#)



[Change avatar](#)
Current avatar via Gravatar



JIRA setup

Language



Set it up for me

This is the quick setup for **demonstration** and **evaluation environments**. We'll do most of the JIRA configuration for you, but you **need to be online with a working internet connection** so we can help you generate a JIRA trial license at [MyAtlassian](#). You can change the configuration later if you need to.



I'll set it up myself

Set up and configure your JIRA instance manually. This is recommended for **production environments**, or if you don't have a working internet connection.

Please make sure cookies are enabled before continuing.

[Continue to MyAtlassian](#)



New Evaluation License

Product

License type

JIRA Software (Data Center)

Everything with server plus:

- Active-active clustering for true high availability and uninterrupted access.
- High performance under high load and at peak times
- Disaster recovery.

[Select](#)

JIRA Software (Server)

- Manage the entire application on your own servers or virtual machines.
- Deployable to a single server.

[✓](#)

Organization

Your instance is: up and running
 not installed yet

Server ID

Please note we only provide evaluation support for 90 days per product.

By clicking here you accept the [Atlassian Customer Agreement](#).

[Generate License](#) [Cancel](#)

PRODUCTS

- JIRA Software
- JIRA Service Desk
- Confluence

RESOURCES

- Help
- Premier Support
- Technical Account

COMPANY

- About Us
- Careers
- Customers

COMMUNITY

- Events
- User Groups
- Developers

CONNECT

Subscribe to our newsletter:

We've made some exciting changes to JIRA! Find out what this means for your team [here](#).

Hey Viacheslav275, welcome to the Atlassian customer portal. You can manage your license below. For questions relating to [managing your account](#), licensing or purchasing, please see the [purchasing and licensing FAQ](#) or [contact a customer service representative](#). To request technical support, please visit our [Support Portal](#).

[New Evaluation License](#) | [New SourceTree License](#)

Filter by SEN, product, or name Licenses Evaluations 1 Archived

| SEN | Product | Name | Support Expires | Support |
|--------------|------------------------------------|------|-----------------|---------------------------------|
| SEN-L9196938 | JIRA Software (Server): Evaluation | no | 28 Feb 2017 | Request Support |

| | | | |
|-----------|---------------------|-------------|---|
| Server ID | BBT3-9FGZ-IT6O-OA37 | License Key | AAABcA0ODaOPeNp9UUtPwkAQvu+vaOJFD 9vQokBJNhHa1dQAJbR6MF6WMScasm1mt j/3klxgjxuO 7Mz32tu4IJZL0JZrnc1Wi232XXuLT9OLLfhtM kCAdQyLwpAeyBTUBr4TBqZK8ZHCZ+MJ2H MyahcT QGj+asG1lw65FOisE+64xLTpdAQCANsC08b |
| SEN | SEN-L9196938 | | |

Confirmation

Please confirm that you wish to install the license key on the following server:

localhost

Security Warning

The information you have entered on this page will be sent over an insecure connection and could be read by a third party.

Are you sure you want to send this information?

Administrator account setup

You'll need administrator credentials to log in to JIRA. Please provide an email address, username and password for your first administrator account. Make sure the password is secure, and different to your MyAtlassian account.

Email:

Username:

Password:

Re-type password:

JIRA Software
Agile tools for high functioning teams. **\$10 / month** UP TO 10 USERS [Start free trial](#)

Password Length:
 Include Symbols: (e.g. @\$%)
 Include Numbers: (e.g. 123456)
 Include Lowercase Characters: (e.g. abcdefgh)
 Include Uppercase Characters: (e.g. ABCDEFGH)
 Exclude Similar Characters: (e.g. i, l, 1, L, o, 0, O)
 Exclude Ambiguous Characters: ({ } [] () / \ ' " ` ~ , ; : . < >)
 Generate On The Client Side: (do NOT send across the Internet)
 Auto-Select: (select the password automatically)
 Save My Preference: (save all the settings above for later use)
 Load My Settings Anywhere:

Your New Password:

localhost:8080
Would you like Firefox to remember this login?

burgas275

.....

Show password

Remember

Finishing your setup

Now sit back while we set up your JIRA instance. It will take a minute or two to complete.

- ✔ Configuring your database
- ⚙ Initializing the plugin system
 - Setting up your JIRA environment
 - Finishing the setup

JIRA is ready to go!

Your JIRA instance is now set up and ready for you. Your login details are the email address and password you provided for your Atlassian account.



[Let's get started](#)

Your JIRA instance can be accessed through any web browser if you enter this address: <http://localhost:8080/secure/WelcomeToJIRA.jspa>.



Welcome to JIRA, burgas275@gmail.com!

Before we begin, choose the language you want to use in JIRA.

- English (United States) [Default]
- English (UK)
- français (France)
- Deutsch (Deutschland)
- 日本語 (日本)
- 한국어 (대한민국)
- português (Brasil)
- русский (Россия)
- español (España)

Continue

Welcome to JIRA, burgas275@gmail.com!

Let's get started! You'll need an avatar to help other users identify you in JIRA.




Choose an avatar

Next

Select a User Avatar

Upload a new avatar

No file selected.



Close

Welcome!

Choose an option below to get started.



See a project in action

Create and explore a project that's pre-loaded with sample data.

[Create sample project](#)



Create a new project

No time to waste! Get stuck in and create your first project in JIRA.

[Create new project](#)



Import from another tool

Switching to JIRA from another issue tracker? Quickly import your issues.

[Import issues](#)

Welcome!

Choose an option below to get started.



See a project in action

Create and explore a project that's pre-loaded with sample data.

Create sample data



Create a new project

No time to waste! Get stuck in and create a new project.



Import from another tool

Switching to JIRA from another issue tracking tool? Import your issues.

Create project

SOFTWARE



Scrum software development

Agile development with a board, sprints and stories. Connects with source and build tools.



Kanban software development

Optimise development flow with a board. Connects with source and build tools.



Basic software development

Track development tasks and bugs. Connects with source and build tools.

BUSINESS



Project management

Plan, track and report on all of your work within a project.



Task management

Quickly organize and assign simple tasks for you and your team.



Process management

Track all the work activity as it transitions through a streamlined process.

[Import a project](#) | [Create with shared configuration](#) | [Create sample data](#)

Next

Cancel

Welcome!

Choose an option below to get started.

See a project in action
 Create and explore a project that's pre-loaded with sample data.

[Create sample project](#)

Create a new project
 No time to waste! Get stuck in and create your first project in JIRA.

[Create new project](#)

Import from another tool
 Switching to JIRA from another issue tracker? Quickly import your issues.

[Import issues](#)

Scrum software development

Use this project to manage your Agile development work. Create a backlog, organise work into sprints, check progress using reports, and more. This project includes a Scrum board, a basic Agile workflow and issue type configuration, which you can change later on.

ISSUE TYPES

- Bug
- ✓ Task
- Sub-task
- Story
- ⚡ Epic

WORKFLOW

```

      graph LR
      A[TO DO] --> B[IN PROGRESS]
      B --> C[DONE]
      
```

Welcome!

Choose an option below to get started.



See a project in action

Create and explore a project that's pre-loaded with sample data.

Create sample project



Create a new project

No time to waste! Get stuck in and create your first project in JIRA.

Create new project



Import from another tool

Switching to JIRA from another issue tracker? Quickly import your issues.

Import issues

Scrum software development

Name

Max. 80 characters.

Key ?

Max. 10 characters.

Scrum software development

You are creating a project for a Scrum team. You may want to name this project after the product or development team that will use it.

Back

Submit

Cancel

Scrum software development

Error creating project, @~WVSHMTrP@h~eYw]]
 |s*RRkq)hXy;_*Nzj! cV"+Sv
 ;w*i#oy.mu*ZI~lvQsL`)8辨x+XzyRW 2KN
 S%RS#a#pfLf#eou. K0c. b {aP4G
 9H\9 .ETK\o@)9Jjo!A`T`U'1's
 t+9Zn15C,QR0;-G6 NDD:2a#W: 9Z\F%4|
 i#gVSEBC.p6I x#h#tIP^GU_EF]~f<6
 &ih%]T Mδc hq>~T~u8|}L B Gk h n L6M: t o' ap/2
 b)5R]H, ε[-]=RG6 EMe* g xZg A#O* 3X< ,lx5
 p8 ~_oCb f sF s d ũ TC L b y Dy 3 bbv _W% P{-*?
 *XZr^I~JUIPGhk r r EQ g U Mk 0 + ; iw (m r d
 X f X > Y q] \$ w ' b 5 r 2 H N 3 S
 NR_ ; f 9 od (2 RT * U W \ x 1 } ? P 6 % C F : G Y
 F 6 s Q _ U t S 8 B + y + 2 λ E * r # ? x 6 ^ 6
 z Z 5 A < m 6 ; h 6 ; >> n F } A J d 8 N f g a 0 (-) k
 i Z % W U W W U ~ I i h 3 2 P E s \ N C ~ 9
 5 ^ ψ @] \ f Op s J c & / { (4 = r \ Z g P # h w U } ^ a
 t _ 7 J N J O I O H O E w q p # j u Z s 2 J ; F 3 5
 : 7 Y Y a y C A } L Z + Y 6 s V / Z 5 t) s + Z 5 a + G 3 } : q A G I 6 z c
 i ! = a A J Y y a , , h " I B G @ X 6 | 8 - \$ K 4 M \$ s # a
 7 u k _ Z E E (z { 6 P , Q 3 j n T j q ~ 2 t @ i h 8 e a
 . X B s s 7 n 0 r D 0 C U - _ f 3 Q E ' F 4 * } p q q η
 D H & j i 3 n . 8 * - o Y : j o q ^ y = i Y y o h _ p 8 " z 7 z
 z 1 : X . d m W S n b E 1 r ' A & - 人
 B Z 4 8 5 7 j j I i ' ? ' u > + S] x Z J \ . ' f T F n L
 9 1 e 9 o ; T F S 6 B j Ö Q S c a w } j h 3 * Q e 3 z
 6 < A L h Q L I 2 Σ) 2 < " C 2 2 f < m d L @ | z
 % f W J . m 3 a s * a _ J . Uy + : [K i } n ^ k ! 齏
 , \] / < N 9 Y m T < η 9 c t > # g - 6 \ 0 # E " 0 I
 D ^ g 5 * k 6 ~ w < f % r d y Z > z U h s 0 b ! \ " H h B (R
 j k e j _ @ 6 y 1) \$ > > 0 + e s z i a
 q S ! g ! & # , > D N) j < N x i , + . \$ s 9 i A Q ; ξ J 8 b Ö F 1 c O i
 s ? G J 4 u] ' , p ! " @ z ' k 2 0 r z ũ n , Z - ! X g N h b 8 * u Z | v SO 1 F I , 3 3
 SO ; 7 HEK q % % [m 9 y t w U e w # < & ?] f 5 m ' W ' g ' J ' ` D B < F
 X W C & Z H \$ 6 Q O 6 D U b E r 3 ^ 6 * * Z t D 6 ũ R
 y _ θ N c % => Y 3 (Y V Z V c 6 V V ? B ^ n " - s J L w C
 ? C L 7 @ Kh 7 I ^ (u u ! M) v] 3 y @ , % 3 ^ 8 | A
 g Z D @ h \$ + L Z 4 r [U g z 3 : x æ W s @ K U z
 f mt ~ T 7 r t [P l i P b n) +



See a pro

Create and e
pre-loaded w

Create sa

another tool

A from another issue
import your issues.

Name

Scrum software development

You are creating a project for a Scrum

Back Submit Cancel

Installation Summary

Details on where JIRA Software will be installed and the settings that will be used.



Installation Directory: C:\Program Files\Atlassian\JIRA

Home Directory: C:\Program Files\Atlassian\Application Data\JIRA

HTTP Port: 8080

RMI Port: 8005

Install as service: Yes

< Back

Install

Cancel

```
1 <?xml version="1.0" encoding="UTF-8"?>
2
3 <jira-database-config>
4   <name>defaultDS</name>
5   <delegator-name>default</delegator-name>
6   <database-type>h2</database-type>
7   <schema-name>PUBLIC</schema-name>
8   <jdbc-datasource>
9     <url>jdbc:h2:file:C:\Program Files\Atlassian\Application Data\JIRA/database/h2db</url>
10    <driver-class>org.h2.Driver</driver-class>
11    <username>sa</username>
12    <password></password>
13    <pool-min-size>20</pool-min-size>
14    <pool-max-size>20</pool-max-size>
15    <pool-max-wait>30000</pool-max-wait>
16    <min-evictable-idle-time-millis>4000</min-evictable-idle-time-millis>
17    <time-between-eviction-runs-millis>5000</time-between-eviction-runs-millis>
18    <pool-max-idle>20</pool-max-idle>
19    <pool-remove-abandoned>true</pool-remove-abandoned>
20    <pool-remove-abandoned-timeout>300</pool-remove-abandoned-timeout>
21  </jdbc-datasource>
22 </jira-database-config>
23
```

C:\Program Files\Atlassian\Application Data\JIRA

Program Files > Atlassian > Application Data > JIRA

File Edit View Tools Help

Organize Views Open










| Name | Date modified | Type | Size | Tags |
|-------------------------|------------------|-------------|------|------|
| analytics-logs | 30.01.2017 0:18 | File Folder | | |
| caches | 30.01.2017 0:18 | File Folder | | |
| data | 29.01.2017 14:43 | File Folder | | |
| database | 29.01.2017 14:26 | File Folder | | |
| export | 29.01.2017 14:28 | File Folder | | |
| import | 29.01.2017 14:29 | File Folder | | |
| log | 29.01.2017 14:06 | File Folder | | |
| logos | 29.01.2017 14:29 | File Folder | | |
| monitor | 29.01.2017 14:29 | File Folder | | |
| plugins | 29.01.2017 14:27 | File Folder | | |
| tmp | 29.01.2017 14:06 | File Folder | | |
| .jira-home.lock | 30.01.2017 0:17 | LOCK File | 0 KB | |
| dbconfig.xml | 29.01.2017 14:26 | XML File | 1 KB | |
| jira-healthcheck-eol... | 29.01.2017 14:29 | JSON File | 1 KB | |

Type: XML File
Size: 896 bytes
Date modified: 29.01.2017 14:26

1 item selected 896 bytes Computer UNIX UTF-8 w/o BOM INS

Download DbVisualizer 9.5.5

Latest Version [Old Versions](#) [Release Notes](#) [Evaluate](#)

| Platform & Installer Type | Without Java VM | With Java VM |
|--|----------------------------------|----------------------------------|
|  Windows 32-bit (setup installer) | Download (40 MB) | Download (75 MB) |
|  Windows 32-bit (zip archive) | Download (70 MB) | |
|  Windows 64-bit (setup installer) | Download (40 MB) | Download (78 MB) |
|  Windows 64-bit (zip archive) | Download (70 MB) | |
|  Mac OS X (setup installer) | Download (40 MB) | Download (77 MB) |
|  Mac OS X (tar.gz archive) | Download (70 MB) | |
|  Linux (setup installer) | Download (39 MB) | |
|  Linux (RPM archive) | Download (69 MB) | |
|  Linux (DEB archive) | Download (69 MB) | |
| UNIX UNIX (setup installer) | Download (39 MB) | |
| UNIX UNIX (tar.gz archive) | Download (69 MB) | |


Try out DbVisualizer Pro for 21 days

Start the trial by running the [latest version](#) and then open the [Evaluate Pro Edition](#) under the [Help](#) menu.

DbVisualizer 9.5.5

- [Online Users Guide](#)
- [Users Guide in PDF](#)

Setup - DbVisualizer 9.5.5



Welcome to the DbVisualizer Setup Wizard

This will install DbVisualizer on your computer. The wizard will lead you step by step through the installation.

Click Next to continue, or Cancel to exit Setup.

DbVisualizer Free and DbVisualizer Pro

The installation files you download here are identical for the DbVisualizer Free and DbVisualizer Pro editions. The DbVisualizer Pro features are enabled when you install a license key.

Java VM

If you are using Windows (and Mac OS X from 9.2), you can download the installer



Download DbVisualizer 9.5.5

Latest Version Old Versions Release Notes Evaluate

| Platform & Installer Type | Without Java VM | With Java VM |
|------------------------------------|----------------------------------|----------------------------------|
| Windows 32-bit (setup installer) | Download (40 MB) | Download (75 MB) |
| Windows 32-bit (zip archive) | Download (70 MB) | |
| Windows 64-bit (setup installer) | Download (40 MB) | Download (78 MB) |
| Windows 64-bit (zip archive) | Download (70 MB) | |
| Mac OS X (setup installer) | Download (40 MB) | Download (75 MB) |
| Mac OS X (tar.gz archive) | Download (70 MB) | |
| Linux (setup installer) | Download (39 MB) | |
| Linux (RPM archive) | Download (69 MB) | |
| Linux (DEB archive) | Download (69 MB) | |
| UNIX UNIX (setup installer) | Download (39 MB) | |
| UNIX UNIX (tar.gz archive) | Download (69 MB) | |

Try out DbVisualizer Pro for 21 days

Start the trial by running the [latest version](#) and then open the [Evaluate Pro Edition](#) under the Help menu.

DbVisualizer 9.5.5

- [Online Users Guide](#)

Setup - DbVisualizer 9.5.5

Information
Please read the following important information before continuing.

When you are ready to continue with Setup, click Next.

JDBC drivers for the following databases are **bundled with DbVisualizer**:

- DB2 LUW
- DB2 z/OS
- H2
- JavaDB/Derby
- Mimer SQL
- MySQL
- NuoDB
- Oracle
- PostgreSQL
- Redshift
- SQLite
- SQL Server
- Sybase
- Vertica

For **other databases** you need to obtain the JDBC driver **jar** file(s) and install in DbVisualizer. Check [Installing a JDBC Driver](#) in the DbVisualizer [users guide](#) for more information.

< Back Next > Cancel

DbVisualizer Free and DbVisualizer Pro

The installation files you download here are identical for the DbVisualizer Free and DbVisualizer Pro editions. The DbVisualizer Pro features are enabled when you install a license key.

Java VM

If you are using Windows (and Mac OS X from 9.2), you can download the installer





Tasktop Dev for Visual Studio ^{Trial}

Wes Coelho | 1 975 clicks | ★★★★★ (3)

Access JIRA, Bugzilla, HP Quality Center and more from within Visual Studio.

Get Started

Tasktop Dev for Visual Studio brings Eclipse Mylyn's task list and connectors into the Microsoft Visual Studio IDE. This supports cross-platform interoperability through connectors for third party systems such as HP Quality Center, Atlassian JIRA, and Bugzilla.

The personal task list and rich task editors are embedded in the Visual Studio IDE as they are in Eclipse. The Tasktop for Visual Studio application runs alongside the Visual Studio IDE to provide access to the Mylyn infrastructure and its connectors.

Categories

Tools Setup & Deployment Team Development

Tags

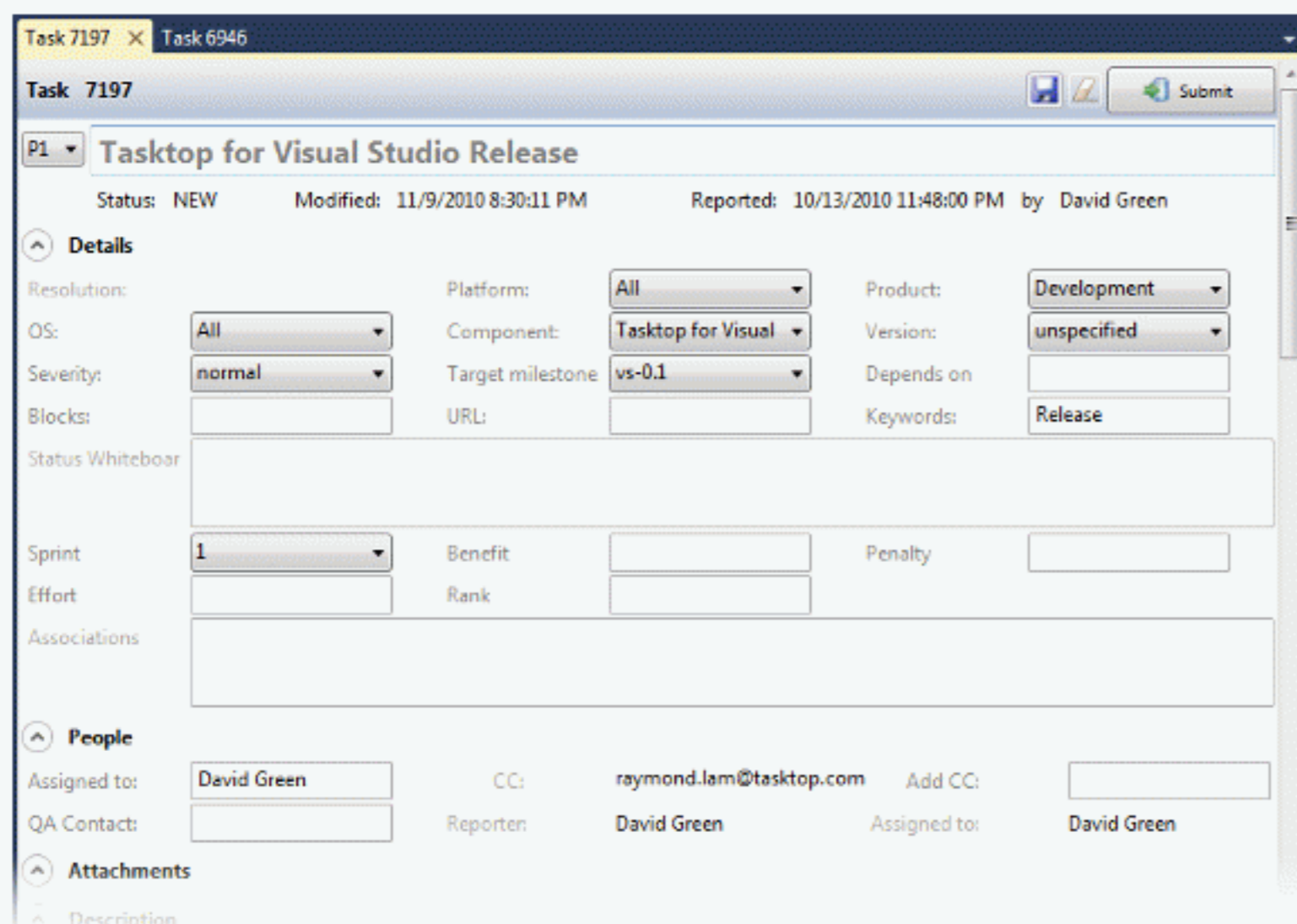
Bugzilla cross-platform eclipse HP ALM HP Quality Center Mylyn Task List

Works with

Visual Studio 2010, 2012, 2013, 2015

More Info

Version 4.6
Last updated 30.04.2016, 00:00:15
Publisher Wes Coelho



Learn more at <http://www.tasktop.com/tasktop-dev/tasktop-dev-visual-studio>



Tasktop Dev for Visual Studio ^{Trial}

Wes Coelho | 1 975 clicks | ★★★★★ (3)

Access JIRA, Bugzilla, HP Quality Center and more from within Visual Studio.

Get Started

Tasktop Dev for Visual Studio brings Eclipse Mylyn's task list and connectors into the Microsoft Visual Studio IDE. This supports cross-platform interoperability through connectors for third party systems such as HP Quality Center, Atlassian JIRA, and Bugzilla.

The personal task list and rich task editors are embedded in the Visual Studio IDE as they are in Eclipse. The Tasktop for Visual Studio application runs alongside the Visual Studio IDE to provide access to the Mylyn infrastructure and its connectors.

Categories

Tools Setup & Deployment Team Development

Tags

Bugzilla cross-platform eclipse HP ALM HP Quality Center Mylyn Task List

Works with

Visual Studio 2010, 2012, 2013, 2015

Task 7197

Tasktop for Visual Studio Release

Status: NEW Modified: 11/9/2010 8:30:11 PM Reported: 10/13/2010 11:48:00 PM by David Green

Details

Resolution: Platform: All Product: Development
 OS: All Component: Tasktop for Visual Version: unspecified
 Severity: normal Target milestone: vs-0.1 Depends on:
 Blocks: URL: Keywords: Release

Status Whiteboard

Sprint: 1 Benefit: Penalty:
 Effort: Rank:

Associations

People

Assigned to: David Green CC: raymond.lam@tasktop.com Add CC:
 QA Contact: Reporter: David Green Assigned to: David Green

Attachments

Description

Tasktop 4.8.1 For Visual Studio Setup

Welcome to the Tasktop 4.8.1 For Visual Studio Setup Wizard

This wizard will guide you through the installation of Tasktop 4.8.1 For Visual Studio.

It is recommended that you close all other applications before starting Setup. This will make it possible to update relevant system files without having to reboot your computer.

Click Next to continue.

Next > Cancel

Learn more at <http://www.tasktop.com/tasktop-dev/tasktop-dev-visual-studio>

- [PocketBugz](#) Android and iOS app. Does not work with 4.4.2+
- [bugzilla-mobile](#) A mobile friendly web client for Bugzilla. Scrapes Bugzilla UI.
- [BugTender](#) A mobile friendly web client for Bugzilla. Uses JSON-RPC interface.

IDE integration

- [Tasktop Pro and Starter](#) (website) - Tasktop Pro is a suite of Eclipse plugins (also available as a desktop client) based on Eclipse Mylyn that provide rich editing and querying for Bugzilla tasks, offline reading and editing as well as task change notifications so there's no need to receive emails from Bugzilla. Tasktop Pro also provides a number of enhancements including email and calendar integration along with time tracking and reporting, great for determining what tasks and projects you have been spending time on, helping to hone estimates, and complete time sheets. Tasktop Starter (free) is a suite of Eclipse plugins that includes the Bugzilla integration while offering a subset of the Tasktop Pro features including Time Tracking dashboard and Gmail/IMAP integration allowing you to easily create tasks in your Mylyn Task List from your Gmail or IMAP client.
- [Mylyn Bugzilla Connector](#) (website): a full-featured client for Bugzilla that supports offline editing and change notifications. The client can be integrated into the [Eclipse IDE](#) or as a standalone application.
- [Eclipse Bugzilla](#) (website) - This plug-in integrates Bugzilla bug tracking into the [Eclipse](#) workbench. The approach for integration is a light-weight one, the web interface is used to handle common tasks and provide easier access using an Eclipse UI. The web interface is integrated in Eclipse via the SWT browser widget.
- [TrackLink](#) (website): a plug-in for [IntelliJ IDEA](#) that loads Bugzilla bugs through Deskzilla desktop client. Besides showing results of selected Deskzilla filters, the plug-in is able to detect Java stack traces in an issue and apply IDEA's "Analyze Stacktrace" action to them.
- [bugzilla-intellij-task-provider](#) (website): an open-source plugin for IntelliJ IDEA Ultimate. Allows you to view your list of bugs within the task management portion of IntelliJ. You can submit bugs [here](#).

IRC client integration

- [Bugzilla Linker](#) (website) - script plugin for the [Colloquy](#) IRC client (for Mac OS X) to link bug numbers mentioned in IRC channels and open Bugzilla bugs from the input line.

Project management software integration

- [JujunieIntegration](#) (Freshmeat project page) One of the integration modules in the bugs deadline according to the project plan, and generates a mail report with a
- [Taskjuggler](#) (website) Taskjuggler is an Open Source tools for serious project man
- [Projzilla](#) (website) Projzilla allows you to create Microsoft Project files from Bugzill projects.

Integration with Source Code Manag

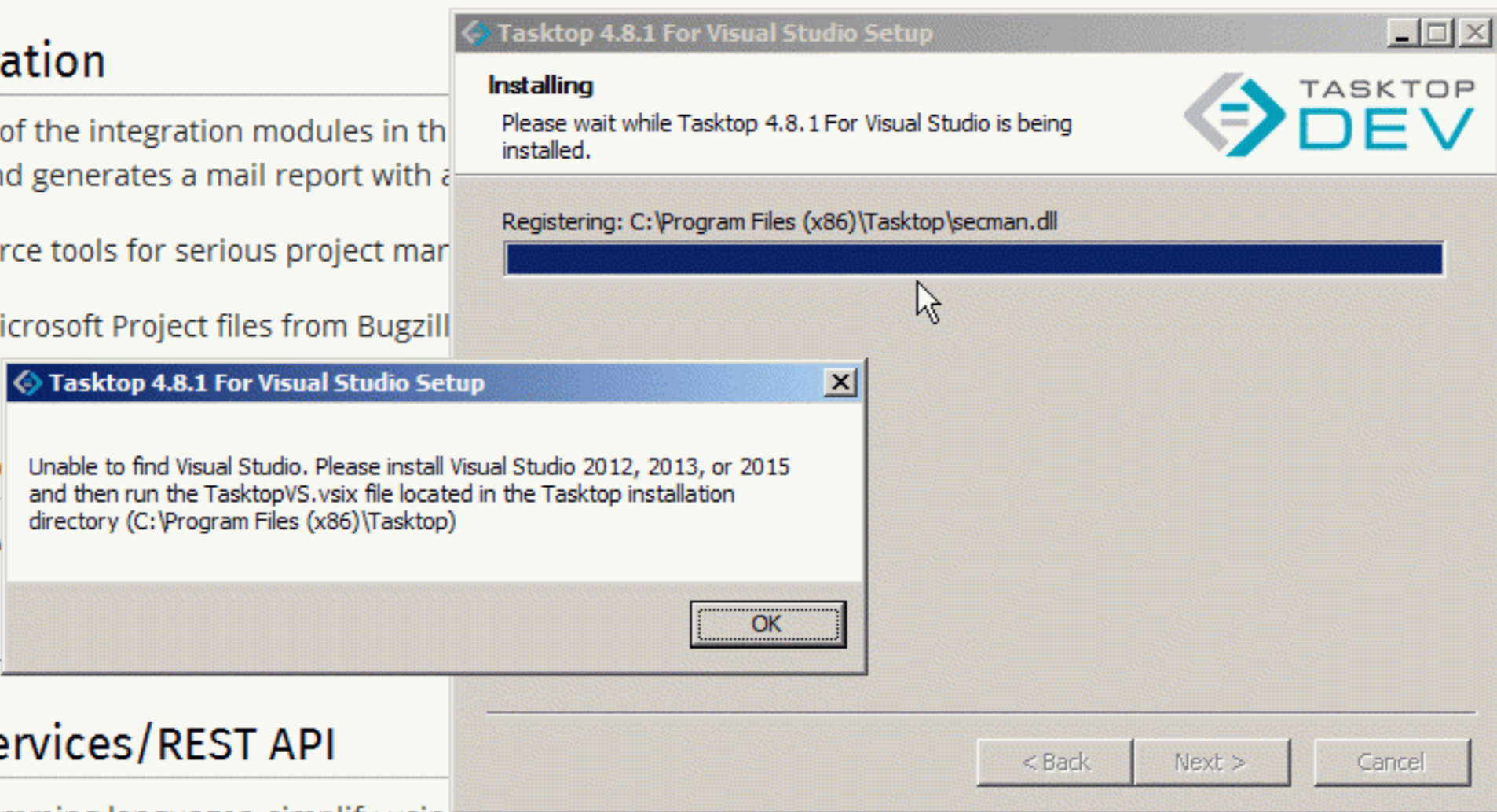
(This section covers user-oriented add-ons that work w Utilities section)

- [git-send-bugzilla](#) (website) git-send-bugzilla is a u

Client libraries for the Bugzilla Webservice/REST API

(This section contains client libraries in various programming languages, simplify using the Bugzilla webservice/REST API.)

- [BZ::Client](#) is a Perl module, which provides a client side API, which is relatively close the the server side API.
- [Bugzproxy](#) is a C# based assembly that provides an OO client side API. It can be used to build commandline tools, VS 2005 integration, etc. Works with Linux/Mono.
- [bztools](#) is a python library to interface with the [Bugzilla REST API](#) via python, with all the pythonic behavior you would expect. See [this blog post](#) and the [README](#) for more info.




Ask a question Search related threads Search forum questions

Quick access

Answered by:

 **2,470**
Points
Top 5%

Bill Essary MSFT
Joined Nov 2005

 [Bill Essary MSFT's...](#)
[Show activity](#)


Top related threads

- [Can Bugzilla be integrated with TFS.](#)
- [Synchronization TFS 2010 with bugzilla?](#)
- [Sync Service or Sync Tool for Bugzilla 3.2 <=> TFS 2010](#)
- [Converting Bugzilla to Team Foundation 2015 and moving svn to team foundation 2015](#)
- [Bugzilla 4.2 and TFS 2010 Sync Tool](#)

Bugzilla Migration to TFS

Visual Studio Team Foundation Server >
Team Foundation Server – Migration and Integration

Question


 Currently we are using Bugzilla to manage our defects from our offshore vendor. We are using TFS for source control. We'd like to move all of the defects and issues from Bugzilla into TFS work items (with history/attachments/links/etc).

1 We are using both the CMMI and conchango process templates.

[Sign in to vote](#) Are there any COTS solutions available for full fidelity Bugzilla to TFS migrations?

Monday, February 15, 2010 6:09 PM

[Reply](#) | [Quote](#)

 **RonRainey** 5 Points

Answers



1

[Sign in to vote](#)


No, sorry, I don't think so. All of the integration solutions that we know about are posted on the [TFS Migration and Integration Solutions](#) page.

Bill

Marked as answer by **Bill Essary MSFT** Moderator Thursday, February 18, 2010 12:42 AM

Tuesday, February 16, 2010 7:54 PM

[Reply](#) | [Quote](#)

Moderator 
Bill Essary MSFT 2,470 Points

All replies



scrum-1
SCRUM board

- Backlog
- Active sprints
- Releases
- Reports
- Issues
- Components

PROJECT SHORTCUTS
Add a link to useful information for your whole team to see.

+ Add link

scrum-1 / SCRUM-2
qweqw

Edit Comment Assign **More** To Do In Progress Done Admin

Details

Type: Task
 Priority: Highest
 Labels: None

Description

zsf

Activity

All **Comments** Work Log

There are no comments yet on this issue

Comment

- Log work
- Agile Board
- Rank to Top
- Rank to Bottom
- Voters
- Stop watching
- Watchers
- Create sub-task
- Convert to sub-task
- Move
- Link
- Clone
- Labels
- Delete

Status: **IN PROGRESS** (View Workflow)
 Resolution: Unresolved

People

Assignee: burgas275@gmail.com
 Reporter: burgas275@gmail.com
 Votes: 0
 Watchers: Stop watching this issue

Dates

Created: 37 minutes ago
 Updated: 35 minutes ago

Time Tracking

Estimated: Not Specified
 Remaining: 0m
 Logged: 1m

Agile

[View on Board](#)

HipChat discussions

Do you want to discuss this issue? Connect to HipChat.

[Connect](#) [Dismiss](#)

scrum-1
SCRUM board

- Backlog
- Active sprints
- Releases
- Reports
- Issues
- Components

PROJECT SHORTCUTS

Add a link to useful information for your whole team to see.

+ Add link

Sample Sprint 2

4 days remaining Complete Sprint Board

QUICK FILTERS: Only My Issues Recently Updated

To Do In Progress Done

SCRUM-1

↑ VB.NET developer, ASP.NET developer, MS SQL developer and system administrator

scrum-1 / SCRUM-1

VB.NET developer, ASP.NET developer, MS SQL developer and system administrator

Estimate: Unestimated

Details

Status: **TO DO** (View Workflow)

Priority: ↑ Medium

Component/s: None

Labels: demo

Affects Version/s: None

Fix Version/s: None

Epic Link: None

People

Reporter: burgas275@gmail.com

Assignee: burgas275@gmail.com

Dates

Created: Today 1:36 AM

Updated: Today 1:36 AM

Issue Links

blocks

- PROJ-1 This is ... ↑ TO DO
- SSP-8 As a pro... ↑ TO DO

Description

SuccessStory

Comments

There are no comments yet on this issue.

Comment

scrum-1
SCRUM board

- Backlog
- Active sprints
- Releases
- Reports
- Issues
- Components

PROJECT SHORTCUTS
Add a link to useful information for your whole team to see.

+ Add link

Sample Sprint 2

4 days remaining Complete Sprint Board

QUICK FILTERS: Only My Issues Recently Updated

To Do In Progress Done

SCRUM-1

↑ VB.NET developer, ASP.NET developer, MS SQL developer and system administrator

scrum-1 / SCRUM-1

- Edit
- Assign**
- Log work
- Send to Top
- Send to Bottom
- Stop watching
- Create sub-task
- Link
- Delete
- Remove from Sprint
- Add flag
- Add flag and comment
- More Actions...

Details

Status:
 Priority:
 Component/s:
 Labels:
 Affects Version/s:
 Fix Version/s:
 Epic Link:

People

Reporter: burgas275@gmail.com

Assignee: burgas275@gmail.com

Dates

Created: Today 1:36 AM
Updated: Today 1:36 AM

Issue Links

blocks

- PROJ-1 This is ... ↑ TO DO
- SSP-8 As a pro... ↑ TO DO

Description

SuccessStory

Comments

There are no comments yet on this issue.

Comment

scrum-1
SCRUM board

- Backlog
- Active sprints
- Releases
- Reports
- Issues
- Components

PROJECT SHORTCUTS
Add a link to useful information for your whole team to see.

+ Add link

scrum-1 / SCRUM-2
qweqw

Edit Comment Assign More To Do In Progress Done Admin

Details

Type: Task Status: **IN PROGRESS** (View Workflow)
 Priority: **Highest** Resolution: Unresolved
 Labels: None

Description

zsf

Activity

All **Comments** Work Log History Activity

There are no comments yet on this issue.

Comment

People

Assignee: burgas275@...
 Reporter: burgas275@gmail.com
 Votes: 0
 Watchers: 1 Stop watching this issue

Export
 XML
 Word
 Printable

Dates

Created: 40 minutes ago
 Updated: 37 minutes ago

Time Tracking

Estimated: Not Specified
 Remaining: 0m
 Logged: 1m

Agile

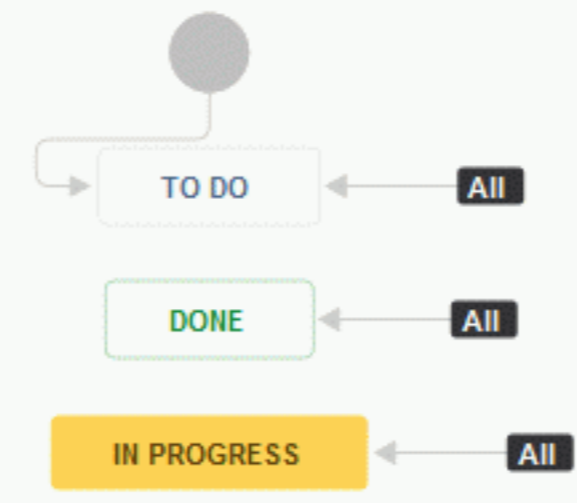
[View on Board](#)

HipChat discussions

Do you want to discuss this issue? Connect to HipChat.

Connect Dismiss

Software Simplified Workflow for Project SCRUM



Mouse over objects to see transition names.

Close

Comparison of issue-tracking systems

From Wikipedia, the free encyclopedia



This article **needs additional citations for verification**. Please help improve this article by adding citations to reliable sources. Unsourced material may be challenged and removed. *(October 2011)* *(Learn how and when to remove this template message)*

This article is a **comparison of issue tracking systems** that are notable, including [bug tracking systems](#), [help desk](#) and [service desk](#) issue tracking systems, as well as [asset management](#) systems. The comparison includes client-server application, distributed and hosted systems.

Contents [hide]

- 1 General
- 2 Features
- 3 Input interfaces
- 4 Notification interfaces
- 5 Revision control system integration
- 6 Authentication methods
- 7 See also
- 8 Notes
- 9 References
- 10 External links

General [edit]

| System | Creator | License | Implementation language(s) | Back end | Launch date | Refs |
|-------------------|------------------------------------|--|--|--|---|------|
| Apache Bloodhound | Apache Software Foundation | Apache License | Python | MySQL, PostgreSQL, SQLite | 2012 | [1] |
| Assembla Tickets | Assembla | Proprietary, hosted. Available for free for open source projects | Ruby | MySQL | 2008 | |
| Axosoft | Axosoft LLC | Proprietary, Saas | C#, .NET | SQL Server | 2002 | |
| Bontq | Bontq LLC | Proprietary, hosted. | PHP, Java | PostgreSQL | 2010 | |
| Bugzilla | Mozilla Foundation | MPL | Perl | MySQL, Oracle, PostgreSQL, SQLite | 1998-09-19 | |
| Debbugs | Debian | GPL | Perl | Flat file, Berkeley DB indexes ^[<i>citation needed</i>] | Between 1994 and 1999 ^[<i>notes 1</i>] | |
| FogBugz | Fog Creek Software | Saas | ASP on Windows, PHP on macOS, FreeBSD, and Linux | SQL Server, MySQL | 2000 | [2] |
| Fossil | D. Richard Hipp | BSD | C | SQLite | 2006 | |
| FusionForge | Various (open source contributors) | GPLv2 | PHP | PostgreSQL | Feb 2009 | |
| GLPI | INDEPNET | GPLv2 | PHP | MySQL | 2003-11-17 | |
| GNATS | Free Software Foundation | GPL | C, Web Front-end In Perl | Text files with custom daemon/search engine | 1992 | |



- Main page
- Contents
- Featured content
- Current events
- Random article
- Donate to Wikipedia
- Wikipedia store

Interaction

- Help
- About Wikipedia
- Community portal
- Recent changes
- Contact page

Tools

- What links here
- Related changes
- Upload file
- Special pages
- Permanent link
- Page information
- Wikidata item
- Cite this page

Print/export

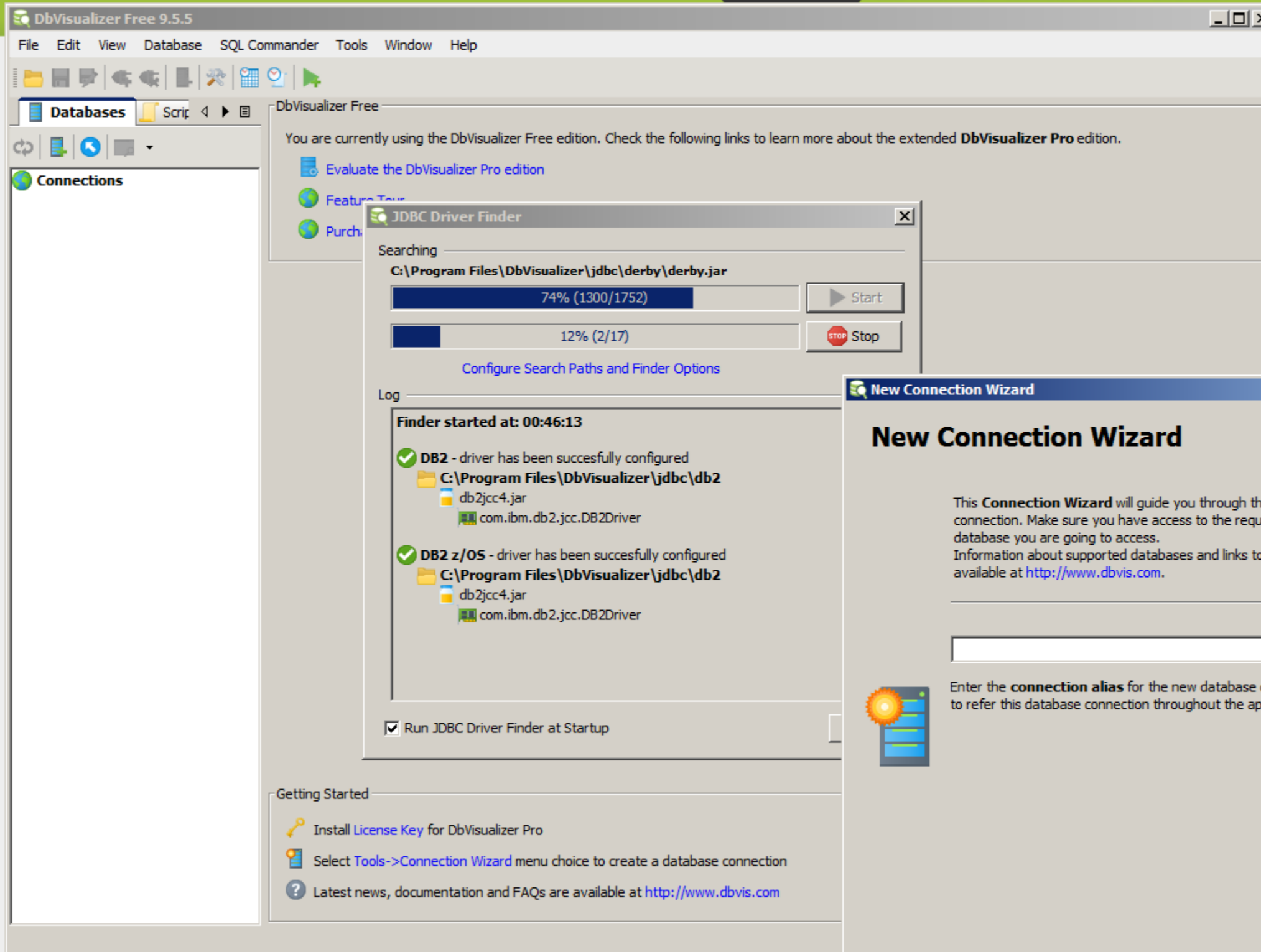
- Create a book
- Download as PDF
- Printable version

Languages

- Русский
- Edit links

Download DbVisualizer 9.5.5

Latest Version Old Versions Release Notes Evaluate



The screenshot shows the DbVisualizer Free 9.5.5 application window. The main window has a menu bar (File, Edit, View, Database, SQL Commander, Tools, Window, Help) and a toolbar. The 'Databases' tab is active, showing a 'Connections' pane on the left. A 'JDBC Driver Finder' dialog box is open, displaying search progress for 'C:\Program Files\DbVisualizer\jdbc\derby\derby.jar' (74% complete) and another entry (12% complete). Below the progress bars, it lists 'DB2 - driver has been successfully configured' and 'DB2 z/OS - driver has been successfully configured', each with a folder icon and files 'db2jcc4.jar' and 'com.ibm.db2.jcc.DB2Driver'. A 'Log' section shows the start time '00:46:13' and the same two driver configurations. A checkbox 'Run JDBC Driver Finder at Startup' is checked. A 'Getting Started' section provides instructions on installing a license key and using the Connection Wizard. A 'New Connection Wizard' dialog box is also open, with the title 'New Connection Wizard' and a description: 'This Connection Wizard will guide you through the steps to setup a database connection. Make sure you have access to the required JDBC driver file(s) for the database you are going to access. Information about supported databases and links to download sites for JDBC drivers are available at http://www.dbvis.com.' There is an empty text field for the connection alias and a 'Next >' button.

DbVisualizer Free and DbVisualizer Pro

The installation files you download here are identical for the DbVisualizer Free and DbVisualizer Pro editions. The DbVisualizer Pro features are enabled when you install a license key.

Java VM

If you are using Windows (and Mac OS X from 9.2), you can download the installer



```

1 <?xml version="1.0" encoding="UTF-8"?>
2
3 <jira-database-config>
4   <name>defaultDS</name>
5   <delegator-name>default</delegator-name>
6   <database-type>h2</database-type>
7   <schema-name>PUBLIC</schema-name>
8   <jdbc-datasource>
9     <url>jdbc:h2:file:C:\Program
10    <driver-class>org.h2.Driver<
11    <username>sa</username>
12    <password></password>
13    <pool-min-size>20</pool-min-
14    <pool-max-size>20</pool-max-
15    <pool-max-wait>30000</pool-m
16    <min-evictable-idle-time-mil
17    <time-between-eviction-runs-
18    <pool-max-idle>20</pool-max-
19    <pool-remove-abandoned>true<
20    <pool-remove-abandoned-timeo
21  </jdbc-datasource>
22 </jira-database-config>
23

```

DbVisualizer Free 9.5.5

File Edit View Database SQL Commander Tools Window Help

You are currently using the DbVisualizer Free edition. Check the following links to learn more about the extended **DbVisualizer Pro** edition.

- Evaluate the DbVisualizer Pro edition
- Feature Tour
- Purch...

JDBC Driver Finder

Searching

Finished! 17 files processed

Configure Search Paths and Finder Options

Log

- C:\Program Files\DbVisualizer\jdbc\redshift
 - RedshiftJDBC41.jar
 - com.amazon.redshift.jdbc41.Driver
- ✔ **SQLite** - driver has been successfully configured
 - C:\Program Files\DbVisualizer\jdbc\sqlite
 - sqlite.jar
 - org.sqlite.JDBC
- ✔ **Vertica** - driver has been successfully configured
 - C:\Program Files\DbVisualizer\jdbc\vertica
 - vertica.jar
 - com.vertica.jdbc.Driver

Finder finished at: 00:46:42

Run JDBC Driver Finder at Startup

Getting Started

- Install License Key for DbVisualizer Pro
- Select Tools->Connection Wizard menu choice to create a database connection
- Latest news, documentation and FAQs are available at <http://www.dbvis.com>

New Connection Wizard

Select Database Driver

- Firebird
- FrontBase
- Hive
- HP Neoview
- HSQLDB server
- HSQLDB embedded
- ✔ **H2 server**
- ✔ H2 embedded
- Informix
- Informix (DataDirect)
- ✔ JavaDB/Derby server
- ✔ JavaDB/Derby embedded
- JDataStore
- MaxDB
- McKoi
- ✔ Mimer
- ✔ MySQL
- MySQL (DataDirect)
- Netezza
- ✔ NuoDB
- ✔ Oracle Thin
- ✔ Oracle OCI
- Oracle (DataDirect)
- Pervasive
- ✔ PostgreSQL

< Back Next > Cancel

Download DbVisualizer 9.5.5

Latest Version Old Versions Release Notes Evaluate

The screenshot shows the DbVisualizer Free 9.5.5 application window. The main interface includes a menu bar (File, Edit, View, Database, SQL Commander, Tools, Window, Help), a toolbar, and a sidebar with 'Databases' and 'Connections' sections. The main content area displays a message about the Free edition and provides links for evaluation, feature tours, and purchase. A 'JDBC Driver Finder' dialog is open, showing a search process that has finished with 17 files processed. The log shows successful configurations for Redshift, SQLite, and Vertica drivers. A 'New Connection Wizard' dialog is also open, with the connection alias 'JIRA-DB' entered.

DbVisualizer Free and DbVisualizer Pro

The installation files you download here are identical for the DbVisualizer Free and DbVisualizer Pro editions. The DbVisualizer Pro features are enabled when you install a license key.

Java VM

If you are using Windows (and Mac OS X from 9.2), you can download the installer

```

1 <?xml version="1.0" encoding="UTF-8"?>
2
3 <jira-database-config>
4   <name>defaultDS</name>
5   <delegator-name>default</delegator-name>
6   <database-type>h2</database-type>
7   <schema-name>PUBLIC</schema-name>
8   <jdbc-datasource>
9     <url>jdbc:h2:file:C:\Program
10    <driver-class>org.h2.Driver<
11    <username>sa</username>
12    <password></password>
13    <pool-min-size>20</pool-min-
14    <pool-max-size>20</pool-max-
15    <pool-max-wait>30000</pool-m
16    <min-evictable-idle-time-mil
17    <time-between-eviction-runs-
18    <pool-max-idle>20</pool-max-
19    <pool-remove-abandoned>true<
20    <pool-remove-abandoned-timeo
21  </jdbc-datasource>
22 </jira-database-config>
23

```

DbVisualizer Free 9.5.5

File Edit View Database SQL Commander Tools Window Help

DbVisualizer Free

You are currently using the DbVisualizer Free edition. Check the following links to learn more about the extended **DbVisualizer Pro** edition.

- Evaluate the DbVisualizer Pro edition
- Feature Tour
- Purch...

JDBC Driver Finder

Searching

Finished

Configure Search

Log

- SQLite** - driver has been found
 - C:\Program Files\Redshift\jdbc41.jar
 - com.amazon...
- Vertica** - driver has been found
 - C:\Program Files\vertica.jar
 - org.sqlite.JDBC
 - com.vertica.j...

Finder finished at: 00:46

Run JDBC Driver Finder at

Getting Started

- Install License Key for DbVisualizer Pro
- Select Tools->Connection Wizard menu d
- Latest news, documentation and FAQs ar

New Connection Wizard

JIRA-DB

H2 server

Connection

Notes

Database

Settings Format

Database URL

Authentication

Database Userid

Database Password

Options

Auto Commit

Save Database Password

Permission Mode

Ping Server

< Back Finish Cancel

Download DbVisualizer 9.5.5

Latest Version

DbVisualizer Free 9.5.5 - jdbc:h2:file:C:\Program Files\Atlassian\Application Data\JIRA/database/h2db

File Edit View Database SQL Commander Tools Window Help

Databases Scripts

Connections

- jdbc:h2:file:C:\Program Files\Atlassian\Application Data\JIRA/database/h2db
- H2DB (Default)

Database Connection: jdbc:h2:file:C:\Program Files\Atlassian\Application Data\JIRA/database/h2db

jdbc:h2:file:C:\Program Files\Atlassian\Application Data\JIRA/database/h2db

Connection Properties Database Info Data Types

Connection

Name: jdbc:h2:file:C:\Program Files\Atlassian\Application Data\JIRA/database/h2db

Notes:

Database

Settings Format: Database URL

Database Type: H2

Driver (JDBC): H2 server

Database URL: jdbc:h2:file:C:\Program Files\Atlassian\Application Data\JIRA/database/h2db

Authentication

Database Userid: sa

Database Password:

Options

Auto Commit:

Save Database Password: Save Between Sessions

Permission Mode: Development

Reconnect Disconnect Ping

Connection Message

H2
1.3.176 (2014-04-05)
H2 JDBC Driver
1.3.176 (2014-04-05)

DbVisualizer Free and DbVisualizer Pro

The installation files you download here are identical for the DbVisualizer Free and DbVisualizer Pro editions. The DbVisualizer Pro features are enabled when you install a license key.

Java VM

If you are using Windows (and Mac OS X from 9.2), you can download the installer

JDBC Driver Finder

Searching

Start

Finished! 17 files processed

Stop

Configure Search Paths and Finder Options

Log

- ✓ **Mimer** - driver has been successfully configured
 - C:\Program Files\DbVisualizer\jdbc\mimer
 - mimer.jar
 - com.mimer.jdbc.Driver
- ✓ **MySQL** - driver has been successfully configured
 - C:\Program Files\DbVisualizer\jdbc\mysql
 - mysql.jar
 - com.mysql.jdbc.Driver
- ✓ **NuoDB** - driver has been successfully configured
 - C:\Program Files\DbVisualizer\jdbc\nuodb
 - nuodbjdbc.jar
 - com.nuodb.jdbc.Driver
- ✓ **Oracle Thin** - driver has been successfully configured
 - C:\Program Files\DbVisualizer\jdbc\oracle
 - ojdbc6.jar
 - oracle.jdbc.OracleDriver
 - orai18n.jar
 - xdb.jar
 - xmlopserv2.jar
- ✓ **Oracle OCI** - driver has been successfully configured
 - C:\Program Files\DbVisualizer\jdbc\oracle
 - ojdbc6.jar
 - oracle.jdbc.OracleDriver
 - orai18n.jar
 - xdb.jar
 - xmlopserv2.jar
- ✓ **PostgreSQL** - driver has been successfully configured
 - C:\Program Files\DbVisualizer\jdbc\postgresql
 - postgresql.jar
 - org.postgresql.Driver
- ✓ **Redshift** - driver has been successfully configured
 - C:\Program Files\DbVisualizer\jdbc\redshift
 - RedshiftJDBC41.jar
 - com.amazon.redshift.jdbc41.Driver
- ✓ **SQLite** - driver has been successfully configured
 - C:\Program Files\DbVisualizer\jdbc\sqlite
 - sqlite.jar
 - org.sqlite.JDBC
- ✓ **Vertica** - driver has been successfully configured
 - C:\Program Files\DbVisualizer\jdbc\vertica
 - vertica.jar
 - com.vertica.jdbc.Driver

Finder finished at: 00:46:42

Run JDBC Driver Finder at Startup

Close

Connections

- jdbc:h2:file:C:\Program Files\Atlassian\Application Data\JIRA/database/h2db
 - H2DB (Default)
 - INFORMATION_SCHEMA
 - SYSTEM TABLE
 - TABLE
 - TABLE LINK
 - VIEW
 - Procedures
 - PUBLIC (Default)
 - SYSTEM TABLE
 - TABLE
 - TABLE LINK
 - VIEW
 - Procedures

Connection Properties

- Database Profile
- Driver Properties
 - H2
 - Authentication
 - Delimited Identifiers
 - Qualifiers
 - Connection Keep-Alive
 - Physical Connection
 - Transaction
 - Encoding
 - SQL Statements
 - Connection Hooks
 - Color and Border
 - SQL Commander
 - Query Builder

Database Profiles

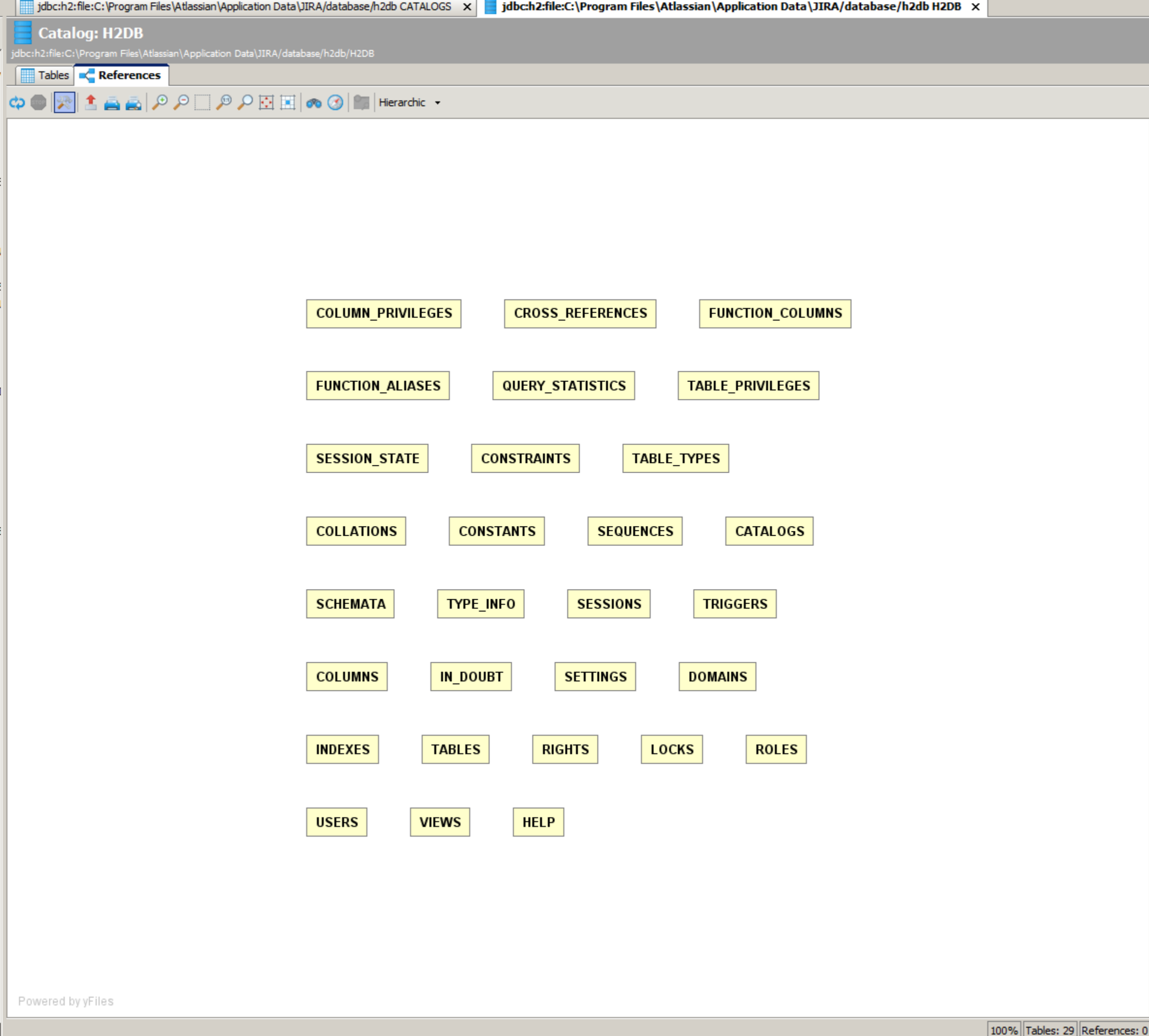
Database profiles in DbVisualizer Pro controls what objects appear in the objects tree, what detailed views are available for each object type and actions used to operate on objects. A database profile is database specific and here you can either decide to let DbVisualizer automatically pick (recommended) the matching profile based on the **database type** setting or manually choose one. If manually choosing a profile make sure it is compatible with the database you are connecting to. The **generic** profile works with any database. **Note:** You must reconnect the database connection after changing profile.

Auto Detect
 Manually Choose
 "Generic" Profile

| Profile | Description | Date | Path |
|-------------|----------------------------------|------------|--|
| db2-zos | Profile for DB2 z/OS | 2016-09-12 | C:\Program Files\DbVisualizer/resources/profiles/db2-zos.xml |
| db2 | Profile for DB2 LUW | 2016-09-12 | C:\Program Files\DbVisualizer/resources/profiles/db2.xml |
| derby | Profile for Apache Derby/JavaDB | 2016-05-24 | C:\Program Files\DbVisualizer/resources/profiles/derby.xml |
| generic | Generic profile for any database | 2016-11-15 | C:\Program Files\DbVisualizer/resources/profiles/generic.xml |
| h2 | Profile for H2 | 2016-04-25 | C:\Program Files\DbVisualizer/resources/profiles/h2.xml |
| informix | Profile for Informix IDS | 2016-06-20 | C:\Program Files\DbVisualizer/resources/profiles/informix.xml |
| mimer | Profile for Mimer SQL | 2016-06-14 | C:\Program Files\DbVisualizer/resources/profiles/mimer.xml |
| mysql | Profile for MySQL | 2016-11-07 | C:\Program Files\DbVisualizer/resources/profiles/mysql.xml |
| neoview | Profile for HP Neoview | 2016-09-09 | C:\Program Files\DbVisualizer/resources/profiles/neoview.xml |
| netezza | Profile for IBM Netezza | 2016-01-15 | C:\Program Files\DbVisualizer/resources/profiles/netezza.xml |
| nuodb | Profile for NuoDB | 2016-05-24 | C:\Program Files\DbVisualizer/resources/profiles/nuodb.xml |
| oracle | Profile for Oracle | 2016-09-13 | C:\Program Files\DbVisualizer/resources/profiles/oracle.xml |
| postgresql | Profile for PostgreSQL | 2016-01-14 | C:\Program Files\DbVisualizer/resources/profiles/postgresql.xml |
| postgresql8 | Profile for PostgreSQL 8+ | 2016-11-22 | C:\Program Files\DbVisualizer/resources/profiles/postgresql8.xml |
| redshift | Profile for Amazon Redshift | 2016-08-29 | C:\Program Files\DbVisualizer/resources/profiles/redshift.xml |
| sqlite | Profile for SQLite | 2016-04-26 | C:\Program Files\DbVisualizer/resources/profiles/sqlite.xml |
| sqlserver | Profile for SQL Server | 2016-12-01 | C:\Program Files\DbVisualizer/resources/profiles/sqlserver.xml |
| sybase-ase | Profile for Sybase ASE | 2016-06-30 | C:\Program Files\DbVisualizer/resources/profiles/sybase-ase.xml |
| vertica | Profile for Vertica | 2016-05-23 | C:\Program Files\DbVisualizer/resources/profiles/vertica.xml |

Connections

- jdbc:h2:file:C:\Program Files\Atlassian\Application Data\JIRA/database/h2db/H2DB
 - H2DB (Default)
 - INFORMATION_SCHEMA
 - SYSTEM TABLE
 - CATALOGS
 - COLLATIONS
 - COLUMN_PRIVILEGE
 - COLUMNS
 - CONSTANTS
 - CONSTRAINTS
 - CROSS_REFERENCES
 - DOMAINS
 - FUNCTION_ALIASES
 - FUNCTION_COLUMNS
 - HELP
 - IN_DOUBT
 - INDEXES
 - LOCKS
 - QUERY_STATISTICS
 - RIGHTS
 - ROLES
 - SCHEMATA
 - SEQUENCES
 - SESSION_STATE
 - SESSIONS
 - SETTINGS
 - TABLE_PRIVILEGE
 - TABLE_TYPES
 - TABLES
 - TRIGGERS
 - TYPE_INFO
 - USERS
 - VIEWS
 - TABLE LINK
 - VIEW
 - Procedures
 - PUBLIC (Default)
 - SYSTEM TABLE
 - TABLE
 - TABLE LINK
 - VIEW
 - Procedures



Display Options

- All Tables
- Specified Tables
- Referenced Only

Graph Controls

View:

- Animate Layout:
- Show One Link/Column:
- Show Link Name:
- Auto Link Layout:
- Bridge Links:
- Links to Columns:
- Node Content:

Overview - Docked:



Connecting to H2 database in your netbeans project is essentially the same as connecting to any other database with a JDBC driver and with any other IDE. You put the jar file with the driver in your project and then use jdbc functions to access the database or use higher-level API's that call the jdbc functions indirectly. Netbeans can also connect on its own to the database allowing you to use netbeans as an alternative the SQL Workbench for creating/viewing/editing tables.

To use inside your project:

1. Download the jar file: <http://repo2.maven.org/maven2/com/h2database/h2/1.4.190/h2-1.4.190.jar>
2. Select the libraries folder under your project in the Projects window.
3. Right-click for pop-up menu.
4. Select `Add Jar/Folder ...`
5. Select the jar you Downloaded.
6. Write code to access the database.

The following example reads from a database file in `/home/username/h2test.db` from a table named `UNTITLED` with two columns `time` and `description`.

```

Class.forName("org.h2.Driver");
try (Connection con = DriverManager.getConnection("jdbc:h2:/home/username/h2test")) {
    PreparedStatement stmt = con.prepareStatement("select * from UNTITLED");
    try(ResultSet rs = stmt.executeQuery()) {
        while(rs.next()) {
            Date d = rs.getDate("time");
            String description = rs.getString("description");
            System.out.println(d+ ", " + description);
        }
    }
}

```

Only the `Class.forName("org.h2.Driver")` and the exact form of the url `jdbc:h2:/home/username/h2test` are specific to H2. The rest would work just the same with MySQL, SQLLITE, PostgreSQL, Derby etc.

There is a tutorial on JDBC at : <https://docs.oracle.com/javase/tutorial/jdbc/>

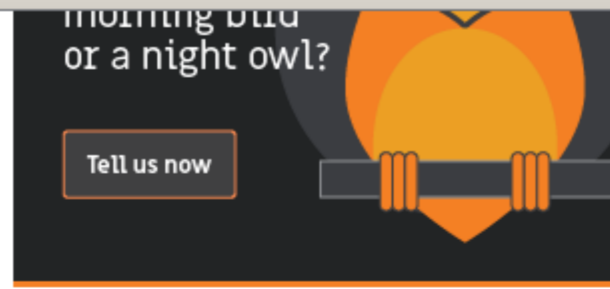
If you want to use Netbeans directly to edit/view tables without writing a program.

1. Open the Services window with Window -> Services.
2. Right-click Databases to choose `New Connection ...` from pop-up menu.
3. In the drop-down list on the first dialog for driver select `New Driver`
4. Add the h2-1.4.190.jar file to the Driver Files and click Next.
5. Edit the URL on the next dialog to replace your `<FILE>` with your file.
6. Click Finish.
7. A new connection node in the Services Window should be available. Right-click it and choose connect.
8. Expand the nodes to get to the Tables folder. Either use Create Table to create a new table or select an existing table and choose View Data.

share edit

answered Dec 2 '15 at 11:19

WillShackleford
4,874 ● 2 ● 6 ● 25



Looking for a job?

.NET Developer
Quintor *Den Haag, Netherlands*
c# entity-framework

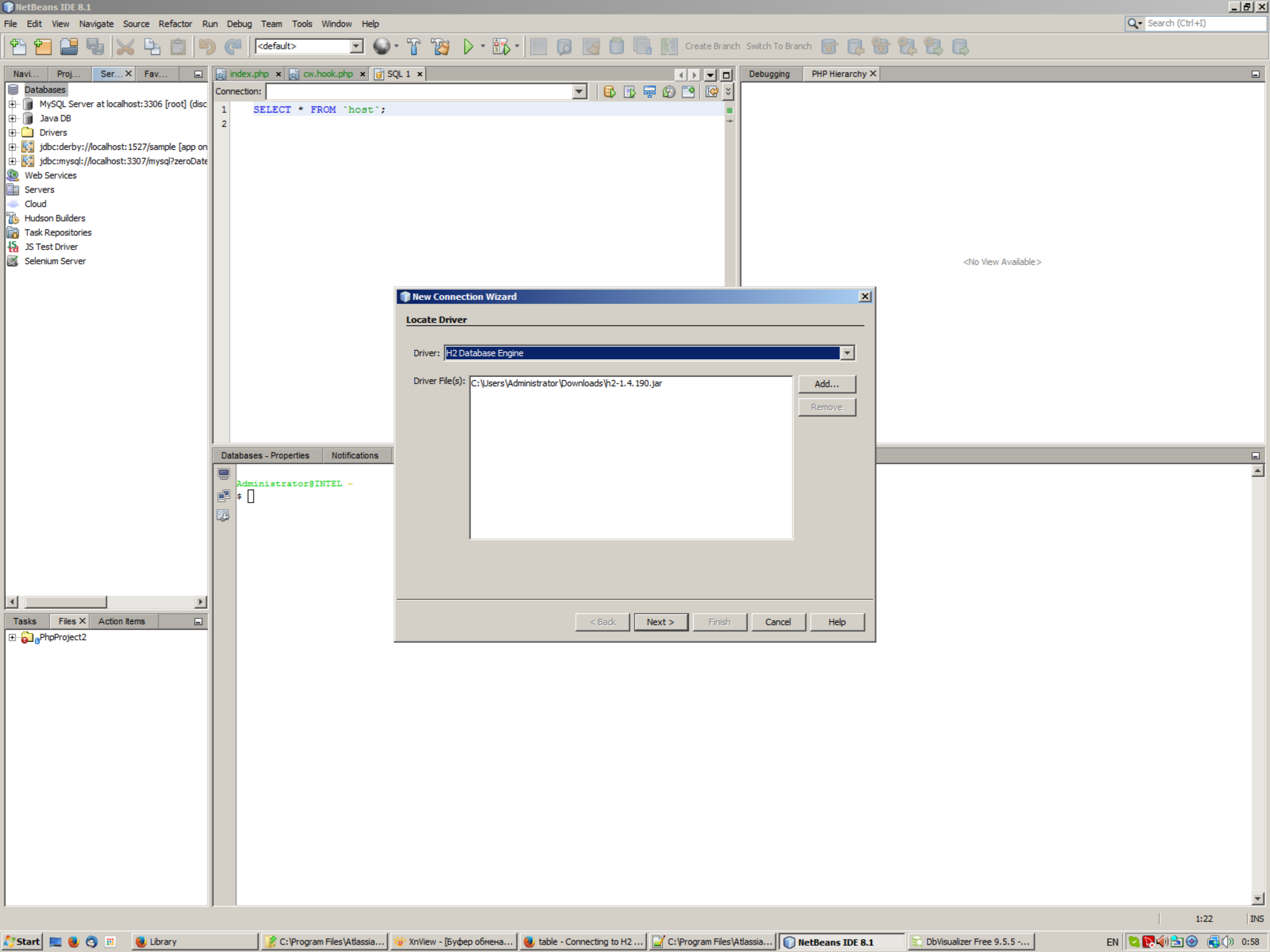
Ruby on Rails Senior Architect - \$50/hr
Crossover *No office location*
REMOTE
ruby ruby-on-rails

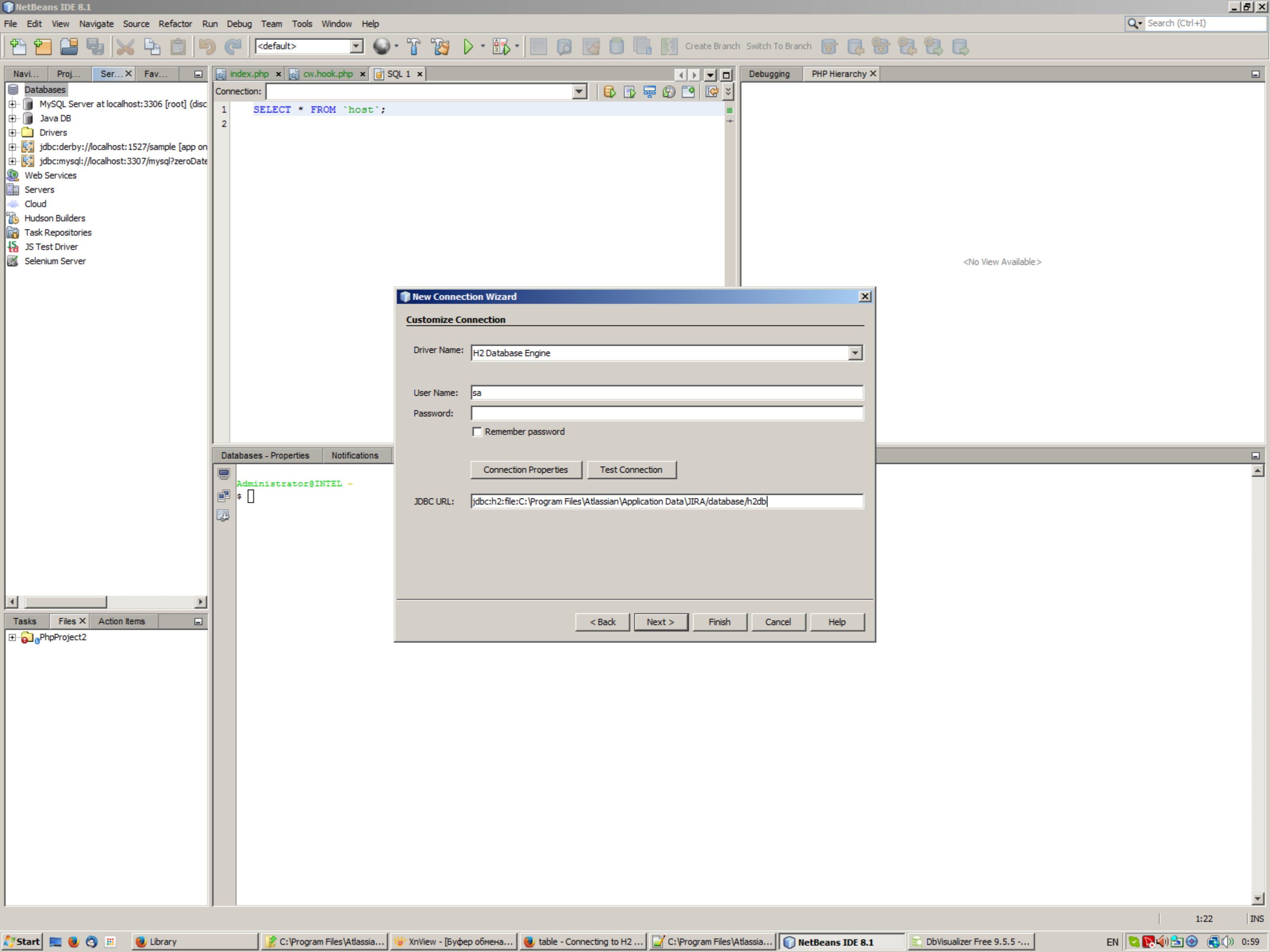
Related

- 0 cannot connect java app to sql server 2008 R2
- 1 ClassNotFoundException with Netbeans and H2 Database
- 1 How do I add/import org.h2.jdbcx.JdbcConnectionPool? Where is it located in Netbeans 7 / H2
- 0 servlet netbeans mysql connect
- 1 Not able to Connect to Xdebug on AWS EC2 from Netbeans
- 2 how to connect sqLite database to netbeans
- 0 Connecting Remote Mysql to Netbeans
- 0 netbeans new connection - unable to connect
- 1 mysql database connection in java netbeans?
- 0 Connect MySQL in Xampp to NetBeans

Hot Network Questions

- Is it possible that technologically-capable, spacefaring species would depend on a single source of food?
- Anti-Hydrogen Spectrum
- I cosigned on a house for my brother
- Type conversions
- Pass lambda as template function parameter





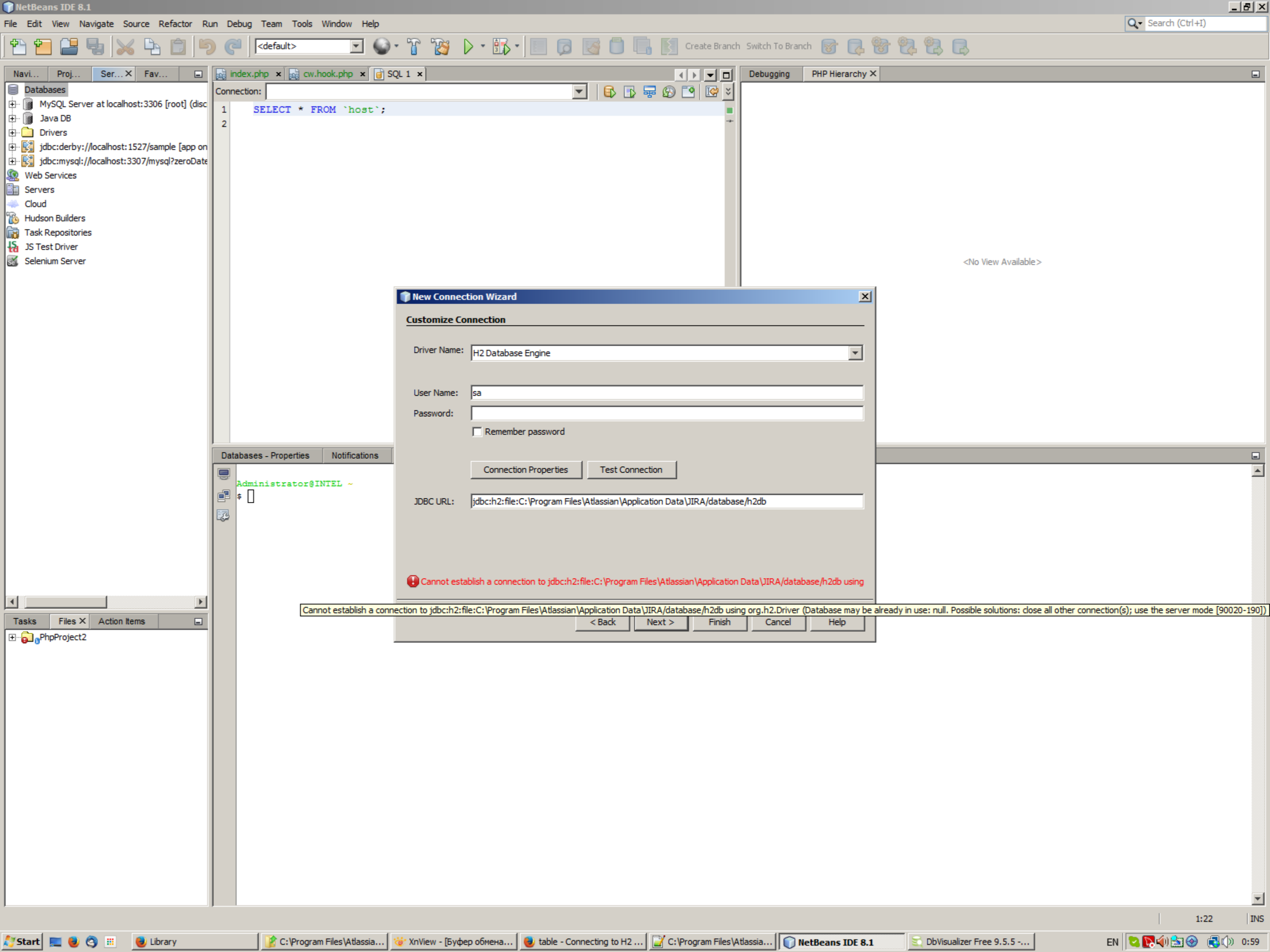
Project Explorer: Databases, MySQL Server at localhost:3306 [root] (disc), Java DB, Drivers, jdbc:derby://localhost:1527/sample [app on], jdbc:mysql://localhost:3307/mysql?zeroDate, Web Services, Servers, Cloud, Hudson Builders, Task Repositories, JS Test Driver, Selenium Server

```
Connection: <default>
1 SELECT * FROM `host`;
2
```

Debugging, PHP Hierarchy X, <No View Available>

Databases - Properties, Notifications, Administrator@INTEL ~, \$

Tasks, Files X, Action Items, PhpProject2



Navigation pane showing project structure:

- Databases
 - MySQL Server at localhost:3306 [root] (disc)
 - Java DB
 - Drivers
 - jdbc:derby://localhost:1527/sample [app on]
 - jdbc:mysql://localhost:3307/mysql?zeroDate
 - Web Services
 - Servers
 - Cloud
 - Hudson Builders
 - Task Repositories
 - JS Test Driver
 - Selenium Server

SQL Editor:

```
Connection: <default>
1 SELECT * FROM `host`;
2
```

Right-side panels:

- Debugging
- PHP Hierarchy X
- <No View Available>

New Connection Wizard

Customize Connection

Driver Name:

User Name:

Password:

Remember password

JDBC URL:

Cannot establish a connection to jdbc:h2:file:C:\Program Files\Atlassian\Application Data\JIRA/database/h2db using

Cannot establish a connection to jdbc:h2:file:C:\Program Files\Atlassian\Application Data\JIRA/database/h2db using org.h2.Driver (Database may be already in use; null. Possible solutions: close all other connection(s); use the server mode [90020-190])

Databases - Properties

Administrator@INTEL ~

\$

Tasks Files X Action Items

PhpProject2

Connections

- H2DB
 - INFO
 - S
 - PUBLIC (Default)
 - SYSTEM TABLE
 - TABLE
 - TABLE LINK
 - VIEW
 - Procedures

- Open in New Tab Ctrl+Alt+L
- Open in Tab Ctrl+L
- Open in Floating Tab... Ctrl+Shift+L
- Connect Ctrl+Shift+C
- Disconnect Ctrl+Shift+D
- Reconnect Ctrl+Shift+R
- Reconnect
- Connect All Shift+F6
- Disconnect All Shift+F7
- Reconnect All Shift+F8
- Require Master Password at next connect
- Create Database Connection
- Duplicate Database Connection
- Remove Database Connection(s)
- Sort...
- Expand Tree Objects
- Collapse Tree Objects
- Collapse to Connected Database Connections
- Refresh Objects Tree F5
- Show/Hide Table Row Count
- Select All Child Objects
- Copy Name Ctrl+C
- Copy Database URL
- Toggle Visited State



Display Options

- All Tables
- Specified Tables
- Referenced Only

Graph Controls

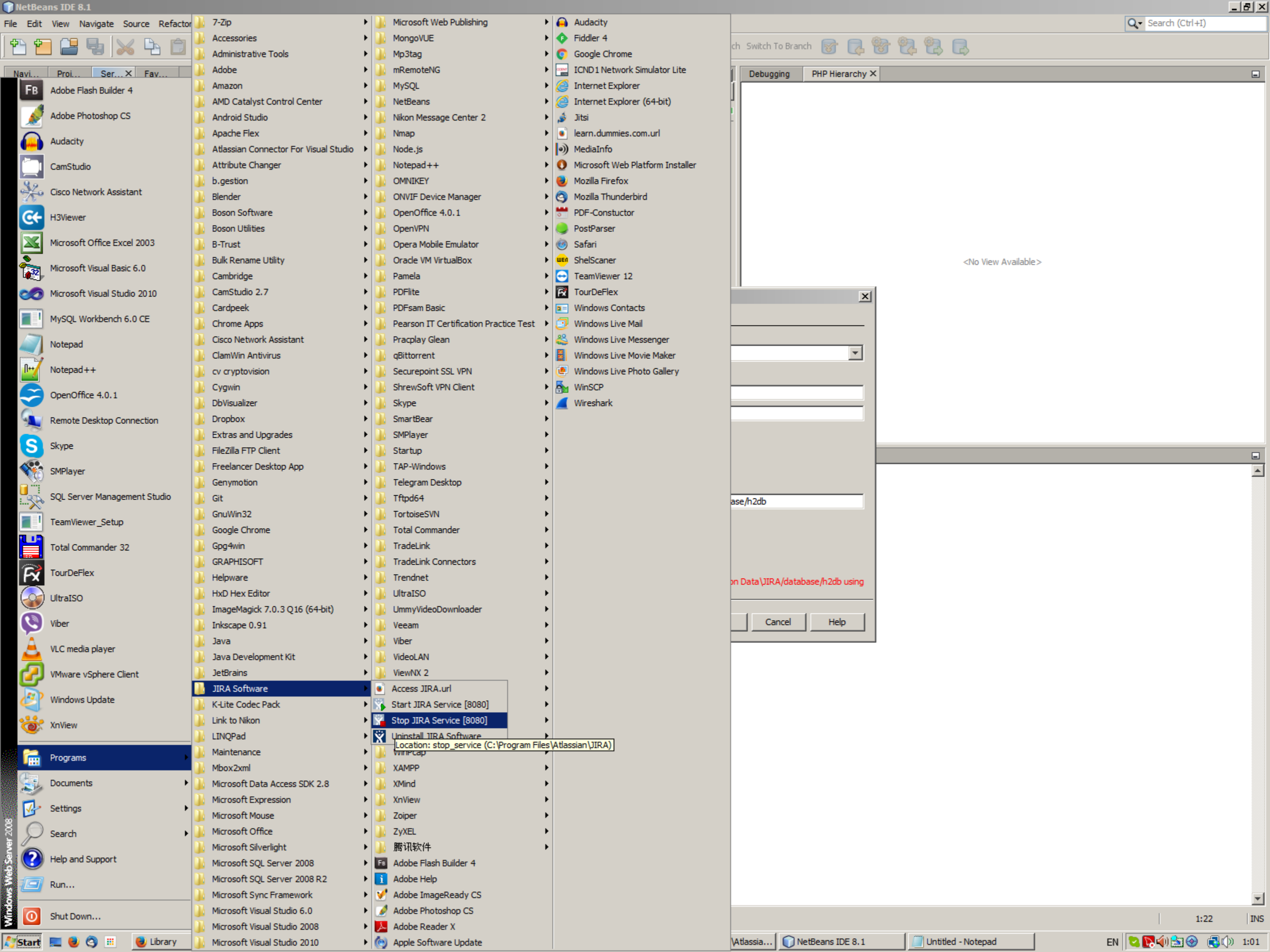
View:

- Animate Layout:
- Show One Link/Column:
- Show Link Name:
- Auto Link Layout:
- Bridge Links:
- Links to Columns:
- Node Content:

Overview - Docked:

Powered by yFiles

100% Tables: 29 References: 0



NetBeans IDE 8.1

File Edit View Navigate Source Refactor

Navi... Proj... Ser... X Fav...

Windows Web Server 2008

- Programs
- Documents
- Settings
- Search
- Help and Support
- Run...
- Shut Down...

Start Library

- 7-Zip
- Accessories
- Administrative Tools
- Adobe
- Amazon
- AMD Catalyst Control Center
- Android Studio
- Apache Flex
- Atlassian Connector For Visual Studio
- Attribute Changer
- b.gestion
- Blender
- Boson Software
- Boson Utilities
- B-Trust
- Bulk Rename Utility
- Cambridge
- CamStudio 2.7
- Cardpeek
- Chrome Apps
- Cisco Network Assistant
- ClamWin Antivirus
- cv cryptovision
- Cywin
- DbVisualizer
- Dropbox
- Extras and Upgrades
- FileZilla FTP Client
- Freelancer Desktop App
- Genymotion
- Git
- GnuWin32
- Google Chrome
- Gpg4win
- GRAPHISOFT
- Helpware
- HxD Hex Editor
- ImageMagick 7.0.3 Q16 (64-bit)
- Inkscape 0.91
- Java
- Java Development Kit
- JetBrains
- JIRA Software**
- K-Lite Codec Pack
- Link to Nikon
- LINQPad
- Maintenance
- Mbox2xml
- Microsoft Data Access SDK 2.8
- Microsoft Expression
- Microsoft Mouse
- Microsoft Office
- Microsoft Silverlight
- Microsoft SQL Server 2008
- Microsoft SQL Server 2008 R2
- Microsoft Sync Framework
- Microsoft Visual Studio 6.0
- Microsoft Visual Studio 2008
- Microsoft Visual Studio 2010

- Access JIRA.url
- Start JIRA Service [8080]
- Stop JIRA Service [8080]
- Uninstall JIRA Software
- Location: stop_service (C:\Program Files\Atlassian\JIRA)

- Microsoft Web Publishing
- MongoVUE
- Mp3tag
- mRemoteNG
- MySQL
- NetBeans
- Nikon Message Center 2
- Nmap
- Node.js
- Notepad++
- OMNIKEY
- ONVIF Device Manager
- OpenOffice 4.0.1
- OpenVPN
- Opera Mobile Emulator
- Oracle VM VirtualBox
- Pamela
- PDFlite
- PDFsam Basic
- Pearson IT Certification Practice Test
- Pracplay Glean
- qBittorrent
- Securepoint SSL VPN
- ShrewSoft VPN Client
- Skype
- SmartBear
- SMPlayer
- Startup
- TAP-Windows
- Telegram Desktop
- Tftpd64
- TortoiseSVN
- Total Commander
- TradeLink
- TradeLink Connectors
- Trendnet
- UltraISO
- UmyVideoDownloader
- Veeam
- Viber
- VideoLAN
- ViewNX 2
- Access JIRA.url
- Start JIRA Service [8080]
- Stop JIRA Service [8080]
- Uninstall JIRA Software
- Location: stop_service (C:\Program Files\Atlassian\JIRA)
- wireshark
- XAMPP
- XMind
- XnView
- Zoiper
- ZyXEL
- 腾讯软件
- Adobe Flash Builder 4
- Adobe Help
- Adobe ImageReady CS
- Adobe Photoshop CS
- Adobe Reader X
- Apple Software Update

Search (Ctrl+I)

Switch To Branch

Debugging PHP Hierarchy X

<No View Available>

base/h2db

on Data\JIRA/database/h2db using

Cancel Help

Atlassia... NetBeans IDE 8.1 Untitled - Notepad

EN 1:22 | INS 1:01

- Server Manager (INTEL)
- Roles
- Features
- Diagnostics
- Configuration
- Task Scheduler
- Windows Firewall with Adv...
- Services
- WMI Control
- Local Users and Groups
- Storage

Services

Atlassian JIRA

[Start the service](#)

Description:
Atlassian JIRA 7.3.0

| Name | Description | Status | Startup Type | Log On As |
|--------------------------|-----------------|---------|-----------------|---------------|
| Adobe Acrobat Upd... | Adobe Acr... | Started | Automatic | Local System |
| Adobe Flash Player... | This servic... | | Manual | Local System |
| AMD External Even... | | Started | Automatic | Local System |
| Apache2.2 | Apache/2... | | Disabled | Local System |
| Application Experie... | Processes ... | Started | Automatic | Local System |
| Application Host He... | Provides a... | Started | Automatic | Local System |
| Application Informa... | Facilitates ... | | Manual | Local System |
| Application Layer G... | Provides s... | | Manual | Local Service |
| Application Manage... | Processes i... | | Manual | Local System |
| ASP.NET State Ser... | Provides s... | | Manual | Network S... |
| Atlassian JIRA | Atlassian J... | | Automatic | Local System |
| b.gestionapache | Apache/2... | | Disabled | Local System |
| b.gestionmysql | | | | |
| Background Intellig... | Transfers | | | |
| Base Filtering Engine | The Base | | | |
| Block Level Backup ... | Engine to | | | |
| Certificate Propaga... | Propagat | | | |
| CNG Key Isolation | The CNG I | | | |
| COM+ Event System | Supports | | | |
| COM+ System Appl... | Manages | | | |
| Computer Browser | Maintains | | | |
| Cryptographic Serv... | Provides f | | | |
| DbxSvc | Dropbox S | | | |
| DCOM Server Proc... | Provides l | | | |
| Desktop Window M... | Provides f | | | |
| DHCP Client | Registers | | | |
| Diagnostic Policy Se... | The Diagn | | | |
| Diagnostic Service ... | The Diagn | | | |
| Diagnostic System ... | The Diagn | | | |
| DirMngr | | | | |
| Distributed Link Tra... | Maintains | | | |
| Distributed Transac... | Coordinat | | | |
| DNS Client | The DNS C | | | |
| Extensible Authent... | The Exter | | | |
| FTP Publishing Service | Enables t | | | |
| Function Discovery ... | Host proc | | | |
| Function Discovery ... | Publishes | | | |
| Group Policy Client | The servic | | | |
| Health Key and Cer... | Provides) | | | |
| Human Interface D... | Enables g | Started | Automatic | Local System |
| IIS Admin Service | Enables thi... | Started | Automatic | Local System |
| IKE and AuthIP IPs... | The IKEEX... | Started | Automatic | Local System |
| Interactive Service... | Enables us... | | Manual | Local System |
| Internet Connectio... | Provides n... | | Manual | Local System |
| IP Helper | Provides a... | Started | Automatic | Local System |
| IPsec Policy Agent | Internet Pr... | Started | Automatic | Network S... |
| KtmRm for Distribut... | Coordinate... | Started | Automatic (D... | Network S... |
| Link-Layer Topolog... | Creates a ... | | Manual | Local Service |
| Machine Debug Ma... | Supports lo... | Started | Automatic | Local System |
| McAfee Security Sc... | McAfee Se... | | Manual | Local System |
| Message Queuing | Provides a ... | Started | Automatic | Network S... |
| Microsoft .NET Fra... | Microsoft ... | | Manual | Local System |
| Microsoft .NET Fra... | Microsoft ... | | Manual | Local System |
| Microsoft .NET Fra... | Microsoft ... | | Automatic (D... | Local System |
| Microsoft .NET Fra... | Microsoft ... | | Automatic (D... | Local System |
| Microsoft Fibre Cha... | Registers t... | | Manual | Local Service |
| Microsoft iSCSI Initi... | Manages I... | | Manual | Local System |
| Microsoft Software ... | Manages s... | | Manual | Local System |

Atlassian JIRA Properties (INTEL)

General | Log On | Recovery | Dependencies

Service name: **JIRASoftware300117001140**

Display name: Atlassian JIRA

Description: Atlassian JIRA 7.3.0

Path to executable: "C:\Program Files\Atlassian\JIRA\bin\tomcat8.exe.x64" //RS//JIRASoftwa

Startup type: Automatic

[Help me configure service startup options.](#)

Service status: Stopped


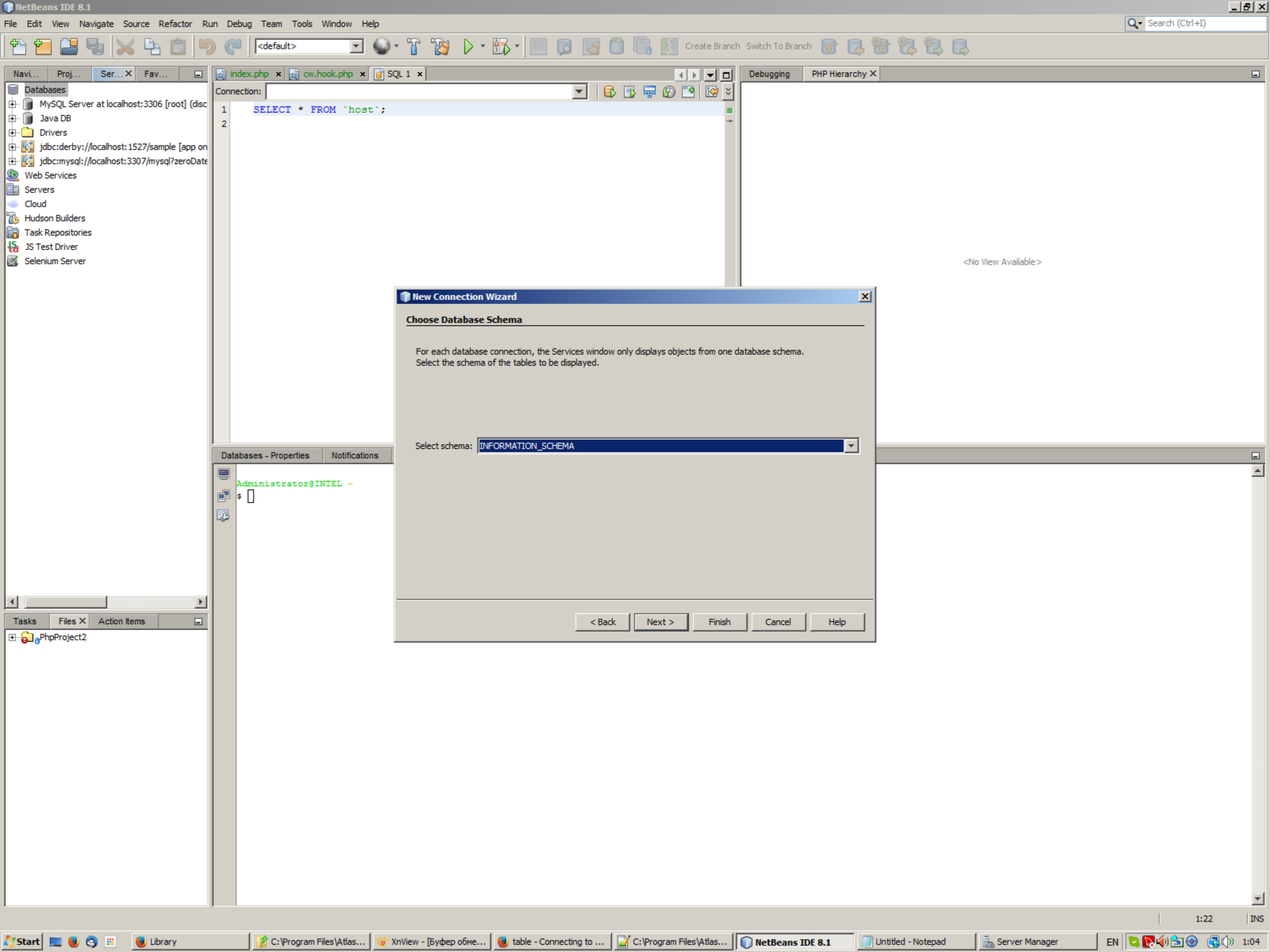
Start Stop Pause Resume

You can specify the start parameters that apply when you start the service from here.

Start parameters:

OK Cancel Apply

- Actions**
- Services
 - More Actions
 - Atlassian JIRA
 - More Actions



Navigation pane showing project structure and services:

- Navi...
- Proj...
- Ser... X
- Fav...
- Databases
 - MySQL Server at localhost:3306 [root] (disc)
 - Java DB
 - Drivers
 - jdbc:derby://localhost:1527/sample [app on
 - jdbc:mysql://localhost:3307/mysql?zeroDate
 - Web Services
 - Servers
 - Cloud
 - Hudson Builders
 - Task Repositories
 - JS Test Driver
 - Selenium Server

SQL Editor:

```
Connection: <default>
1 SELECT * FROM `host`;
2
```

Right-side panels:

- Debugging
- PHP Hierarchy X
- <No View Available>

New Connection Wizard

Choose Database Schema

For each database connection, the Services window only displays objects from one database schema. Select the schema of the tables to be displayed.

Select schema: INFORMATION_SCHEMA

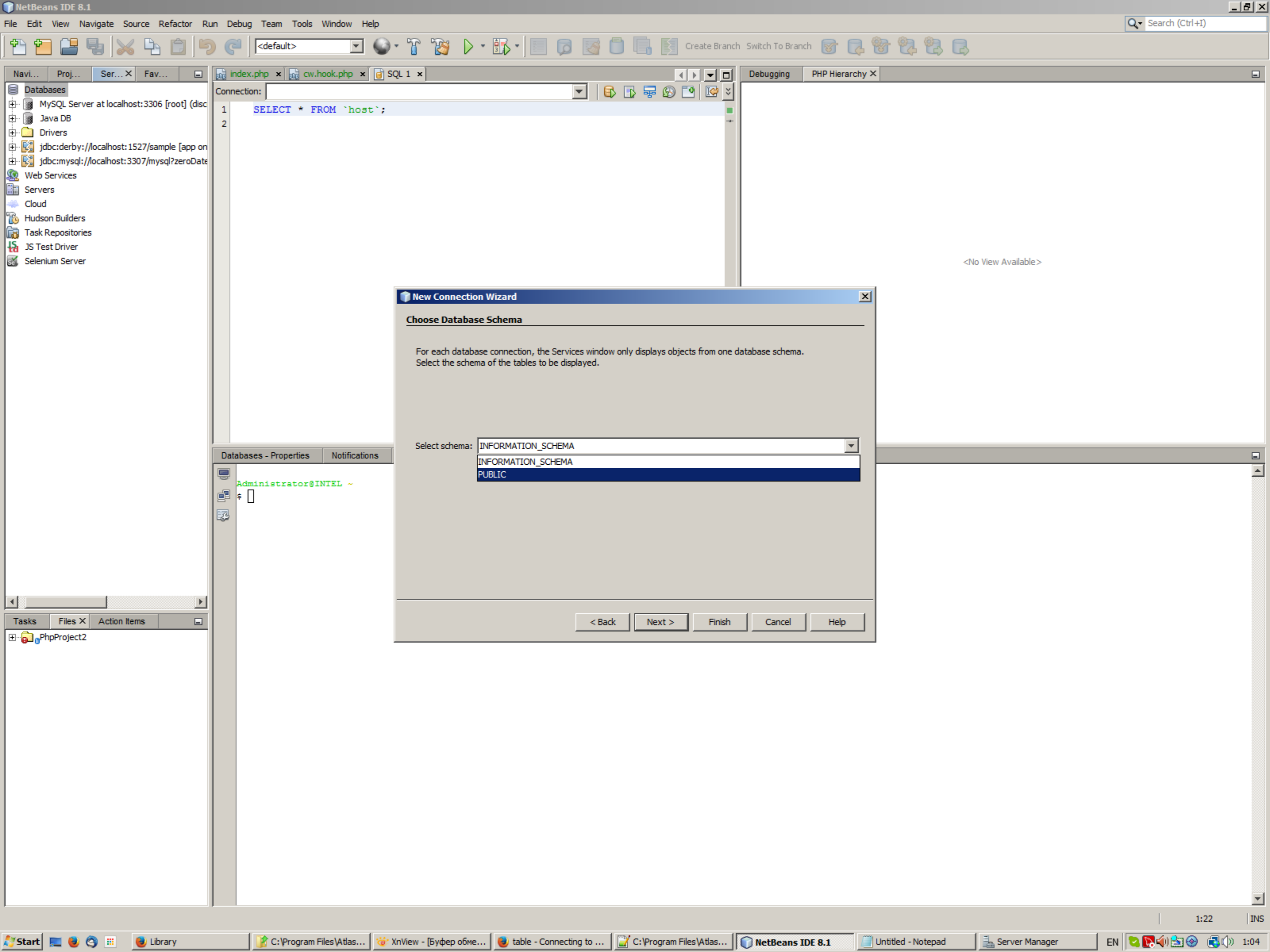
< Back Next > Finish Cancel Help

Databases - Properties Notifications

```
Administrator@INTEL ~
$
```

Tasks Files X Action Items

PhpProject2



Services window showing a tree view of database connections:

- Databases
 - MySQL Server at localhost:3306 [root] (disc)
 - Java DB
 - Drivers
 - jdbc:derby://localhost:1527/sample [app on
 - jdbc:mysql://localhost:3307/mysql?zeroDate
 - Web Services
 - Servers
 - Cloud
 - Hudson Builders
 - Task Repositories
 - JS Test Driver
 - Selenium Server

SQL Editor window with the following content:

```
Connection: <default>
1 SELECT * FROM `host`;
2
```

Debugging and PHP Hierarchy panels. The main area displays '<No View Available >'.

New Connection Wizard

Choose Database Schema

For each database connection, the Services window only displays objects from one database schema. Select the schema of the tables to be displayed.

Select schema: INFORMATION_SCHEMA

- INFORMATION_SCHEMA
- PUBLIC**

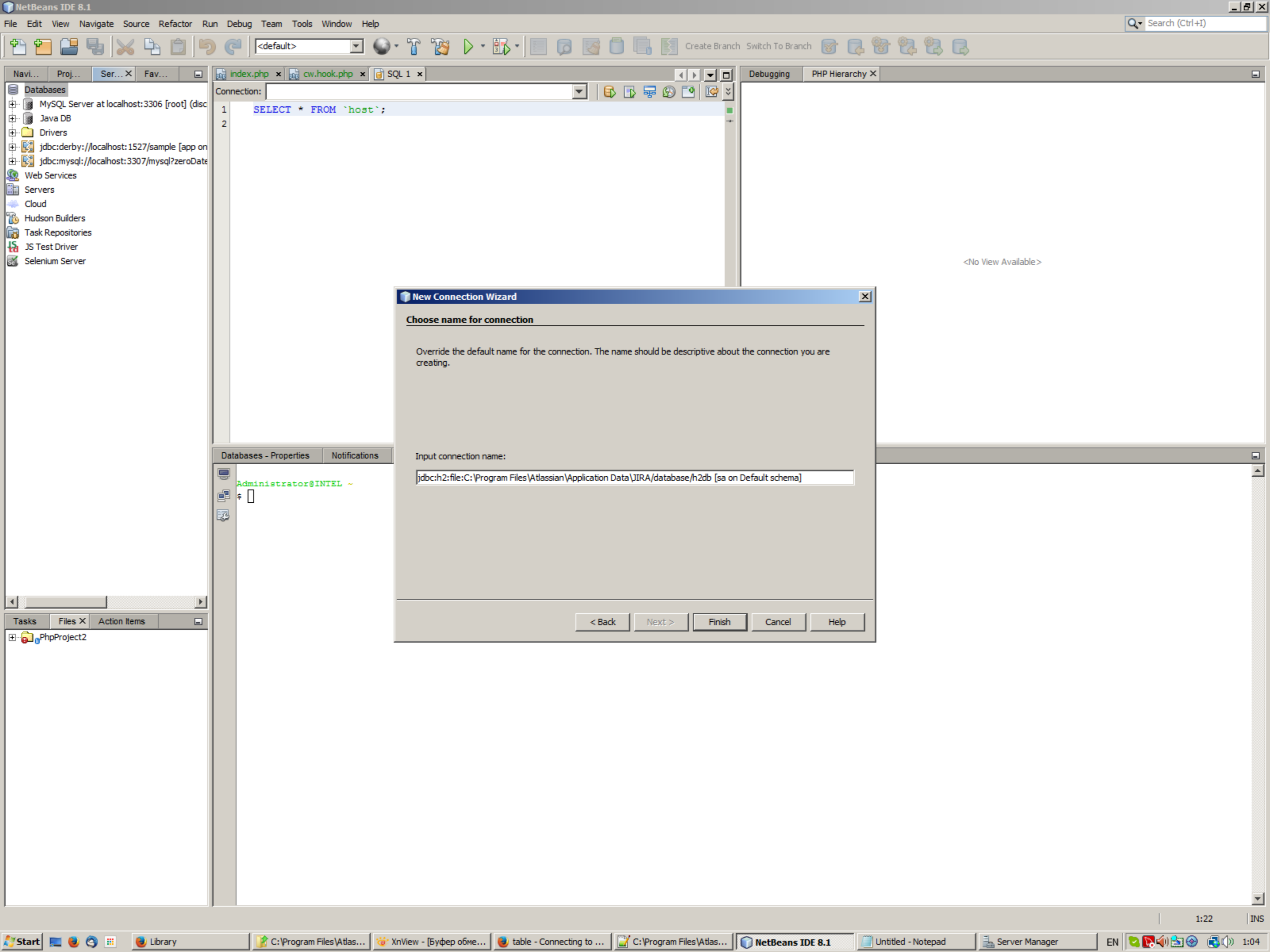
< Back Next > Finish Cancel Help

Databases - Properties Notifications

Administrator@INTEL ~
\$

Tasks Files X Action Items

PhpProject2



New Connection Wizard

Choose name for connection

Override the default name for the connection. The name should be descriptive about the connection you are creating.

Input connection name:

jdbc:h2:file:C:\Program Files\Atlassian\Application Data\JIRA/database/h2db [sa on Default schema]

< Back Next > Finish Cancel Help

Connection: <default>

```

1  SELECT * FROM `host`;
2

```

Databases - Properties Notifications

```

Administrator@INTEL ~
$

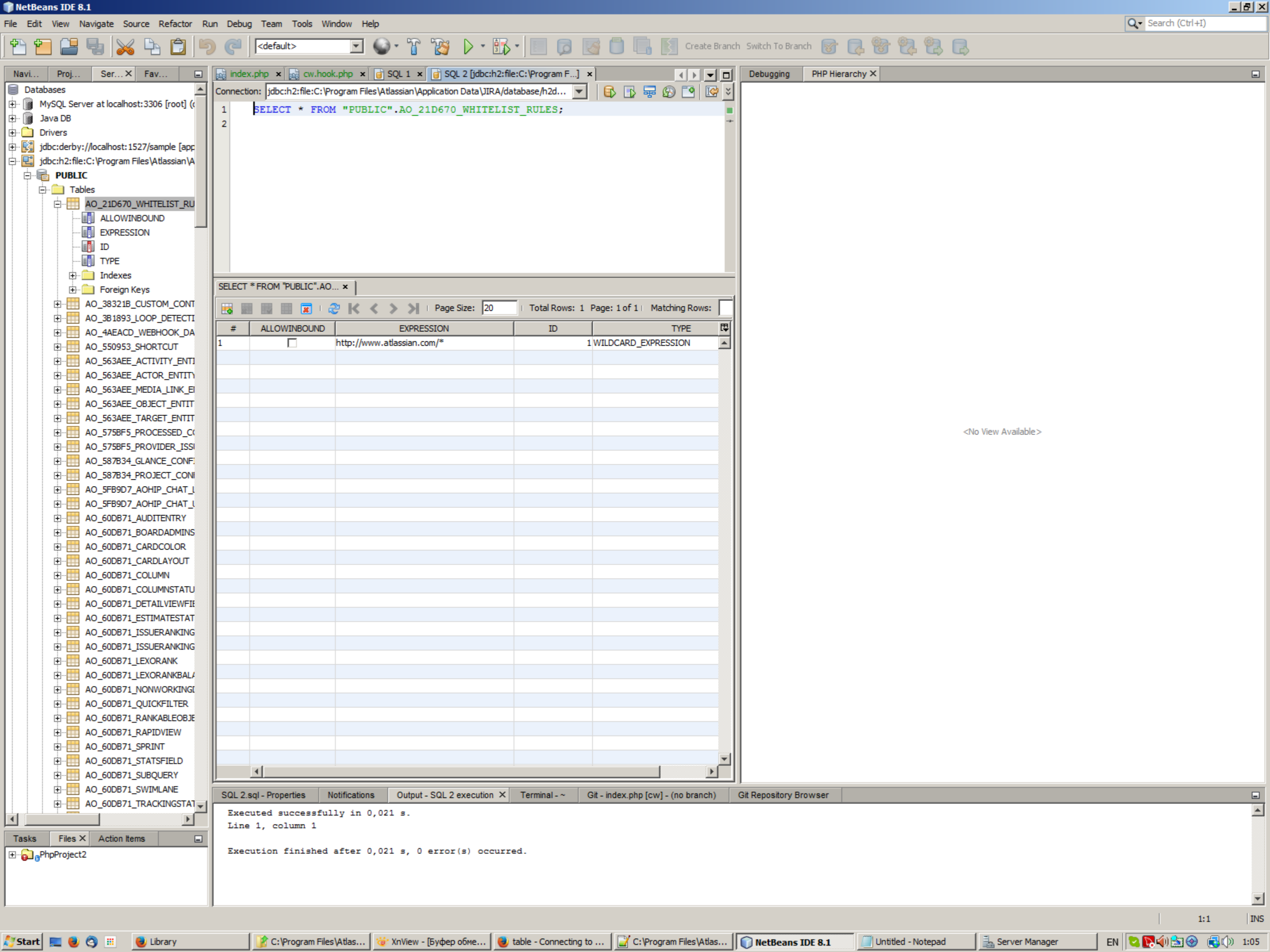
```

Debugging PHP Hierarchy X

<No View Available>

Tasks Files X Action Items

PhpProject2



Navi... Proj... Ser... X Fav... x

Databases

- MySQL Server at localhost:3306 [root] (c)
- Java DB
- Drivers
- jdbc:derby://localhost:1527/sample [app
- jdbc:h2:file:C:\Program Files\Atlassian\A
- PUBLIC**
 - Tables
 - AO_21D670_WHITELIST_RU
 - ALLOWINBOUND
 - EXPRESSION
 - ID
 - TYPE
 - Indexes
 - Foreign Keys
 - AO_38321B_CJUSTOM_CONT
 - AO_3B1893_LOOP_DETECTI
 - AO_4AEACD_WEBHOOK_DA
 - AO_550953_SHORTCUT
 - AO_563AEE_ACTIVITY_ENTI
 - AO_563AEE_ACTOR_ENTITY
 - AO_563AEE_MEDIA_LINK_EI
 - AO_563AEE_OBJECT_ENTIT
 - AO_563AEE_TARGET_ENTIT
 - AO_575BF5_PROCESSED_Co
 - AO_575BF5_PROVIDER_ISS
 - AO_587B34_GLANCE_CONF
 - AO_587B34_PROJECT_CONI
 - AO_5FB9D7_AOHIP_CHAT_I
 - AO_5FB9D7_AOHIP_CHAT_I
 - AO_60DB71_AUDITENTRY
 - AO_60DB71_BOARDADMINS
 - AO_60DB71_CARDCOLOR
 - AO_60DB71_CARDLAYOUT
 - AO_60DB71_COLUMN
 - AO_60DB71_COLUMNSTATU
 - AO_60DB71_DETAILVIEWFI
 - AO_60DB71_ESTIMATESTAT
 - AO_60DB71_ISSUERANKING
 - AO_60DB71_ISSUERANKING
 - AO_60DB71_LEXORANK
 - AO_60DB71_LEXORANKBALA
 - AO_60DB71_NONWORKINGE
 - AO_60DB71_QUICKFILTER
 - AO_60DB71_RANKABLEOBJE
 - AO_60DB71_RAPIDVIEW
 - AO_60DB71_SPRINT
 - AO_60DB71_STATSFIELD
 - AO_60DB71_SUBQUERY
 - AO_60DB71_SWIMLANE
 - AO_60DB71_TRACKINGSTAT

Tasks Files X Action Items

PhpProject2

index.php x cw.hook.php x SQL 1 x SQL 2 [jdbc:h2:file:C:\Program F...]

Connection: jdbc:h2:file:C:\Program Files\Atlassian\Application Data\JIRA/database/h2d...

```

1 SELECT * FROM "PUBLIC".AO_21D670_WHITELIST_RULES;
2

```

SELECT * FROM "PUBLIC".AO... x

Page Size: 20 | Total Rows: 1 | Page: 1 of 1 | Matching Rows:

| # | ALLOWINBOUND | EXPRESSION | ID | TYPE |
|---|--------------------------|----------------------------|----|---------------------|
| 1 | <input type="checkbox"/> | http://www.atlassian.com/* | 1 | WILDCARD_EXPRESSION |

Debugging PHP Hierarchy X

<No View Available>

SQL 2.sql - Properties Notifications Output - SQL 2 execution X Terminal - ~ Git - index.php [cw] - (no branch) Git Repository Browser

```

Executed successfully in 0,021 s.
Line 1, column 1

Execution finished after 0,021 s, 0 error(s) occurred.

```

- 3 `insert into globalpermissionentry (id, permission, group_id) values (333333,'USE','jira-users');`
- 4. Add the group memberships for the 'localadmin' user:
 - 1 `insert into cwd_membership values (666666,888888,999999,'GROUP_USER','jira-administrators','jira-administrators','localadmin','localadmin',1);`
 - 2 `insert into cwd_membership values (555555,777777,999999,'GROUP_USER','jira-users','jira-users','localadmin','localadmin',1);`
- 5. Enable the JIRA Internal Directory:
 - 1 `update cwd_directory set active = 1 where id = 1;`
- 6. (Oracle only): Execute a `COMMIT` so that the transactions are completed.
- 7. Restart JIRA.

Scenario B: I know which user has the *JIRA Administrators* or *JIRA System Administrators* global permission, but I have forgotten the password

Note that this will only work for users in the Internal directory. The following methods will not work with external user directories (eg in an LDAP server), since authentication is performed externally. You can find which directory a user belongs to with the following SQL:

```
1 select u.user_name, d.directory_name from cwd_user u inner join cwd_directory d on u.directory_id = d.id order by directory_name, user_name
```

The password can be reset with

1. Send it via email

This is the recommended approach

If you have configured JIRA to send password reset emails, click the **Send it to me** button on the login page, enter your username and click the **Send it to me** button. This will help you reset your password.

2. Set the password directly

This is a last resort only - try the above recommended approach first.

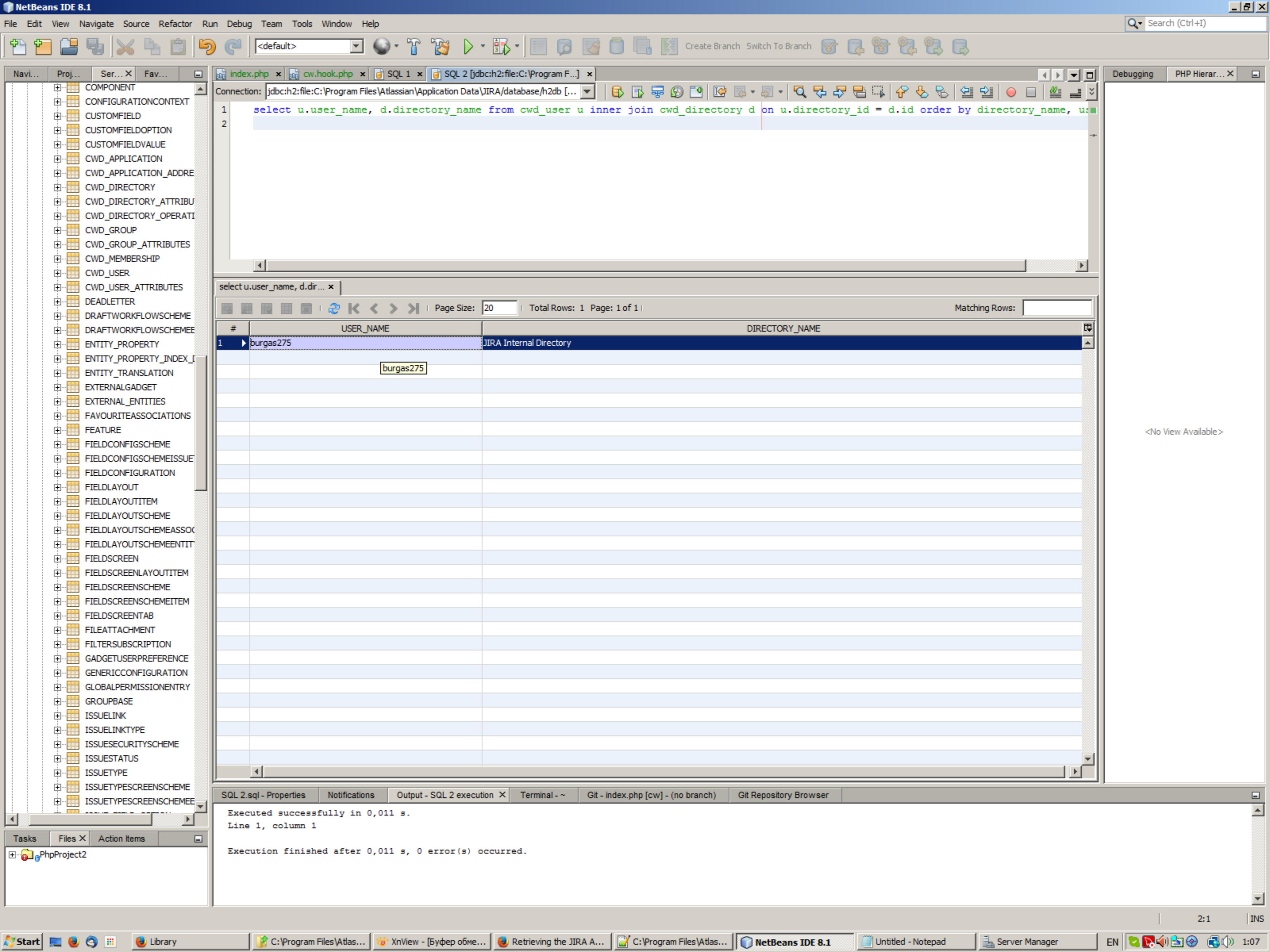
- 1. You can also update the password hash stored for a user in your database. Run the following command to set the user called XXXX's password to the word *sphere*.

```
1 update cwd_user set credential='uQieO/1CGMUIXftw3ynrsaYLSHi+GTcPS4LdUGWblusFvHPfUzD7CZvms6yMMvA8i7FVIHVEqr6Mj4pCLKAFQ==' where user_name='XXXX';
```

- 2. (Oracle only): Execute a `COMMIT` so that the transactions are completed.
- 3. Restart JIRA.

For JIRA versions 6.0 to 6.2.1:

Using Single Sign-On (SSO):



- COMPONENT
- CONFIGURATIONCONTEXT
- CUSTOMFIELD
- CUSTOMFIELDOPTION
- CUSTOMFIELDVALUE
- CWD_APPLICATION
- CWD_APPLICATION_ADDRE
- CWD_DIRECTORY
- CWD_DIRECTORY_ATTRIBU
- CWD_DIRECTORY_OPERATI
- CWD_GROUP
- CWD_GROUP_ATTRIBUTES
- CWD_MEMBERSHIP
- CWD_USER
- CWD_USER_ATTRIBUTES
- DEADLETTER
- DRAFTWORKFLOWScheme
- DRAFTWORKFLOWSchemeE
- ENTITY_PROPERTY
- ENTITY_PROPERTY_INDEX_I
- ENTITY_TRANSLATION
- EXTERNALGADGET
- EXTERNAL_ENTITIES
- FAVOURITEASSOCIATIONS
- FEATURE
- FIELDCONFIGScheme
- FIELDCONFIGSchemeISSUE
- FIELDCONFIGURATION
- FIELDLAYOUT
- FIELDLAYOUTITEM
- FIELDLAYOUTScheme
- FIELDLAYOUTSchemeASSOC
- FIELDLAYOUTSchemeENTIT
- FIELDSCREEN
- FIELDSCREENLAYOUTITEM
- FIELDSCREENScheme
- FIELDSCREENSchemeITEM
- FIELDSCREENTAB
- FILEATTACHMENT
- FILTERSUBSCRIPTION
- GADGETUSERPREFERENCE
- GENERICCONFIGURATION
- GLOBALPERMISSIONENTRY
- GROUPBASE
- ISSUELINK
- ISSUELINKTYPE
- ISSUESECURITYScheme
- ISSUESTATUS
- ISSUETYPE
- ISSUETYPESCREENScheme
- ISSUETYPESCREENSchemeE

```

Connection: jdbc:h2:file:C:\Program Files\Atlassian\Application Data\JIRA/database/h2db [...]
1  select u.user_name, d.directory_name from cwd_user u inner join cwd_directory d on u.directory_id = d.id order by directory_name, u.
2

```

select u.user_name, d.dir... x

Page Size: 20 | Total Rows: 1 Page: 1 of 1 | Matching Rows:

| # | USER_NAME | DIRECTORY_NAME |
|---|-----------|-------------------------|
| 1 | burgas275 | JIRA Internal Directory |

SQL 2.sql - Properties Notifications Output - SQL 2 execution X Terminal - ~ Git - index.php [cw] - (no branch) Git Repository Browser

```

Executed successfully in 0,011 s.
Line 1, column 1

Execution finished after 0,011 s, 0 error(s) occurred.

```



Atlassian JIRA is starting up

Loading JIRA add-ons ...




JIRA access problem

There are no problems with your JIRA access.

[Back to JIRA](#)

System Dashboard

Introduction



Welcome to JIRA

Not sure where to start? Check out the [JIRA 101 guide](#) and [Atlassian training course](#).

You can [customize this text](#) in the Administration section.

Assigned to Me

You currently have no [issues](#) assigned to you. Enjoy your day!

Activity Stream


Your Company JIRA

No activity was found



System Dashboard

Introduction



Welcome to JIRA
 Not sure where to start? Check out the [JIRA 101 guide](#) and [Atlassian training course](#).
 You can [customize this text](#) in the Administration section.

Assigned to Me

You currently have no [issues](#) assigned to you. Enjoy your day!

Activity Stream

Your Company JIRA

No activity was found

- JIRA ADMINISTRATION
- Applications
- Projects
- Issues
- Add-ons
- User management
- System



- General configuration
- Find more admin tools
- TRUBLESHOOTING AND SUPPORT
- System info
- Instrumentation
- Database monitoring
- Integrity checker
- Logging and profiling
- Scheduler details
- Support Tools
- Audit Log
- SECURITY
- Project roles
- Global permissions
- Password Policy
- User sessions
- Remember my login
- Whitelist
- Issue collectors
- USER INTERFACE
- Default user preferences
- System dashboard
- Look and feel
- Announcement banner
- Rich text editor
- IMPORT AND EXPORT
- Backup system

Re-Indexing

- Re-Index Option
- Background re-index
This will take longer but will allow users to access JIRA during the re-index.
 - Lock JIRA and rebuild index
JIRA will be unavailable to all users until the re-index is complete. This is faster, but may still take a while depending on the size of your instance and hardware.

Index Path **C:\Program Files\Atlassian\Application Data\JIRA\caches\indexes**

Re-Index

Index Recovery

Edit Settings

Enable index recovery **OFF**

i This will replace the current index with the backup and then apply any required index updates. JIRA will be unavailable for a short period of time while the index is replaced.

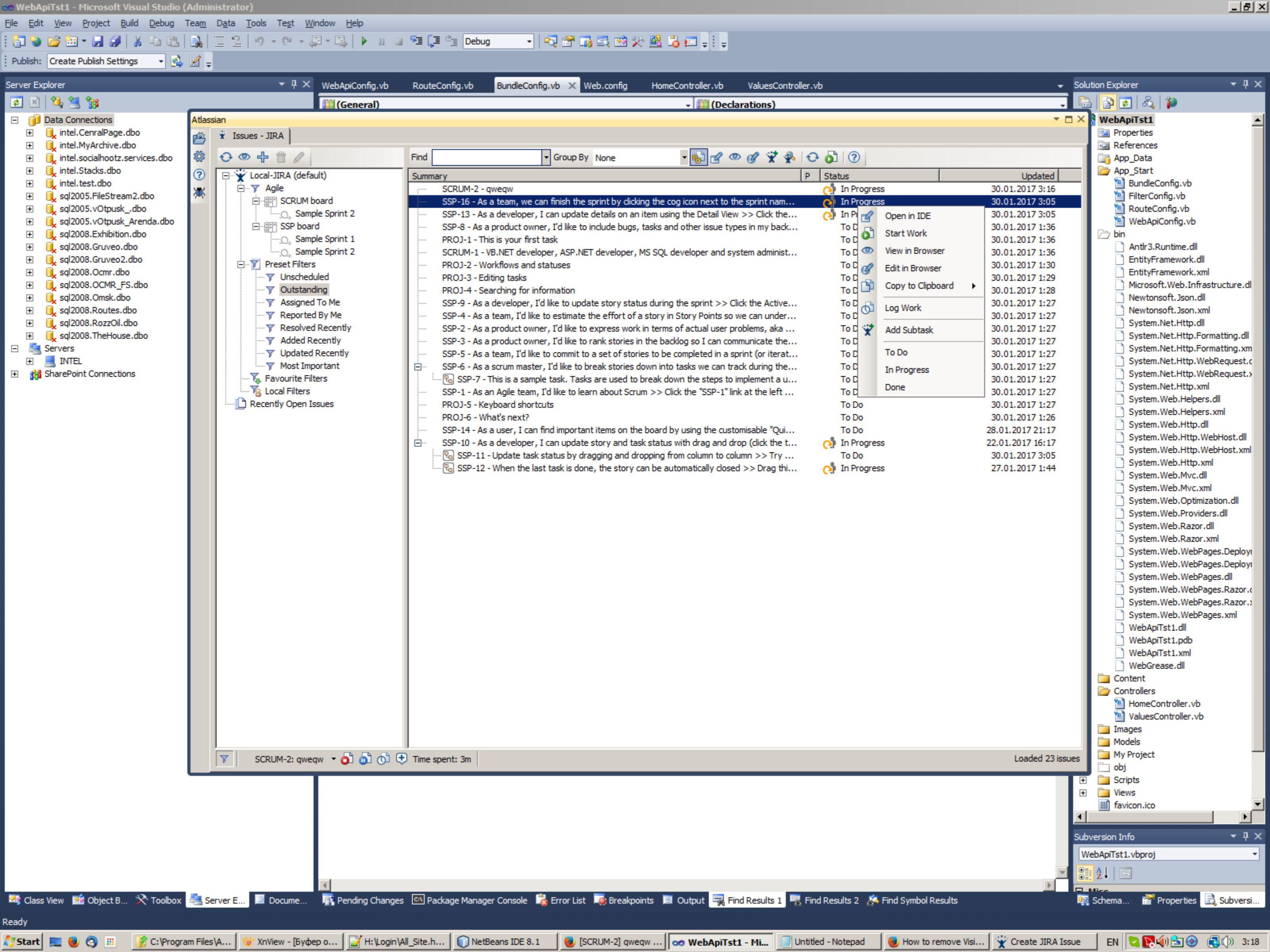
File name

Name of zip file containing a previously saved index.

Recover

i We recommend that you perform a re-index, as configuration changes were made to 'Story Points Field Creation' at 29/Jan/17 2:30 PM. **x**

If you have other changes to make, complete them first so that you don't perform multiple re-indexes **?**



Data Connections

- intel.CenralPage.dbo
- intel.MyArchive.dbo
- intel.socialhootz.services.dbo
- intel.Stacks.dbo
- intel.test.dbo
- sql2005.FileStream2.dbo
- sql2005.vOtpusk_.dbo
- sql2005.vOtpusk_Arenda.dbo
- sql2008.Exhibition.dbo
- sql2008.Gruveo.dbo
- sql2008.Gruveo2.dbo
- sql2008.Ocmr.dbo
- sql2008.OCMR_FS.dbo
- sql2008.Omsk.dbo
- sql2008.Routes.dbo
- sql2008.RozzOil.dbo
- sql2008.TheHouse.dbo

Servers

- INTEL

SharePoint Connections

Atlassian

Issues - JIRA

Find: Group By: None

| Summary | P | Status | Updated |
|---|---|-------------|------------------|
| SCRUM-2 - qweqw | | In Progress | 30.01.2017 3:16 |
| SSP-16 - As a team, we can finish the sprint by clicking the cog icon next to the sprint nam... | | In Progress | 30.01.2017 3:05 |
| SSP-13 - As a developer, I can update details on an item using the Detail View >> Click the... | | In Progress | 30.01.2017 3:05 |
| SSP-8 - As a product owner, I'd like to include bugs, tasks and other issue types in my back... | | To Do | 30.01.2017 1:36 |
| PROJ-1 - This is your first task | | To Do | 30.01.2017 1:36 |
| SCRUM-1 - VB.NET developer, ASP.NET developer, MS SQL developer and system administ... | | To Do | 30.01.2017 1:36 |
| PROJ-2 - Workflows and statuses | | To Do | 30.01.2017 1:30 |
| PROJ-3 - Editing tasks | | To Do | 30.01.2017 1:29 |
| PROJ-4 - Searching for information | | To Do | 30.01.2017 1:28 |
| SSP-9 - As a developer, I'd like to update story status during the sprint >> Click the Active... | | To Do | 30.01.2017 1:27 |
| SSP-4 - As a team, I'd like to estimate the effort of a story in Story Points so we can under... | | To Do | 30.01.2017 1:27 |
| SSP-2 - As a product owner, I'd like to express work in terms of actual user problems, aka ... | | To Do | 30.01.2017 1:27 |
| SSP-3 - As a product owner, I'd like to rank stories in the backlog so I can communicate the... | | To Do | 30.01.2017 1:27 |
| SSP-5 - As a team, I'd like to commit to a set of stories to be completed in a sprint (or iterat... | | To Do | 30.01.2017 1:27 |
| SSP-6 - As a scrum master, I'd like to break stories down into tasks we can track during the... | | To Do | 30.01.2017 1:27 |
| SSP-7 - This is a sample task. Tasks are used to break down the steps to implement a u... | | To Do | 30.01.2017 1:27 |
| SSP-1 - As an Agile team, I'd like to learn about Scrum >> Click the "SSP-1" link at the left ... | | To Do | 30.01.2017 1:27 |
| PROJ-5 - Keyboard shortcuts | | To Do | 30.01.2017 1:27 |
| PROJ-6 - What's next? | | To Do | 30.01.2017 1:26 |
| SSP-14 - As a user, I can find important items on the board by using the customisable "Qui... | | To Do | 28.01.2017 21:17 |
| SSP-10 - As a developer, I can update story and task status with drag and drop (click the t... | | In Progress | 22.01.2017 16:17 |
| SSP-11 - Update task status by dragging and dropping from column to column >> Try ... | | To Do | 30.01.2017 3:05 |
| SSP-12 - When the last task is done, the story can be automatically closed >> Drag thi... | | In Progress | 27.01.2017 1:44 |

Context Menu:

- Open in IDE
- Start Work
- View in Browser
- Edit in Browser
- Copy to Clipboard
- Log Work
- Add Subtask
- To Do
- In Progress
- Done

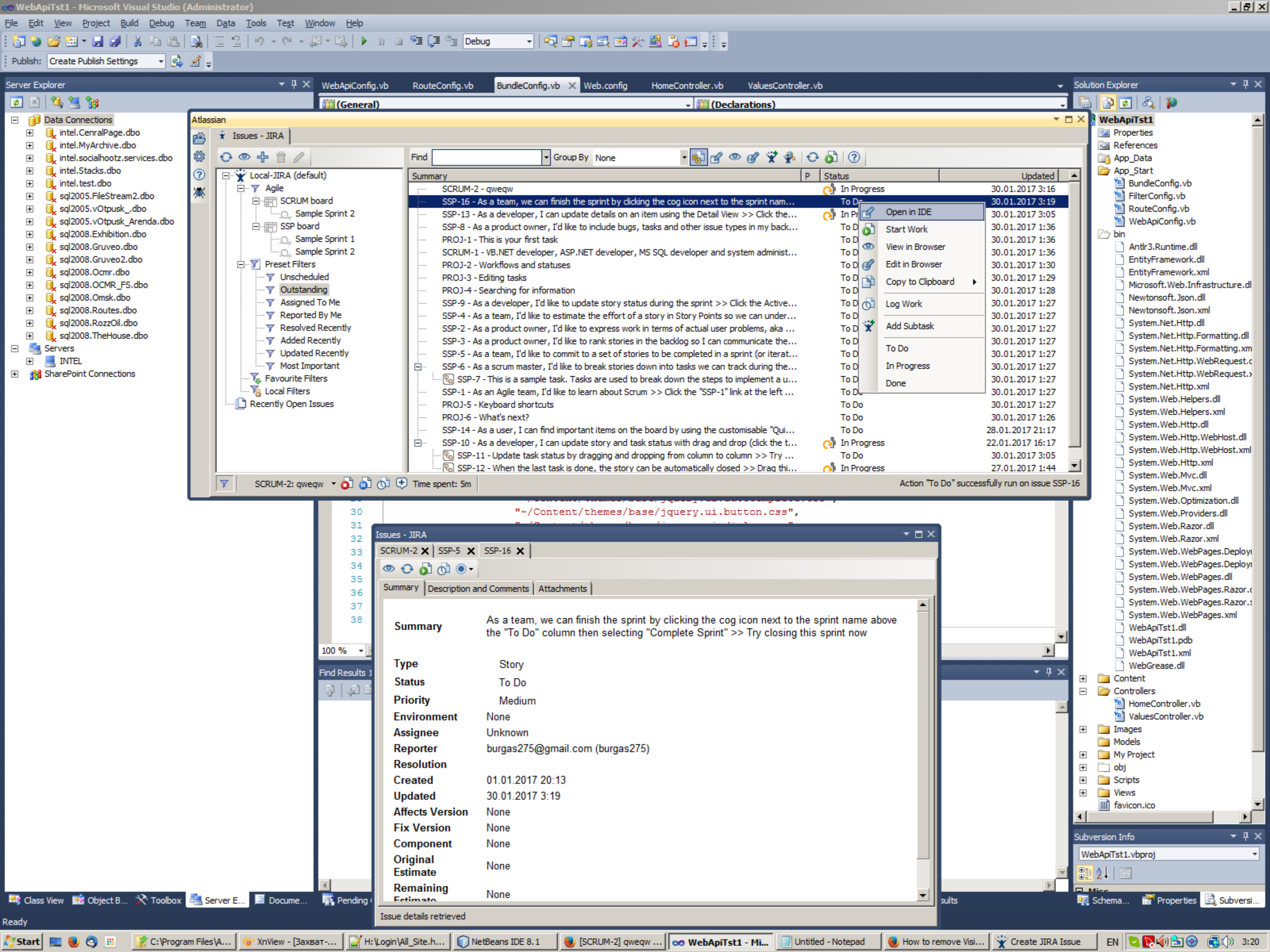
Time spent: 3m | Loaded 23 issues

WebApiTst1

- Properties
- References
- App_Data
- App_Start
- BundleConfig.vb
- FilterConfig.vb
- RouteConfig.vb
- WebApiConfig.vb
- bin
 - Antlr3.Runtime.dll
 - EntityFramework.dll
 - EntityFramework.xml
 - Microsoft.Web.Infrastructure.dll
 - Newtonsoft.Json.dll
 - Newtonsoft.Json.xml
 - System.Net.Http.dll
 - System.Net.Http.Formatting.dll
 - System.Net.Http.Formatting.xml
 - System.Net.Http.WebRequest.c
 - System.Net.Http.WebRequest.x
 - System.Net.Http.xml
 - System.Web.Helpers.dll
 - System.Web.Helpers.xml
 - System.Web.Http.dll
 - System.Web.Http.WebHost.dll
 - System.Web.Http.WebHost.xml
 - System.Web.Http.xml
 - System.Web.Mvc.dll
 - System.Web.Mvc.xml
 - System.Web.Optimization.dll
 - System.Web.Providers.dll
 - System.Web.Razor.dll
 - System.Web.Razor.xml
 - System.Web.WebPages.Deploy
 - System.Web.WebPages.Deploy
 - System.Web.WebPages.dll
 - System.Web.WebPages.Razor.c
 - System.Web.WebPages.Razor.x
 - System.Web.WebPages.xml
 - WebApiTst1.dll
 - WebApiTst1.pdb
 - WebApiTst1.xml
 - WebGrease.dll
- Content
- Controllers
 - HomeController.vb
 - ValuesController.vb
- Images
- Models
- My Project
- obj
- Scripts
- Views
- favicon.ico

Subversion Info

WebApiTst1.vbproj



- Versions & licenses**
- Application access
- JIRA SOFTWARE
- JIRA Software configuration
- INTEGRATIONS
- Application links
- DVCS accounts
- HipChat
- Bamboo configuration
- FishEye
- Perforce
- Application Navigator

Versions & licenses [Upload an application](#)

JIRA Software 7.3.0 Unlimited users (1 used) [i](#)

i Your JIRA Software trial will expire in 28 days. [Buy now](#)

| | |
|---|--|
| Trial expires | 27/Feb/17 |
| Support entitlement number (SEN) | SEN-L9196938 |
| License type | Evaluation |
| Organisation name | no |
| License key | AAABcA0ODAOpeNp9U... ✎ 🗑 |
| Uninstall | |

JIRA Core 7.3.0 [i](#)

[+ Add JIRA Core users](#)

[Paste license](#)

Manage all of your licenses.
[Manage licenses](#)

Get answers to your licensing and purchasing questions.
[View the licensing FAQ](#)

Need licensing help? Mention your SEN when contacting support.
[Contact the support team](#)

OTHER JIRA APPLICATIONS
JIRA Service Desk

Service and support for teams. Put the power of JIRA in the hands of your service desk team. JIRA Service Desk combines an intuitive, user-friendly experience with powerful SLA management and real-time reporting.

[Try it for free](#)

We've made some exciting changes to JIRA! Find out what this means for your team here.

Hey Viacheslav275, welcome to the Atlassian customer portal. You can manage your license below. For questions relating to managing your account, licensing or purchasing, please see the purchasing and licensing FAQ or contact a customer service representative. To request technical support, please visit our Support Portal.

New Evaluation License | New SourceTree License

Filter by SEN, product, or name | Licenses | Evaluations 1 | Archived

| SEN | Product | Name | Support Expires | Support |
|--------------|------------------------------------|---|---|-----------------|
| SEN-L9196938 | JIRA Software (Server): Evaluation | no | 28 Feb 2017 | Request Support |
| Server ID | BBT3-9FGZ-IT6O-OA37 | License Key | AAABcA0ODAOpeNp9UUtPwkAQvu+vaOJFD 9vQokBJNhHa1dQAJbR6MF6WMScasm1mt j/3klxgjuO 7Mz32tu4IJZL0JZrnc1WI232XXuLT9OLLfhtM kCAAdQyLwpAeyBTUBr4TBqZK8ZHCZ+MJ2H MyahcT QGj+asG1lw65FOisE+64xLTpdAQCANsC08b | |
| SEN | SEN-L9196938 | Actions Buy Download JIRA Software (Server) Archive | | |

PRODUCTS

- JIRA Software
- JIRA Service Desk
- Confluence
- Confluence Questions
- HipChat
- Bitbucket

RESOURCES

- Help
- Premier Support
- Technical Account Management
- Partners
- Training

COMPANY

- About Us
- Careers
- Customers
- Press
- Contact
- Foundation

COMMUNITY

- Events
- User Groups
- Developers
- Answers
- Local
- T-Shirts

CONNECT

Subscribe to our newsletter:

- Facebook
- Twitter
- Google+
- YouTube



Try it free

Update JIRA Software Server

Download a version



Already have JIRA Service Desk or JIRA Core?
[JIRA Server download archives \(6.4 and below\)](#)

PRODUCTS

JIRA Software
JIRA Service Desk

RESOURCES

Technical Support
Purchasing & licensing

EXPAND & LEARN

Partners
University

ABOUT ATLISSIAN

Company
Careers

You have temporary access to administrative functions. [Drop access](#) if you no longer require it. For more information, refer to the [documentation](#).

Administration

Search JIRA admin

Applications Projects Issues Add-ons User management System

- Versions & licenses
- Application access**
- JIRA SOFTWARE
 - JIRA Software configuration
- INTEGRATIONS
 - Application links
 - DVCS accounts
 - HipChat
 - Bamboo configuration
 - FishEye
 - Perforce
- Application Navigator

Application access

A user must belong to a group assigned to an application to be able to log in and access that application. When you create a user for a JIRA application, that user is automatically added to the application's default group. Additional permissions can be assigned to a group via [global permissions](#).

[Set defaults for new users](#)

You can have a look at the [JIRA administrator documentation](#) for more information on [managing groups](#) and [creating and managing application access](#) in JIRA.

JIRA Software DEFAULT Unlimited user (1 used) [i](#)

| Name | Default |
|---|--|
| jira-administrators (1 user) ADMIN | <input type="checkbox"/> Remove |
| jira-software-users (1 user) | <input checked="" type="checkbox"/> Remove |

[v](#)
Select group to add it to the application



You have temporary access to administrative functions. [Drop access](#) if you no longer require it. For more information, refer to the [documentation](#).

Administration

Search JIRA admin

- Applications
- Projects
- Issues
- Add-ons
- User management
- System

- Versions & licenses
- Application access

- JIRA SOFTWARE
- JIRA Software configuration**

- INTEGRATIONS
- Application links
- DVCS accounts
- HipChat
- Bamboo configuration
- FishEye
- Perforce

- Application Navigator

JIRA Software configuration

This page lets you enable and disable certain features of JIRA Software.

Features Parallel Sprints

Allows a new sprint to be started when one is already in progress.



Administration Search JIRA

Applications Projects Issues Add-ons


Versions & licenses
Application access

JIRA SOFTWARE
JIRA Software configuration

INTEGRATIONS
Application links
DVO accounts
HipChat
Bamboo configuration
FishEye
Perforce

Application Navigator


What's new for application links



Built-in diagnostics

Get real-time integration status and focused diagnostics for when things stop working.


[Learn more](#)



Better troubleshooting

Find the information you need to quickly get your integrations working again.

[Learn more](#)



Simplified security

New application links use industry-standard OAuth security, and old links are easily updated.

[Learn more](#)

[OK, got it](#)




- Versions & licenses
- Application access
- JIRA SOFTWARE
- JIRA Software configuration
- INTEGRATIONS
- Application links
- DVCS accounts**
- HipChat
- Bamboo configuration
- FishEye
- Perforce
- Application Navigator

DVCS accounts

Connect JIRA to Bitbucket Cloud or GitHub

Enjoy the seamless integration of issues and code when you connect JIRA to your Bitbucket Cloud or GitHub account. Read more about [integrating with DVCS accounts](#).



Surface repository activity

See the key details of branches, commits and pull requests in JIRA issues.



Automate JIRA workflows

Sync pull requests, commits and branches to your JIRA workflow so that issues will automatically update as you work.

[Link Bitbucket Cloud or GitHub account](#)

- Versions & licenses
- Application access
- JIRA SOFTWARE
- JIRA Software configuration
- INTEGRATIONS
- Application links
- DVCS accounts
- HipChat**
- Bamboo configuration
- FishEye
- Perforce
- Application Navigator

HipChat integration



- 1 Connect**
Give your JIRA projects a voice in HipChat.
- 2 Choose**
Select a room and set which activities you want to hear about.
- 3 Invite**
Invite your team to collaborate in HipChat.

[Connect HipChat](#)

Or, if you're using HipChat Server, [click here](#).



- Versions & licenses
- Application access
- JIRA SOFTWARE
 - JIRA Software configuration
- INTEGRATIONS
 - Application links
 - DVCS accounts
 - HipChat
 - Bamboo configuration**
 - FishEye
 - Perforce
- Application Navigator

Bamboo configuration Don't have Bamboo? [Download it now!](#)

The table below shows the Bamboo application links currently configured for JIRA.
Please visit the [Application Links configuration page](#) to add, remove, or configure your Bamboo application links.

| Name | Host |
|---|------|
| You do not currently have any Bamboo application links configured. Click here to add one. | |



- Versions & licenses
- Application access
- JIRA SOFTWARE
- JIRA Software configuration
- INTEGRATIONS
- Application links
- DVCS accounts
- HipChat
- Bamboo configuration
- FishEye**
- Perforce
- Application Navigator

JIRA FishEye Plugin

The JIRA FishEye Plugin allows you to integrate JIRA projects with FishEye repositories and/or Crucible projects.

- [FishEye](#) is a source repository browsing system that allows you to monitor, search and analyse changes in your codebase.
- [Crucible](#) is an efficient tool that provides collaborative source code reviews.

There are currently no Application Links configured between this JIRA installation and a FishEye or Crucible server.
[Create an Application Link](#) to associate this JIRA installation with an existing FishEye or Crucible server.



You have temporary access to administrative functions. [Drop access](#) if you no longer require it. For more information, refer to the [documentation](#).

Administration

Search JIRA admin

- Applications
- Projects
- Issues
- Add-ons
- User management
- System

- Versions & licenses
- Application access
- JIRA SOFTWARE
 - JIRA Software configuration
- INTEGRATIONS
 - Application links
 - DVCS accounts
 - HipChat
 - Bamboo configuration
 - FishEye
 - Perforce**
 - Application Navigator

Perforce Job Integration requires FishEye

To enable Perforce Job Integration, you must first [configure JIRA](#) to connect to your FishEye and/or Crucible instance.

[Setup FishEye](#)



Administration

Search JIRA admin 🔍

- Applications
- Projects
- Issues
- Add-ons
- User management
- System

- Versions & licenses
- Application access
- JIRA SOFTWARE
 - JIRA Software configuration
- INTEGRATIONS
 - Application links
 - DVCS accounts
 - HipChat
 - Bamboo configuration
 - FishEye
 - Perforce
- Application Navigator**

Application Navigator

The application navigator appears in the top left corner of the header so users can quickly access other applications. Linked applications are automatically configured in the application navigator for you, and you can't delete them. Add your own links for users by providing the name and URL of the destination below.

| Name | URL | Hide | Groups | |
|----------------------|--|--------------------------|----------------------|-----|
| <input type="text"/> | <input type="text"/> | <input type="checkbox"/> | <input type="text"/> | Add |
| JIRA | http://localhost:8080/secure/MyJiraHome.jspa | | | |



You have temporary access to administrative functions. [Drop access](#) if you no longer require it. For more information, refer to the [documentation](#).

Administration


Search JIRA admin

- Applications
- Projects**
- Issues
- Add-ons
- User management
- System

- Projects**
- Project categories

Project list

Create project

 You do not have the permissions to administer any projects, or there are none created.

Atlassian JIRA Project Management Software (v7.3.0#73011-sha1:3c73d0e) - About JIRA - Report a problem
Powered by a free Atlassian JIRA evaluation license. Please consider purchasing it today.



Projects

Project categories

View Project Categories

The table below shows the project categories usable to categorize projects.

| Name | Description | Projects | Actions |
|------|-------------|----------|---------|
|------|-------------|----------|---------|

Add New Project Category

Name

Description




Add



- ISSUE TYPES
 - Issue types**
 - Issue type schemes
 - Sub-tasks
- WORKFLOWS
 - Workflows
 - Workflow schemes
- SCREENS
 - Screens
 - Screen schemes
 - Issue type screen schemes
- FIELDS
 - Custom fields
 - Field configurations
 - Field configuration schemes
- ISSUE FEATURES
 - Time tracking
 - Issue linking
- ISSUE ATTRIBUTES
 - Statuses
 - Resolutions
 - Priorities
- Issue security schemes
- Notification schemes
- Permission schemes

Issue types

[Add issue type](#) ?

| Name | Type | Actions |
|--|----------|---|
|  Epic gh.issue.epic.desc | Standard | Edit Delete Translate |
|  Story gh.issue.story.desc | Standard | Edit Delete Translate |
|  Sub-task The sub-task of the issue | Sub-Task | Edit Delete Translate |

ATLASSIAN MARKETPLACE
Find new add-ons
Manage add-ons

Atlassian Marketplace for JIRA

Discover powerful add-ons compatible with your JIRA version via the Atlassian Marketplace. [Manage add-ons.](#)

Search the Marketplace [Staff-picked] [All categories] [All paid & free]

- | | | | |
|--|--|--|-------------------------------|
| | <p>Agile User Story Map Bauer Information Technology • Atlassian Verified</p> <p>PROJECT MANAGEMENT</p> | <p>★★★★☆ (54) 1,530 installations Paid via Atlassian</p> | <p>Free trial Buy now</p> |
| | <p>Xporter - Export issues from JIRA Xpand Add-ons • Atlassian Verified</p> <p>DIAGRAMMING & CHARTING JIRA SERVICE DESK</p> | <p>★★★★★ (61) 1,411 installations Paid via Atlassian</p> | <p>Free trial Buy now</p> |
| | <p>Behave Pro for JIRA Agile Hindsight Software Ltd • Vendor supported</p> <p>TESTING & QA</p> | <p>★★★★★ (26) 361 installations Paid via Atlassian</p> | <p>Free trial Buy now</p> |

Allows your agile teams to deliver faster by creating definitive User Stories following Behavior Driven Development. BDD Scenarios can be exported as

You have temporary access to administrative functions. [Drop access](#) if you no longer require it. For more information, refer to the [documentation](#).

Administration

Search JIRA admin

ATLASSIAN MARKETPLACE

[Find new add-ons](#)

Manage add-ons

Manage add-ons

You can install, update, enable, and disable add-ons here. [Find new add-ons](#).

Filter visible add-ons ▾ | User-installed ▾

[Upload add-on](#) + [Build a new add-on](#)

[Audit log](#) | [JIRA update check](#) | [Settings](#) | [Enter safe mode](#)

The Universal Plugin Manager (v2.21.0) by Atlassian

You have temporary access to administrative functions. [Drop access](#) if you no longer require it. For more information, refer to the [documentation](#).

Administration

Search JIRA admin

Applications Projects Issues Add-ons **User management** System


- USER MANAGEMENT
 - Users**
 - Groups
 - JIRA user server
- USER DIRECTORIES
 - User Directories

Users

Invite users Create user

Filter users: In group: Application access: Status: Users per page:

Displaying users 1 to 1 of 1.

| Full name | Username | Login details | Group name | Applications |
|---|--|---|--|---------------|
|  burgas275@gmail.com | burgas275 burgas275@gmail.com | Count: 3 Last: Today 1:13 AM | jira-administrators jira-software-users | JIRA Software |

ADD NEW USERS TO JIRA!

You can add new users by sending an invitation to their email address, or you can create them manually.

[Learn more](#)



Administration

Search JIRA admin

USER MANAGEMENT

- Users
- Groups**
- JIRA user server

USER DIRECTORIES

- User Directories

Groups

[Bulk edit group members](#) ?

Filter group

Name contains Groups per page

[Filter](#) [Reset filter](#)

Add group

Name

[Add group](#)

Displaying groups 1 to 2 of 2.

| Group name | Users | Permission schemes | Actions |
|---|-------|--------------------|---|
| jira-administrators ADMIN JIRA SOFTWARE | 1 | | Edit members Delete |
| jira-software-users JIRA SOFTWARE | 1 | | Edit members Delete |



You have temporary access to administrative functions. [Drop access](#) if you no longer require it. For more information, refer to the [documentation](#).

Administration

Search JIRA admin

Applications Projects Issues Add-ons **User management** System

- USER MANAGEMENT
 - Users
 - Groups
 - JIRA user server**
- USER DIRECTORIES
 - User Directories

Configure Other Applications ? + Add application

Other applications can use JIRA for users, groups and authentication. Configure these applications here.

| Application name | IP Addresses | Actions |
|---|--------------|---------|
| There are no other applications configured to use JIRA user management. [Click here to add one] . | | |



You have temporary access to administrative functions. [Drop access](#) if you no longer require it. For more information, refer to the [documentation](#).

- USER MANAGEMENT
- Users
- Groups
- JIRA user server
- USER DIRECTORIES
- User Directories**

User Directories ?

The table below shows the user directories currently configured for JIRA.

The order of the directories is the order in which they will be searched for users and groups. Changes to users and groups will be made in the first directory where JIRA has permission to make changes. It is recommended that each user exist only in a single directory.

| Directory Name | Type | Order | Operations |
|--|----------|-------|----------------------|
| JIRA Internal Directory You cannot edit this directory because you are logged in through it, please log in as a locally authenticating user to edit it. | Internal | | Edit |

Add Directory

Additional Configuration & Troubleshooting

- [Directory Configuration Summary](#)



- General configuration
- Find more admin tools
- TRUBLESHOOTING AND SUPPORT
- System info
- Instrumentation
- Database monitoring
- Integrity checker
- Logging and profiling
- Scheduler details
- Support Tools
- Audit Log
- SECURITY
- Project roles
- Global permissions
- Password Policy
- User sessions
- Remember my login
- Whitelist
- Issue collectors
- USER INTERFACE
- Default user preferences
- System dashboard
- Look and feel
- Announcement banner
- Rich text editor
- IMPORT AND EXPORT
- Backup system

Settings

Advanced Settings Edit Settings

General Settings

| | |
|---|-----------------------|
| Title | JIRA |
| Mode | Private |
| Maximum Authentication Attempts Allowed | 3 |
| CAPTCHA on signup | OFF |
| Base URL | http://localhost:8080 |
| Email from | \${fullname} (JIRA) |

Internationalization

| | |
|---------------------|--|
| Indexing language | English - Moderate Stemming |
| Installed languages | English (UK) English (United States) French (France) German (Germany) Japanese (Japan) Korean (South Korea) Portuguese (Brazil) Russian (Russia) Spanish (Spain) |

Additional language packs can be installed through the [Plugins](#) tab above. Atlassian Translations is collaborative effort to localize Atlassian products, we welcome your [contribution](#).

| | |
|------------------------|--------------------------------------|
| Default language | English (United States) |
| Default user time zone | System default: (GMT+02:00) Helsinki |

Options

| | |
|-------------------------------|----|
| Allow users to vote on issues | ON |
|-------------------------------|----|

- System dashboard
- Look and feel
- Announcement banner
- Rich text editor
- IMPORT AND EXPORT
 - Backup system
 - Restore system
 - Project import
 - External System Import
- MAIL
 - Outgoing Mail
 - Incoming Mail
 - Mail queue
 - Send email
- ADMIN HELPER
 - Permission helper
 - Notification helper
- SHARED ITEMS
 - Shared filters
 - Shared dashboards
- ADVANCED
 - Indexing
 - Attachments
 - Events
 - Analytics
 - WebHooks
 - Listeners
 - Services
 - Plugin Data Storage
 - LexoRank management

| | |
|--|---|
| Default language | English (United States) |
| Default user time zone | System default: (GMT+02:00) Helsinki |
| Options ? | |
| Allow users to vote on issues | ON |
| Allow users to watch issues | ON |
| Allow users to share dashboards and filters with the public | ON |
| Maximum project name size | 80 |
| Maximum project key size | 10 |
| Allow unassigned issues | ON |
| External user management | OFF |
| Logout confirmation | Never |
| Use gzip compression | ON |
| User email visibility | Public |
| Comment visibility | Project Roles only |
| Exclude email header "Precedence: bulk" | OFF |
| Issue Picker Auto-complete | ON |
| JQL Auto-complete | ON |
| Internet Explorer MIME Sniffing Security Hole Workaround Policy | Work around Internet Explorer security hole |
| Contact Administrators Form | OFF |
| Contact Administrators Message | |
| Allow Gravatars | ON |
| Inline edit | ON |
| Auto-update search results | ON |
| Enable HTML in project description | OFF |
| Enable HTML in custom field descriptions and list item values | ON |



- General configuration
 - Find more admin tools
- TROUBLESHOOTING AND SUPPORT
 - System info
 - Instrumentation
 - Database monitoring
 - Integrity checker
 - Logging and profiling
 - Scheduler details
 - Support Tools
 - Audit Log
- SECURITY
 - Project roles
 - Global permissions
 - Password Policy
 - User sessions
 - Remember my login
 - Whitelist
- Issue collectors
- USER INTERFACE
 - Default user preferences
 - System dashboard
 - Look and feel
 - Announcement banner
 - Rich text editor
- IMPORT AND EXPORT
 - Backup system

Advanced Settings General Settings

The following are advanced options. Do not change them unless you know exactly what you are doing.

| Key | Value |
|--|----------------------|
| jira.attachment.number.of.zip.entries The contents of zip attachments can be displayed, but often there are too many to display. | 30 |
| jira.clone.prefix | CLONE - |
| jira.date.picker.java.format This part is only for the Java (server side) generated dates. Note that this should correspond to the javascript date picker format (jira.date.picker.javascript.format) setting. | d/MMM/yy |
| jira.date.picker.javascript.format This part is only for the JavaScript (client side) generated dates. Note that this should correspond to the java date picker format (jira.date.picker.java.format) setting. | %e/%b/%y |
| jira.date.time.picker.java.format This part is only for the Java (server side) generated datetimes. Note that this should correspond to the javascript datetime picker format (jira.date.time.picker.javascript.format) setting. | dd/MMM/yy h:mm a |
| jira.date.time.picker.javascript.format This part is only for the JavaScript (client side) generated date times. Note that this should correspond to the java datetime picker format (jira.date.time.picker.java.format) setting. | %e/%b/%y %l:%M %p |
| jira.index.background.batch.size The number of issues to read from the database at once during background indexing. | 1000 |
| jira.issue.actions.order The default order of actions (tab items like 'Comments', 'Change History' etc) on the 'View Issue' screen, by date, from top to bottom. | asc |
| jira.option.user.crowd.allow.rename Controls whether or not the ability to rename a user is enabled when JIRA is configured to act as a Crowd server. Some client applications depending on JIRA's Crowd server implementation may misinterpret a renamed user as having been deleted and created anew, in which case you can use this flag to disallow renames in JIRA. | true |
| jira.projectkey.pattern A regular expression that defines a valid project key. | ([A-Z][A-Z0-9]+) |

- General configuration
- Find more admin tools
- TRUBLESHOOTING AND SUPPORT
- System info**
- Instrumentation
- Database monitoring
- Integrity checker
- Logging and profiling
- Scheduler details
- Support Tools
- Audit Log
- SECURITY
- Project roles
- Global permissions
- Password Policy
- User sessions
- Remember my login
- Whitelist
- Issue collectors
- USER INTERFACE
- Default user preferences
- System dashboard
- Look and feel
- Announcement banner
- Rich text editor
- IMPORT AND EXPORT
- Backup system

System info ?

Server Info

| | |
|------------------------------|--|
| Base URL | http://localhost:8080 |
| System Date | Monday, 30 Jan 2017 |
| System Time | 01:22:36 +0200 |
| Current Working Directory | C:\Program Files\Atlassian\JIRA |
| Java Version | 1.8.0_102 |
| Java Vendor | Oracle Corporation |
| JVM Version | 1.8 |
| JVM Vendor | Oracle Corporation |
| JVM Implementation Version | 25.102-b14 |
| Java Runtime | Java(TM) SE Runtime Environment |
| Java VM | Java HotSpot(TM) 64-Bit Server VM |
| User Name | INTELS |
| User Timezone | Europe/Helsinki |
| User Locale | English (United States) |
| System Encoding | Cp1251 |
| Operating System | Windows Server 2008 6.0 |
| OS Architecture | amd64 |
| Application Server Container | Apache Tomcat/8.5.6 |
| Database type | h2 |
| Database JNDI address | h2 jdbc:h2:file:C:\Program Files\Atlassian\Application Data\JIRA/database/h2db |
| Database URL | jdbc:h2:file:C:\Program Files\Atlassian\Application Data\JIRA/database/h2db |
| Database version | 1.4.185 (2015-01-16) |
| Database driver | H2 JDBC Driver 1.4.185 (2015-01-16) |

You have temporary access to administrative functions. [Drop access](#) if you no longer require it. For more information, refer to the [documentation](#).

Administration

Search JIRA admin

- Applications
- Projects
- Issues
- Add-ons
- User management
- System**

- General configuration
- Find more admin tools
- TRUBLESHOOTING AND SUPPORT
- System info
- Instrumentation**
- Database monitoring
- Integrity checker
- Logging and profiling
- Scheduler details
- Support Tools
- Audit Log
- SECURITY
- Project roles
- Global permissions
- Password Policy
- User sessions
- Remember my login
- Whitelist
- Issue collectors
- USER INTERFACE
- Default user preferences
- System dashboard
- Look and feel
- Announcement banner
- Rich text editor
- IMPORT AND EXPORT
- Backup system

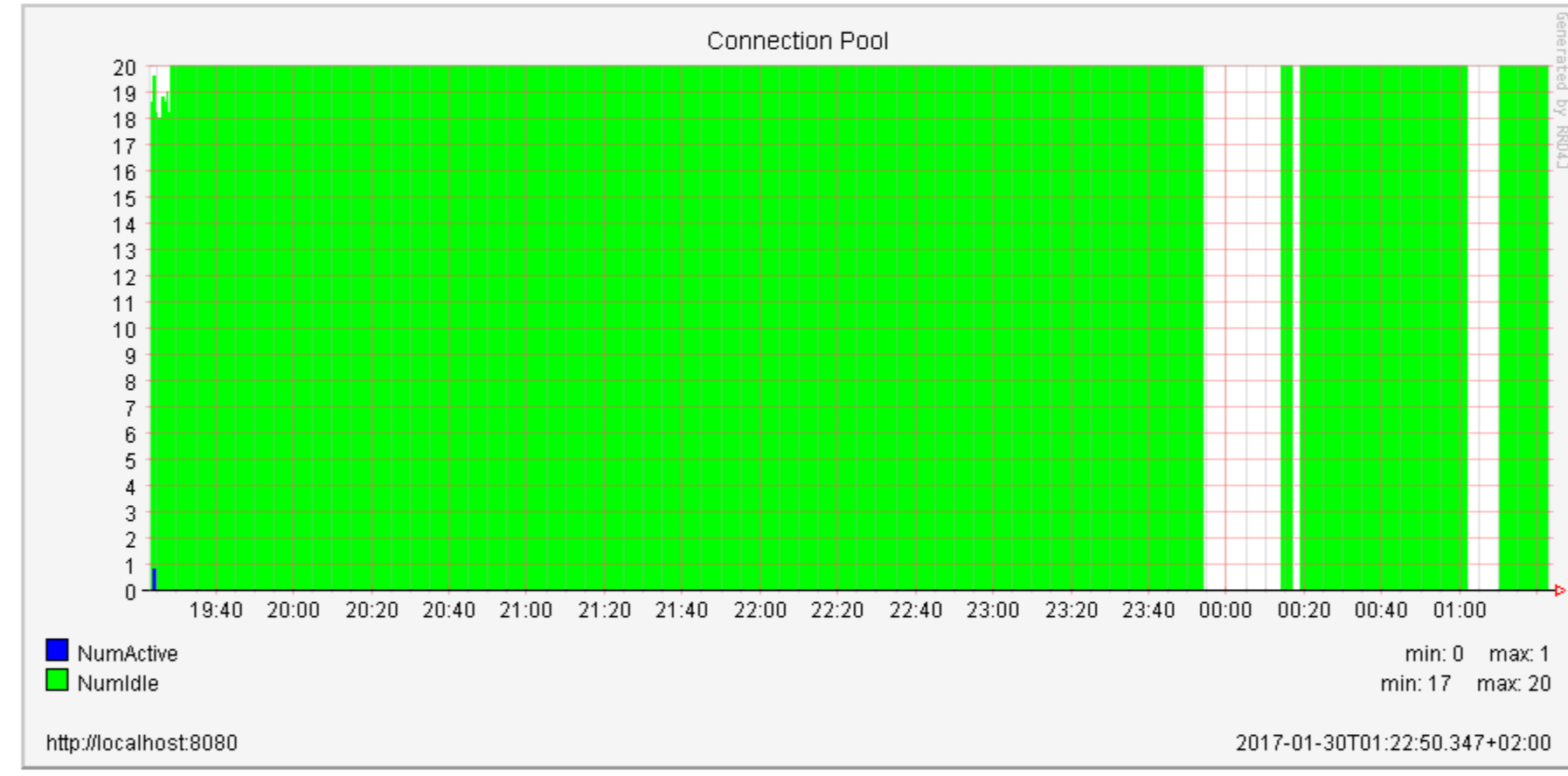
| Name | Type | Value | Invocation | Time (ms) | CPU (nanos) |
|---|---------|-------|------------|-----------|-------------|
| c.DefaultReaderCache.InternalCache.evictionCount | Counter | 0 | | | |
| c.DefaultReaderCache.InternalCache.hitCount | Counter | 0 | | | |
| c.DefaultReaderCache.InternalCache.loadExceptionCount | Counter | 0 | | | |
| c.DefaultReaderCache.InternalCache.loadSuccessCount | Counter | 0 | | | |
| c.DefaultReaderCache.InternalCache.missCount | Counter | 0 | | | |
| c.DefaultReaderCache.InternalCache.size | Gauge | 0 | | | |
| c.DefaultReaderCache.InternalCache.totalLoadTime | Counter | 0 | | | |
| c.JiraOsgiContainerManager.evictionCount | Counter | 0 | | | |
| c.JiraOsgiContainerManager.hitCount | Counter | 0 | | | |
| c.JiraOsgiContainerManager.loadExceptionCount | Counter | 0 | | | |
| c.JiraOsgiContainerManager.loadSuccessCount | Counter | 0 | | | |
| c.JiraOsgiContainerManager.missCount | Counter | 0 | | | |
| c.JiraOsgiContainerManager.size | Gauge | 14 | | | |
| c.JiraOsgiContainerManager.totalLoadTime | Counter | 0 | | | |
| c.VelocityTemplateCache.directives.evictionCount | Counter | 0 | | | |
| c.VelocityTemplateCache.directives.hitCount | Counter | 0 | | | |
| c.VelocityTemplateCache.directives.loadExceptionCount | Counter | 0 | | | |
| c.VelocityTemplateCache.directives.loadSuccessCount | Counter | 0 | | | |
| c.VelocityTemplateCache.directives.missCount | Counter | 0 | | | |
| c.VelocityTemplateCache.directives.size | Gauge | 6 | | | |
| c.VelocityTemplateCache.directives.totalLoadTime | Counter | 0 | | | |
| c.VelocityTemplateCache.evictionCount | Counter | 0 | | | |
| c.VelocityTemplateCache.hitCount | Counter | 0 | | | |
| c.VelocityTemplateCache.loadExceptionCount | Counter | 0 | | | |

- General configuration
- Find more admin tools
- TRUBLESHOOTING AND SUPPORT
- System info
- Instrumentation
- Database monitoring**
- Integrity checker
- Logging and profiling
- Scheduler details
- Support Tools
- Audit Log
- SECURITY
- Project roles
- Global permissions
- Password Policy
- User sessions
- Remember my login
- Whitelist
- Issue collectors
- USER INTERFACE
- Default user preferences
- System dashboard
- Look and feel
- Announcement banner
- Rich text editor
- IMPORT AND EXPORT
- Backup system

Database monitoring

This page allows you to monitor JIRA's database connection usage. You can use this information to tune the size of JIRA's connection pool and to diagnose performance problems. See [Connecting JIRA applications to a Database](#) for more info.

Connection Pool



Reads / Writes



- General configuration
- Find more admin tools
- TRUBLESHOOTING AND SUPPORT
- System info
- Instrumentation
- Database monitoring
- Integrity checker**
- Logging and profiling
- Scheduler details
- Support Tools
- Audit Log
- SECURITY
- Project roles
- Global permissions
- Password Policy
- User sessions
- Remember my login
- Whitelist
- Issue collectors
- USER INTERFACE
- Default user preferences
- System dashboard
- Look and feel
- Announcement banner
- Rich text editor
- IMPORT AND EXPORT
- Backup system

Integrity checker

Select one or more integrity checks from the list below to check for out of date information in the database.

- Select All**
- Check Issue Relations
 - Check Issue for Relation 'ParentProject'
 - Check Issue for Relation 'RelatedOSWorkflowEntry'
 - Check that all Issue Links are associated with valid issues
- Check Search Request
 - Check search request references a valid project
- Check for Duplicate Permissions
 - Check the permissions are not duplicated
- Check Workflow Integrity
 - Check workflow entry states are correct
 - Check workflow current step entries
 - Check JIRA issues with null status
- Check Field Layout Scheme Integrity
 - Check field layout schemes for references to deleted custom fields
- Check for invalid filter subscriptions
 - Check FilterSubscriptions for references to non-existent scheduled job
 - Check FilterSubscriptions for references to non-existent SearchRequests

Check

- General configuration
- Find more admin tools
- TRUBLESHOOTING AND SUPPORT
- System info
- Instrumentation
- Database monitoring
- Integrity checker
- Logging and profiling**
- Scheduler details
- Support Tools
- Audit Log
- SECURITY
- Project roles
- Global permissions
- Password Policy
- User sessions
- Remember my login
- Whitelist
- Issue collectors
- USER INTERFACE
- Default user preferences
- System dashboard
- Look and feel
- Announcement banner
- Rich text editor
- IMPORT AND EXPORT
- Backup system

Mark Logs

Marking the logs during troubleshooting can be helpful for yourself and Atlassian Support. The mark will be applied to all the JIRA log files.

Optional Message

An optional message that will be written into the logs along with the mark.

Log Rollover

This will cause the logs to start in fresh new files

HTTP Access Logging

Turn this on to have JIRA log all HTTP requests to an access log. This information will be sent to 'atlassian-jira-http-access.log'.
The HTTP access log is currently turned **OFF**.

- **Enable the HTTP access log.**

SQL Logging

Turn this on to have JIRA log all SQL requests. This information will be sent to the console and 'atlassian-jira-sql.log'.
Turning on SQL logging will slow down your system and should only be done for troubleshooting purposes.
The SQL log is currently turned **OFF**.

- **Enable the SQL log.**

Profiling

Turn this on to get profiling information from JIRA. This information will be sent to the console and 'atlassian-jira.log'.
Profiling is currently turned **OFF**.

- **Enable profiling.**

Mail

Outgoing Mail information is sent to 'atlassian-jira-outgoing-mail.log'.

i You do not currently have an SMTP server configured. [Add mail server.](#)

Incoming Mail information is sent to 'atlassian-jira-incoming-mail.log'

You have temporary access to administrative functions. [Drop access](#) if you no longer require it. For more information, refer to the [documentation](#).

Administration Search JIRA admin

- General configuration
- Find more admin tools
- TRUBLESHOOTING AND SUPPORT
- System info
- Instrumentation
- Database monitoring
- Integrity checker
- Logging and profiling
- Scheduler details**
- Support Tools
- Audit Log
- SECURITY
- Project roles
- Global permissions
- Password Policy
- User sessions
- Remember my login
- Whitelist
- Issue collectors
- USER INTERFACE
- Default user preferences
- System dashboard
- Look and feel
- Announcement banner
- Rich text editor
- IMPORT AND EXPORT
- Backup system

Scheduler Administration

This page shows you the properties of the JIRA internal scheduler, as well as the scheduled jobs and their triggers.

| Status | Group / Name | Jobs | Schedule | Actions |
|--------|--|--------|----------|-----------|
| ✓ | CompatibilityPluginScheduler.JobRunnerKey.InstanceTopologyJob-job-handler | 1 job | interval | Show more |
| ✓ | CompatibilityPluginScheduler.JobRunnerKey.LocalPluginLicenseNotificationJob-job-handler | 1 job | interval | Show more |
| ✓ | CompatibilityPluginScheduler.JobRunnerKey.PluginRequestCheckJob-job-handler | 1 job | interval | Show more |
| ✓ | CompatibilityPluginScheduler.JobRunnerKey.PluginUpdateCheckJob-job-handler | 1 job | interval | Show more |
| ✓ | CompatibilityPluginScheduler.JobRunnerKey.Service Provider Session Remover | 1 job | interval | Show more |
| ✓ | CompatibilityPluginScheduler.JobRunnerKey.com.atlassian.greenhopper.service.lexorank.balance.LexoRankBalancePlu... | 1 job | interval | Show more |
| ✓ | CompatibilityPluginScheduler.JobRunnerKey.com.atlassian.jira.plugins.hipchat.service.connect.InstallGlancesJobHandler | 1 job | interval | Show more |
| ✓ | CompatibilityPluginScheduler.JobRunnerKey.com.atlassian.jira.plugins.hipchat.service.connect.UpdateGlancesDataJob... | 1 job | interval | Show more |
| ✓ | CompatibilityPluginScheduler.JobRunnerKey.com.atlassian.jira.plugins.hipchat.service.ping.RefreshConnectionStatusJo... | 1 job | interval | Show more |
| ✓ | com.atlassian.jira.cache.monitor.CacheStatisticsMonitor | 1 job | interval | Show more |
| ✓ | com.atlassian.jira.plugin.devstatus.provider.DataProviderCleanupJob | 1 job | interval | Show more |
| ✓ | com.atlassian.jira.plugin.ext.bamboo.service.PlanStatusUpdateJob | 4 jobs | interval | Show more |
| ✓ | com.atlassian.jira.plugins.dvcs.scheduler.DvcsScheduler | 1 job | interval | Show more |
| ✓ | com.atlassian.jira.projectconfig.analytics.AnalyticsScheduler | 1 job | interval | Show more |
| ✓ | com.atlassian.jira.service.DefaultServiceManager | 3 jobs | cron | Show more |
| ✓ | com.atlassian.jira.user.UserHistoryDatabaseCompactor | 1 job | interval | Show more |
| ✓ | com.atlassian.jira.web.action.issue.DefaultTemporaryWebAttachmentsMonitor | 1 job | interval | Show more |
| ✓ | com.atlassian.plugins.authentication.impl.analytics.StatisticsCollectionService | 1 job | cron | Show more |
| ✓ | com.atlassian.plugins.authentication.impl.web.saml.AssertionValidationService | 1 job | interval | Show more |
| ✓ | com.atlassian.sal.jira.scheduling.JiraPluginScheduler | 5 jobs | interval | Show more |

- General configuration
- Find more admin tools
- TRUBLESHOOTING AND SUPPORT
- System info
- Instrumentation
- Database monitoring
- Integrity checker
- Logging and profiling
- Scheduler details
- Support Tools**
- Audit Log
- SECURITY
- Project roles
- Global permissions
- Password Policy
- User sessions
- Remember my login
- Whitelist
- Issue collectors
- USER INTERFACE
- Default user preferences
- System dashboard
- Look and feel
- Announcement banner
- Rich text editor
- IMPORT AND EXPORT
- Backup system

Atlassian Support Tools [Give feedback](#)

Identify, diagnose and solve problems with your instance by running the health checks and log analyser. If you need more help, contact Atlassian Support using the support request form.

- Instance health
- Log analyzer**
- Get help
- Create support zip

The contents of this tab are loading...

- General configuration
- Find more admin tools
- TRUBLESHOOTING AND SUPPORT
 - System info
 - Instrumentation
 - Database monitoring
 - Integrity checker
 - Logging and profiling
 - Scheduler details
 - Support Tools
 - Audit Log
- SECURITY
 - Project roles**
 - Global permissions
 - Password Policy
 - User sessions
 - Remember my login
 - Whitelist
- Issue collectors
- USER INTERFACE
 - Default user preferences
 - System dashboard
 - Look and feel
 - Announcement banner
 - Rich text editor
- IMPORT AND EXPORT
 - Backup system

Project Role Browser

You can use project roles to associate users and/or groups with specific projects. The table below shows all the project roles that are available in JIRA. Use this screen to add, edit and delete project roles. You can also click 'View Usage' to see which projects, permission schemes and notification schemes are using project roles.

| Project Role Name | Description | Actions |
|-------------------|--|---|
| Administrators | A project role that represents administrators in a project | View Usage Manage Default Members Edit Delete |

Add Project Role

Name

Description

Add Project Role

- General configuration
- Find more admin tools
- TRUBLESHOOTING AND SUPPORT
- System info
- Instrumentation
- Database monitoring
- Integrity checker
- Logging and profiling
- Scheduler details
- Support Tools
- Audit Log
- SECURITY
- Project roles
- Global permissions**
- Password Policy
- User sessions
- Remember my login
- Whitelist
- Issue collectors
- USER INTERFACE
- Default user preferences
- System dashboard
- Look and feel
- Announcement banner
- Rich text editor
- IMPORT AND EXPORT
- Backup system

Global Permissions ?

These permissions apply to all projects. They are independent of project specific permissions. If you wish to set permissions on a project-by-project basis you can set them up in the [Permission Schemes](#). To allow users to log in, they must have [application access](#)

JIRA Permissions ?

| Permissions | Users / Groups |
|---|---|
| JIRA System Administrators Ability to perform all administration functions. There must be at least one group with this permission. | <ul style="list-style-type: none">jira-administrators View Users Delete |
| JIRA Administrators Ability to perform most administration functions (excluding Import & Export, SMTP Configuration, etc.). | <ul style="list-style-type: none">jira-administrators View Users Delete |
| Browse Users Ability to select a user or group from a popup window as well as the ability to use the 'share' issues feature. Users with this permission will also be able to see names of all users and groups in the system. | <ul style="list-style-type: none">jira-administrators View Users Deletejira-software-users View Users Delete |
| Create Shared Objects Ability to share dashboards and filters with other users, groups and roles. | <ul style="list-style-type: none">jira-software-users View Users Deletejira-administrators View Users Delete |
| Manage Group Filter Subscriptions Ability to manage (create and delete) group filter subscriptions. | <ul style="list-style-type: none">jira-administrators View Users Deletejira-software-users View Users Delete |
| Bulk Change Ability to modify a collection of issues at once. For example, resolve multiple issues in one step. | <ul style="list-style-type: none">jira-administrators View Users Deletejira-software-users View Users Delete |

Add Permission

Permission

Group


You have temporary access to administrative functions. [Drop access](#) if you no longer require it. For more information, refer to the [documentation](#).

Administration

Search JIRA admin

- General configuration
- Find more admin tools
- TRUBLESHOOTING AND SUPPORT
- System info
- Instrumentation
- Database monitoring
- Integrity checker
- Logging and profiling
- Scheduler details
- Support Tools
- Audit Log
- SECURITY
- Project roles
- Global permissions
- Password Policy**
- User sessions
- Remember my login
- Whitelist
- Issue collectors
- USER INTERFACE
- Default user preferences
- System dashboard
- Look and feel
- Announcement banner
- Rich text editor
- IMPORT AND EXPORT
- Backup system

Password Policy

 The password policy is currently disabled.

- Disabled:** Allow all passwords
- Basic:** Reject very weak passwords ?
- Secure:** Require stronger passwords ?
- Custom:** Use your own settings

[Update](#)

- General configuration
- Find more admin tools
- TRUBLESHOOTING AND SUPPORT
- System info
- Instrumentation
- Database monitoring
- Integrity checker
- Logging and profiling
- Scheduler details
- Support Tools
- Audit Log
- SECURITY
- Project roles
- Global permissions
- Password Policy
- User sessions**
- Remember my login
- Whitelist
- Issue collectors
- USER INTERFACE
- Default user preferences
- System dashboard
- Look and feel
- Announcement banner
- Rich text editor
- IMPORT AND EXPORT
- Backup system

Current User Sessions in JIRA

This shows a list of the users that have a session with JIRA.
The current server time is 01:23:24 2017/01/30 EET (+0200)

Showing sessions 1 through 2 out of a total of 2

| Session Id | User | Type | IP Address | Requests | Last Accessed | Session Creation |
|---------------|---------------------------|------|---------------|----------|---|---|
| 8mr0ps | burgas275 | HTTP | 0:0:0:0:0:0:1 | 536 | 01:23:22 2017/01/30 EET (+0200) (2s ago) | 01:13:44 2017/01/30 EET (+0200) (9m ago) |
| Not Available | Not Available | HTTP | 127.0.0.1 | 1 | 01:23:13 2017/01/30 EET (+0200) (11s ago) | 01:23:13 2017/01/30 EET (+0200) (11s ago) |

Showing sessions 1 through 2 out of a total of 2

- General configuration
- Find more admin tools
- TRUBLESHOOTING AND SUPPORT
- System info
- Instrumentation
- Database monitoring
- Integrity checker
- Logging and profiling
- Scheduler details
- Support Tools
- Audit Log
- SECURITY
- Project roles
- Global permissions
- Password Policy
- User sessions
- Remember my login
- Whitelist
- Issue collectors**
- USER INTERFACE
- Default user preferences
- System dashboard
- Look and feel
- Announcement banner
- Rich text editor
- IMPORT AND EXPORT
- Backup system

All issue collectors

An issue collector allows you to easily gather feedback on any website in the form of JIRA issues, even from users who don't have JIRA accounts.

Once you have configured the look and feel of an issue collector, simply embed the generated javascript in any website. Visitors to your website will then see a trigger they can click to raise bugs and will get a form directly in your webapp to provide more details. Then watch the feedback appear in the form of JIRA Issues!

i No collectors have been configured yet. Please navigate to the admin section of one of your [projects](#) and configure your first collector via the 'Issue collectors' tab on the left!

- General configuration
- Find more admin tools
- TRUBLESHOOTING AND SUPPORT
- System info
- Instrumentation
- Database monitoring
- Integrity checker
- Logging and profiling
- Scheduler details
- Support Tools
- Audit Log
- SECURITY
- Project roles
- Global permissions
- Password Policy
- User sessions
- Remember my login
- Whitelist
- Issue collectors
- USER INTERFACE
- Default user preferences**
- System dashboard
- Look and feel
- Announcement banner
- Rich text editor
- IMPORT AND EXPORT
- Backup system

User Default Settings Edit default values

Set the default values for user preferences. If the user has not specified a preference then the values for the user will fall back to the default values set here. You can 'Apply' the email preference which will allow you to force each users value to be that of the default.

| Name | Value | Actions |
|---|---------|-----------------------|
| Default outgoing email format | html | Apply |
| Number of Issues displayed per Issue Navigator page | 50 | |
| Default sharing for filters and dashboards | Private | |
| Notify users of their own changes | No | |
| Autowatch own issues | Yes | |

- General configuration
- Find more admin tools
- TROUBLESHOOTING AND SUPPORT
- System info
- Instrumentation
- Database monitoring
- Integrity checker
- Logging and profiling
- Scheduler details
- Support Tools
- Audit Log
- SECURITY
- Project roles
- Global permissions
- Password Policy
- User sessions
- Remember my login
- Whitelist
- Issue collectors
- USER INTERFACE
- Default user preferences
- System dashboard**
- Look and feel
- Announcement banner
- Rich text editor
- IMPORT AND EXPORT
- Backup system


Configure System Dashboard

Note: You are now configuring the SYSTEM dashboard. Changes made here will affect all users using the default system dashboard.

System Dashboard

Add gadget Edit layout ...

Introduction



Welcome to JIRA
Not sure where to start? Check out the [JIRA 101 guide](#) and [Atlassian training course](#).
You can [customize this text](#) in the Administration section.

Assigned to Me

You currently have no [issues](#) assigned to you. Enjoy your day!

Activity Stream

- General configuration
- Find more admin tools
- TROUBLESHOOTING AND SUPPORT
- System info
- Instrumentation
- Database monitoring
- Integrity checker
- Logging and profiling
- Scheduler details
- Support Tools
- Audit Log
- SECURITY
- Project roles
- Global permissions
- Password Policy
- User sessions
- Remember my login
- Whitelist
- Issue collectors
- USER INTERFACE
- Default user preferences
- System dashboard
- Look and feel
- Announcement banner
- Rich text editor
- IMPORT AND EXPORT

Backup JIRA data

This will backup the contents of the database in a portable XML format.
You can use this backup to move JIRA between different databases if required, as well as creating a backup that you can use if something goes wrong. To backup to a file on the server, enter the filename below.
The backup file will be placed here: **C:\Program Files\Atlassian\Application Data\JIRA\export**

Attachments will not be backed up. This needs to be done manually.
XML generation is complex so there might be a delay before it completes!

File name

Backup Cancel

- General configuration
- Find more admin tools
- TRUBLESHOOTING AND SUPPORT
- System info
- Instrumentation
- Database monitoring
- Integrity checker
- Logging and profiling
- Scheduler details
- Support Tools
- Audit Log
- SECURITY
- Project roles
- Global permissions
- Password Policy
- User sessions
- Remember my log
- Whitelist
- Issue collectors
- USER INTERFACE
- Default user preferences
- System dashboard
- Look and feel
- Announcement banner
- Rich text editor
- IMPORT AND EXPORT
- Backup system

Mail queue

This page shows you the current JIRA internal event queue, whose events may trigger notification emails.

Warning: There is no default [mail server](#), so mails will not be sent.

Warning: No projects have an associated notification scheme - no mail will be sent.

The queue currently has 0 items in it.

[Flush mail queue](#) - this will send all mail in the queue immediately.

Mail queue (0) Error queue (0)

Subject

Queued

There are currently no queued mail items.

- General configuration
- Find more admin tools
- TRUBLESHOOTING AND SUPPORT
- System info
- Instrumentation
- Database monitoring
- Integrity checker
- Logging and profiling
- Scheduler details
- Support Tools
- Audit Log
- SECURITY
- Project roles
- Global permissions
- Password Policy
- User sessions
- Remember my login
- Whitelist
- Issue collectors
- USER INTERFACE
- Default user preferences
- System dashboard
- Look and feel
- Announcement banner
- Rich text editor
- IMPORT AND EXPORT
- Backup system

Attachments Edit Settings

To enable a user to attach files, ensure that the user has the **Create Attachments** permission for a particular project.

| | |
|--|----------|
| Allow Attachments | OFF |
| Attachment Path The absolute or relative path to the directory under which attached files will be stored. When changing this path you will have to manually copy any existing attachments across to the new directory. | |
| Attachment Size The total upload size limit of attachments. | 10.00 MB |
| Enable Thumbnails Enables the creation of thumbnail images of image attachments. | ON |
| Enable ZIP support Enables the ability for users to download all the attachments of an issue as a single ZIP file. | ON |

- General configuration
- Find more admin tools
- TROUBLESHOOTING AND SUPPORT
 - System info
 - Instrumentation
 - Database monitoring
 - Integrity checker
 - Logging and profiling
 - Scheduler details
 - Support Tools
 - Audit Log
- SECURITY
 - Project roles
 - Global permissions
 - Password Policy
 - User sessions
 - Remember my login
 - Whitelist
- Issue collectors
- USER INTERFACE
 - Default user preferences
 - System dashboard
 - Look and feel
 - Announcement banner
 - Rich text editor
- IMPORT AND EXPORT
 - Backup system

Attachments

To enable a user to attach files, ensure that the user has the **Create Attachments** permission for a particular project.

| | |
|--|----------|
| Allow Attachments | OFF |
| Attachment Path The absolute or relative path to the directory under which attached files will be stored. When changing this path you will have to manually copy any existing attachments across to the new directory. | |
| Attachment Size The total upload size limit of attachments. | 10.00 MB |
| Enable Thumbnails Enables the creation of thumbnail images of image attachments. | ON |
| Enable ZIP support Enables the ability for users to download all the attachments of an issue as a single ZIP file. | ON |

You have temporary access to administrative functions. [Drop access](#) if you no longer require it. For more information, refer to the [documentation](#).

Administration

Search JIRA admin


- General configuration
- Find more admin tools
- TRUBLESHOOTING AND SUPPORT
 - System info
 - Instrumentation
 - Database monitoring
 - Integrity checker
 - Logging and profiling
 - Scheduler details
 - Support Tools
 - Audit Log
- SECURITY
 - Project roles
 - Global permissions
 - Password Policy
 - User sessions
 - Remember my login
 - Whitelist
- Issue collectors
- USER INTERFACE
 - Default user preferences
 - System dashboard
 - Look and feel
 - Announcement banner
 - Rich text editor
- IMPORT AND EXPORT
 - Backup system

- Profile
- Atlassian Marketplace
- MY JIRA HOME
 - Dashboard
 - Boards
 - Issue Navigator**
 - Log Out

Attachments


To enable a user to attach files, ensure that the user has the **Create Attachments** permission for a particular project.

| | |
|--|------------|
| Allow Attachments | OFF |
| Attachment Path The absolute or relative path to the directory under which attached files will be stored. When changing this path you will have to manually copy any existing attachments across to the new directory. | |
| Attachment Size The total upload size limit of attachments. | 10.00 MB |
| Enable Thumbnails Enables the creation of thumbnail images of image attachments. | ON |
| Enable ZIP support Enables the ability for users to download all the attachments of an issue as a single ZIP file. | ON |

 Profile: burgas275@gmail.com Tools

Summary Filters

Details Activity Stream

Avatar: 

Username: burgas275

Administration: [Administer User](#)

Full name: burgas275@gmail.com

Email: burgas275@gmail.com

Password: [Change Password](#)

Remember My Login: [Clear All Tokens](#)

Groups: [jira-administrators](#)
[jira-software-users](#)

Project Roles: [View Project Roles](#)

No activity was found

Preferences

Page Size: 50

Email Type: HTML

Language: English (United States) [Default]

Time Zone: JIRA default (GMT+02:00) Helsinki

My Changes: Do not notify me

Filter and Dashboard: Unshared

Sharing:

Keyboard shortcuts: Enabled


Autowatch: Inherit from global settings

Profile: burgas275@gmail.com

- Software
- Business
- Import External Project
- Create project

Summary Filters

Details Activity Stream

Avatar: 

Username: burgas275

Administration: [Administer User](#)

Full name: burgas275@gmail.com

Email: burgas275@gmail.com

Password: [Change Password](#)

Remember My Login: [Clear All Tokens](#)

Groups: [jira-administrators](#)
[jira-software-users](#)

Project Roles: [View Project Roles](#)

No activity was found

Preferences

Page Size: 50

Email Type: HTML

Language: English (United States) [Default]

Time Zone: JIRA default (GMT+02:00) Helsinki

My Changes: Do not notify me

Filter and Dashboard: Unshared

Sharing:

Keyboard shortcuts: Enabled

Autowatch: Inherit from global settings



Avatar:

Username: burgas275

Administration: Administer User

Full name: burgas275@gmail.com

Email: burgas275@gmail.com

Password: Change Password

Remember My Login: Clear All Tokens

Groups: jira-administrators
jira-software-users

Project Roles: View Project Roles

Preferences

Page Size: 50

Email Type: HTML

Language: English (United States) [Default]

Time Zone: JIRA default (GMT+02:00) Helsinki

My Changes: Do not notify me

Filter and Dashboard: Unshared

Sharing:

Keyboard shortcuts: Enabled

Autowatch: Inherit from global settings

Create project

SOFTWARE

- Scrum software development**
Agile development with a board, sprints and stories. Connects with source and build tools.
- Kanban software development**
Optimise development flow with a board. Connects with source and build tools.
- Basic software development**
Track development tasks and bugs. Connects with source and build tools.

BUSINESS


- Project management**
Plan, track and report on all of your work within a project.
- Task management**
Quickly organize and assign simple tasks for you and your team.
- Process management**
Track all the work activity as it transitions through a streamlined process.

[Import a project](#) | [Create with shared configuration](#) | [Create sample data](#) **Next** Cancel



Profile: burgas275@gmail.com Tools

Summary Details Activity Stream Filters

Avatar: 

Username: burgas275

Administration: [Administer User](#)

Full name: burgas275@gmail.com

Email: burgas275@gmail.com

Password: [Change Password](#)

Remember My Login: [Clear All Tokens](#)

Groups: [jira-administrators](#)
[jira-software-users](#)

Project Roles: [View Project Roles](#)

Activity Stream

No activity was found

Scrum software development

Use this project to manage your Agile development work. Create a backlog, organise work into sprints, check progress using reports, and more. This project includes a Scrum board, a basic Agile workflow and issue type configuration, which you can change later on.

ISSUE TYPES

- Bug
- Task
- Sub-task
- Story
- Epic

WORKFLOW

TO DO → IN PROGRESS → DONE

Back Select Cancel

Preferences

Page Size: 50

Email Type: HTML

Language: English (United States) [Default]

Time Zone: JIRA default (GMT+02:00) Helsinki

My Changes: Do not notify me

Filter and Dashboard: Unshared

Sharing:

Keyboard shortcuts: Enabled


Autowatch: Inherit from global settings

Profile: burgas275@gmail.com Tools

Summary Filters

Details Activity Stream

No activity was found

Avatar: 

Username: burgas275

Administration: [Administer User](#)

Full name: burgas275@gmail.com

Email: burgas275@gmail.com

Password: [Change Password](#)

Remember My Login: [Clear All Tokens](#)

Groups: jira-administrators
jira-software-users

Project Roles: [View Project Roles](#)

Preferences

Page Size: 50

Email Type: HTML

Language: English (United States) [Default]

Time Zone: JIRA default (GMT+02:00) Helsinki

My Changes: Do not notify me

Filter and Dashboard: Unshared

Sharing:

Keyboard shortcuts: Enabled

Autowatch: Inherit from global settings

Scrum software development

Name Max. 80 characters.

Key ? Max. 10 characters.

[Scrum software development](#)
You are creating a project for a Scrum team. You may want to name this project after the product or development team that will use it.

[Back](#) [Submit](#) [Cancel](#)



scrum-1
SCRUM board

Create board

Background

Active sprints

Releases

Reports

Issues

Components

PROJECT SHORTCUTS

Add a link to useful information for your whole team to see.

+ Add link

Project settings

- Summary
 - Details
 - Re-index project
 - Delete project
- Issue types
 - Bug
 - Epic
 - Story
 - Sub-task
 - Task
- Workflows
- Screens
- Fields
- Versions
- Components
- Users and roles
- Permissions
- Issue Security
- Notifications
- HipChat integration
- Development tools
- Issue collectors



EDIT YOUR PROJECT'S WORKFLOW

If your workflows aren't shared with other projects, you can now edit their statuses and transitions to better reflect how your team works. To edit the workflow, select an issue type and click Edit. If the workflow is used by other issue types, we'll let you know. Check out our [workflow documentation](#) for more info.



Issue types

Keep track of different types of issues, such as bugs or tasks. Each issue type can be configured differently.

Scheme:

SCRUM: Scrum Issue Type Scheme

- Bug
- Epic
- Story
- Sub-task SUB-TASK
- Task



Versions

For software projects, JIRA allows you to track different versions, e.g. 1.0, 2.0. Issues can be assigned to versions.

This project has no unarchived versions. [Add a version](#)



Components

Projects can be broken down into components, e.g. "Database", "User Interface". Issues can then be categorised against different components.

This project does not use any components. [Add a component](#)



Workflows

Issues can follow processes that mirror your team's practices. A workflow defines the sequence of steps that an issue will follow, e.g. "In Progress", "Resolved".

Scheme:

SCRUM: Software Simplified Workflow Scheme

Software Simplified Workflow for Project SCRUM



Screens

Screens allow you to arrange the fields to be displayed for an issue. Different screens can be used when an issue is created, viewed, edited, or transitioned through a workflow.

Scheme:

SCRUM: Scrum Issue Type Screen Scheme



Roles

JIRA enables you to allocate particular people to specific roles in your project. Roles are used when defining other settings, like notifications and permissions.

Project Lead: [burgas275@gmail.com](#)

Default Assignee: Unassigned

Roles: [View Project Roles](#)



Permissions

Project permissions allow you to control who can access your project, and what they can do, e.g. "Work on Issues". Access to individual issues is granted to people by issue permissions.

Scheme: [Default software scheme](#)

scrum-1
SCRUM board

Create board

Backlog

Active sprints

Releases

Reports

Issues

Components

PROJECT SHORTCUTS

Add a link to useful information for your whole team to see.

+ Add link

Project settings

- Task
- Workflows
- Screens
- Fields
- Versions
- Components
- Users and roles
- Permissions
- Issue Security
- Notifications
- HipChat integration
- Development tools
- Issue collectors

Scheme:
SCRUM: Scrum Issue Type Scheme

- Bug
- Epic
- Story
- Sub-task **SUB-TASK**
- Task

Workflows

Issues can follow processes that mirror your team's practices. A workflow defines the sequence of steps that an issue will follow, e.g. "In Progress", "Resolved".

Scheme:
SCRUM: Software Simplified Workflow Scheme

- Software Simplified Workflow for Project SCRUM

Screens

Screens allow you to arrange the fields to be displayed for an issue. Different screens can be used when an issue is created, viewed, edited, or transitioned through a workflow.

Scheme:
SCRUM: Scrum Issue Type Screen Scheme

- SCRUM: Scrum Default Screen Scheme **DEFAULT**
- SCRUM: Scrum Bug Screen Scheme

Fields

Different issues can have different information fields. A field configuration defines how fields behave for the project, e.g. required/optional; hidden/visible.

Scheme:
System Default Field Configuration

- Default Field Configuration **DEFAULT**

Settings

Some general project configuration options.

This project has no unarchived versions. [Add a version](#)

Components

Projects can be broken down into components, e.g. "Database", "User Interface". Issues can then be categorised against different components.

This project does not use any components. [Add a component](#)

Roles

JIRA enables you to allocate particular people to specific roles in your project. Roles are used when defining other settings, like notifications and permissions.

Project Lead: [burgas275@gmail.com](#)

Default Assignee: **Unassigned**

Roles: [View Project Roles](#)

Permissions

Project permissions allow you to control who can access your project, and what they can do, e.g. "Work on Issues". Access to individual issues is granted to people by issue permissions.

Scheme: [Default software scheme](#)

Issues: **None**

Notifications

JIRA can notify the appropriate people of particular events in your project, e.g. "Issue Commented". You can choose specific people, groups, or roles to receive notifications.

Scheme: [Default Notification Scheme](#)

Email: [No mail server configured](#)

Development tools

Integrate your development tools with JIRA to allow users to create branches right from their JIRA issues and to provide visibility into commits, reviews, builds and deployments.

View permission: [Application access \(Anyone\)](#)

Applications: **None**

Boards Create board

Recently visited boards

All boards

All boards

Board Type: All ▾

| Board name | Board type | Administrators | Saved Filter | Visibility | |
|-------------|------------|---------------------|------------------------|------------|---|
| SCRUM board | Scrum | burgas275@gmail.com | Filter for SCRUM board | RESTRICTED | ⋮ |

- Configure
- Copy
- Delete

Atlassian JIRA Project Management Software (v7.3.0#73011-sha1:3c73d0e) · [About JIRA](#) · [Report a problem](#)

Powered by a free Atlassian JIRA evaluation license. Please consider purchasing it today.



Configure SCRUM board

Back to board Board

- CONFIGURATION
- General
- Columns
- Swimlanes
- Quick Filters
- Card colours
- Card layout
- Estimation
- Working days
- Issue Detail View

General and filter

The Board filter determines which issues appear on the board. It can be based on one or more projects, or custom JQL depending on your needs.

General

Board name **SCRUM board**

Administrators **burgas275@gmail.com (burgas275)**

Filter

Saved Filter

Share

Filter Que

Rankin

Projects in board

Create an Agile board

| | |
|---|--|
| <h4>Scrum</h4> <p>Scrum focuses on planning, committing and delivering time-boxed chunks of work called Sprints.</p> <p>Create a Scrum board</p> <p>Create a Scrum board with sample data</p> | <h4>Kanban</h4> <p>Kanban focuses on visualising your workflow and limiting work-in-progress to facilitate incremental improvements to your existing process.</p> <p>Create a Kanban board</p> <p>Create a Kanban board with sample data</p> |
|---|--|

Cancel



Configure SCRUM board

Back to board Board

- CONFIGURATION
- General**
- Columns
- Swimlanes
- Quick Filters
- Card colours
- Card layout
- Estimation
- Working days
- Issue Detail View

General and filter

The Board filter determines which issues appear on the board. It can be based on one or more projects, or custom JQL depending on your needs.

General

Board name **SCRUM board**

Administrators **burgas275@gmail.com (burgas275)**

Filter

New project with board

Project name*

Project key*

Project lead*

Start typing to get a list of possible matches.

Creating a project
A board will be created with your project, and will be named after your project. You can rename your board in the board configuration screen.

Back **Create board** Cancel

Sample Scrum Project
SSP board

- Backlog
- Active sprints
- Releases
- Reports
- Issues
- Components

PROJECT SHORTCUTS

Add a link to useful information for your whole team to see.

+ Add link

Success

You have created a sample Scrum board SSP board and a sample project Sample Scrum Project.

Backlog

QUICK FILTERS: Only My Issues Recently Updated

Sample Sprint 2 6 issues

22/Jan/17 4:17 PM • 05/Feb/17 4:37 PM

- SSP-10 As a developer, I can update story and task status with drag and drop (click the triangle at far left of this story to show sub-tasks) Version 2.0 5
- SSP-13 As a developer, I can update details on an item using the Detail View >> Click the "SSP-13" link at the top of this card to open the detail view Version 2.0
- SSP-14 As a user, I can find important items on the board by using the customisable "Quick Filters" above >> Try clicking the "Only My Issues" Quick Filter above 3
- SSP-15 As a scrum master, I can see the progress of a sprint via the Burndown Chart >> Click "Reports" to view the Burndown Chart 4
- SSP-16 As a team, we can finish the sprint by clicking the cog icon next to the sprint name above the "To Do" column then selecting "Complete Sprint" >> Try closing this sprint now 2
- SSP-17 Instructions for deleting this sample board and project are in the description for this issue >> Click the "SSP-17" link and read the description tab of the detail view for more

Backlog 8 issues

Create Sprint

- SSP-1 As an Agile team, I'd like to learn about Scrum >> Click the "SSP-1" link at the left of this row to see detail in the Description tab on the right Version 2.0 2
- SSP-2 As a product owner, I'd like to express work in terms of actual user problems, aka User Stories, and place them in the backlog >> Try creating a new story with the "+" Version 2.0 2
- SSP-3 As a product owner, I'd like to rank stories in the backlog so I can communicate the proposed implementation order >> Try dragging this story up above the previous Version 3.0 5
- SSP-4 As a team, I'd like to estimate the effort of a story in Story Points so we can understand the work remaining >> Try setting the Story Points for this story in the "Estimate" Version 3.0 5
- SSP-5 As a team, I'd like to commit to a set of stories to be completed in a sprint (or iteration) >> Click "Create Sprint" then drag the footer down to select issues for a sprint (you can't sta 1
- SSP-6 As a scrum master, I'd like to break stories down into tasks we can track during the sprint >> Try creating a task by clicking the Sub-Tasks tab in the Detail View on the right 1
- SSP-8 As a product owner, I'd like to include bugs, tasks and other issue types in my backlog >> Bugs like this one will also appear in your backlog but they are not normal! Version 2.0
- SSP-9 As a developer, I'd like to update story status during the sprint >> Click the Active sprints link at the top right of the screen to go to the Active sprints where the current Sprint's item 3

+ Create issue

Sample Scrum Project
SSP board

- Backlog
- Active sprints
- Releases
- Reports**
- Issues
- Components

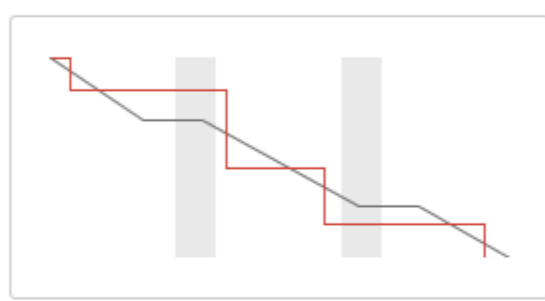
PROJECT SHORTCUTS

Add a link to useful information for your whole team to see.

+ Add link

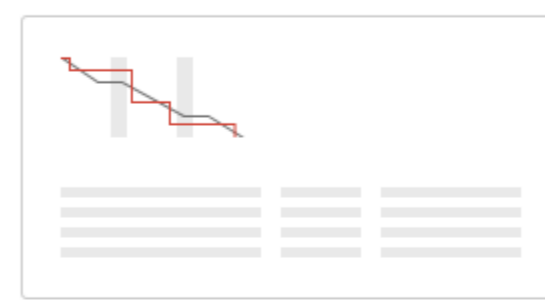
All reports [Switch report](#)

Agile



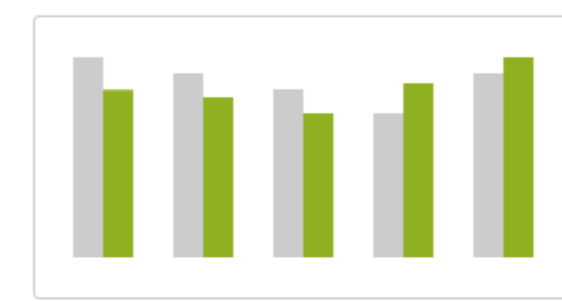
Burndown Chart

Track the total work remaining and project the likelihood of achieving the sprint goal. This helps your team manage its progress and respond accordingly.



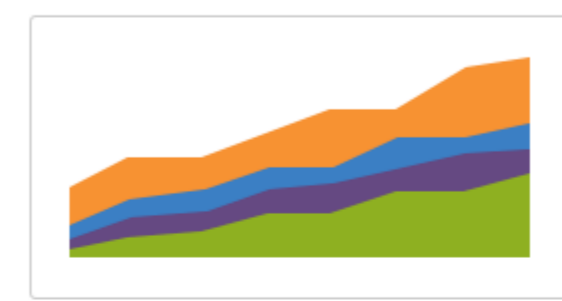
Sprint Report

Understand the work completed or pushed back to the backlog in each sprint. This helps you determine if your team is overcommitting or if there is excessive scope creep.



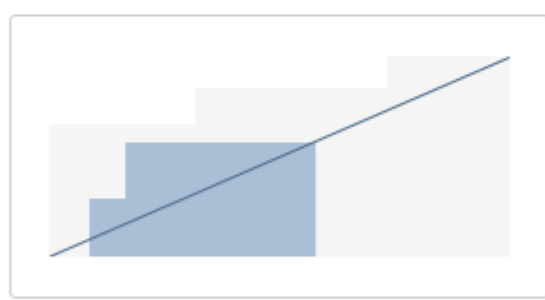
Velocity Chart

Track the amount of work completed from sprint to sprint. This helps you determine your team's velocity and estimate the work your team can realistically achieve in future sprints.



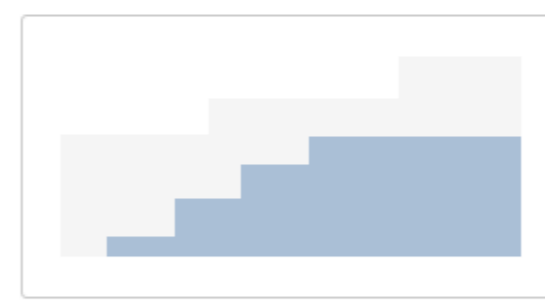
Cumulative Flow Diagram

Shows the statuses of issues over time. This helps you identify potential bottlenecks that need to be investigated.



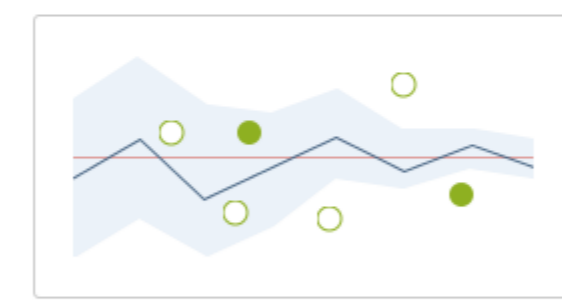
Version Report

Track the projected release date for a version. This helps you monitor whether the version will release on time, so you can take action if work is falling behind.



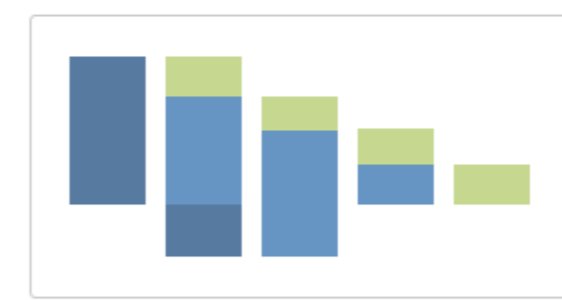
Epic Report

Understand the progress towards completing an epic over time. This helps you manage your team's progress by tracking the remaining incomplete/unestimated work.



Control Chart

Shows the cycle time for your product, version or sprint. This helps you identify whether data from the current process can be used to determine future performance.



Epic Burndown

Track the projected number of sprints required to complete the epic (optimized for Scrum). This helps you monitor whether the epic will release on time, so you can take action if work is falling behind.



Release Burndown

Sample Scrum Project
SSP board

- Backlog
- Active sprints
- Releases
- Reports
- Issues**
- Components

PROJECT SHORTCUTS
Add a link to useful information for your whole team to see.

+ Add link

Project settings

Open issues [Switch filter](#)

Order by Priority

- SSP-8**
As a product owner, I'd like to include bugs, ta...
- SSP-9
As a developer, I'd like to update story status ...
- SSP-4
As a team, I'd like to estimate the effort of a st...
- SSP-2
As a product owner, I'd like to express work in ...
- SSP-3
As a product owner, I'd like to rank stories in t...
- SSP-5
As a team, I'd like to commit to a set of stories ...
- SSP-6
As a scrum master, I'd like to break stories do...
- SSP-7
This is a sample task. Tasks are used to brea...
- SSP-1
As an Agile team, I'd like to learn about Scrum...
- SSP-14
As a user, I can find important items on the bo...
- SSP-12
When the last task is done, the story can be a...
- SSP-11
Update task status by dragging and dropping ...
- SSP-13
As a developer, I can update details on an ite...
- SSP-10
As a developer, I can update story and task st...

+ Create issue

Sample Scrum Project / SSP-8 1 of 14

As a product owner, I'd like to include bugs, tasks and other issue types in my backlog >> Bugs like this one will also appear in your backlog but they are not normally estimated

[Edit](#) [Comment](#) [Assign](#) [More](#) [To Do](#) [In Progress](#) [Done](#) [Admin](#) [Export](#)

| | | | |
|--------------------|--------|----------------|-------------|
| Type: | Bug | Status: | TO DO |
| Priority: | Medium | Resolution: | Unresolved |
| Affects Version/s: | None | Fix Version/s: | Version 2.0 |
| Labels: | None | | |

People

Assignee: Unassigned [Assign to me](#)

Reporter: burgas275@gmail.com

Votes: 0

Watchers: 0 [Start watching this issue](#)

Dates

Created: Just now

Updated: Just now

Agile

[View on Board](#)

HipChat discussions

Do you want to discuss this issue? Connect to HipChat.

[Connect](#) [Dismiss](#)

Details

Description

Estimation of Bugs

Scrum teams do not normally apply story point estimates to bugs because bugs are considered to be part of the ongoing work that the team must deal with (i.e the overhead). If you view the story points completed in a sprint as a measure of progress, then bugs also have no value because they do not deliver anything additional to the customer.

However, you can apply estimates to bugs if you wish by configuring the "Story Points" field to apply to other Issue Types (by default it only applies to Stories and Epics). Some more information on this is in the [documentation](#).

Activity

All **Comments** Work Log History Activity

There are no comments yet on this issue.

[Comment](#)

Sample Scrum Project
SSP board ▾

- Backlog
- Active sprints
- Releases
- Reports
- Issues
- Components**

PROJECT SHORTCUTS
Add a link to useful information for your whole team to see.

+ Add link

Components

▾ ▾



You haven't added any components to this project yet

Components are sub-sections of a project. They're used to group issues within a project into smaller parts.

[Learn more](#)



Sample Scrum Project
SSP board

- Backlog
- Active sprints
- Releases**
- Reports
- Issues
- Components

PROJECT SHORTCUTS
Add a link to useful information for your whole team to see.

+ Add link

GET THE STATUS OF A VERSION AT A GLANCE OR GO DEEPER

These are the versions in your project. Hover over the progress bar for a summary or click a version to see the complete status, including the issues, development data, and potential problems.

Learn more

Releases

QUICK FILTERS: Released Unreleased Archived Merge versions

Version name Start date (optional) Release date (optional) Description (optional) Add

| Version | Status | Progress | Start date | Release date | Description | Actions |
|-------------|------------|--|------------|--------------|-------------|---------|
| Version 3.0 | UNRELEASED | <div style="width: 100%; height: 10px; background-color: #000080;"></div> | | | | ... |
| Version 2.0 | UNRELEASED | <div style="width: 60%; height: 10px; background-color: #008000; background-image: linear-gradient(to right, #000080, #FFD700, #000080);"></div> | | 05/Feb/17 | | ... |

Atlassian JIRA Project Management Software (v7.3.0#73011-sha1:3c73d0e) · About JIRA · Report a problem

Powered by a free Atlassian JIRA evaluation license. Please consider purchasing it today.



You have temporary access to administrative functions. Drop access if you no longer require it. For more information, refer to the documentation.

Sample Scrum Project
SSP board ▾

- Backlog
- Active sprints
- Releases
- Reports
- Issues
- Components

CURRENT PROJECT

- Sample Scrum Project (SSP)

RECENT PROJECTS

- scrum-1 (SCRUM)
- Software
- Business

View All Projects

Import External Project

Create project

15 = 9 = 12 =

GET THE STATUS OF A VERSION AT A GLANCE OR GO DEEPER

These are the versions in your project. Hover over the progress bar for a summary or click a version to see the complete status, including the issues, development data, and potential problems.

[Learn more](#)

Releases

QUICK FILTERS: Released Unreleased Archived Merge versions

Version name Start date (optional) Release date (optional) Description (optional) Add

| Version | Status | Progress | Start date | Release date | Description | Actions |
|-------------|------------|----------------------------------|------------|--------------|-------------|---------|
| Version 3.0 | UNRELEASED | <div style="width: 100%;"></div> | | | | ... |
| Version 2.0 | UNRELEASED | <div style="width: 50%;"></div> | | 05/Feb/17 | | ... |



Sample Scrum Project
SSP board

- Backlog
- Active sprints
- Releases
- Reports
- Issues
- Components

15 = 9 = 12 =

GET THE STATUS OF A VERSION AT A GLANCE OR GO DEEPER

These are the versions in your project. Hover over the progress bar for a summary or click a version to see the complete status, including the issues, development data, and potential problems.

Learn more

Create project

SOFTWARE

- Scrum software development**
Agile development with a board, sprints and stories. Connects with source and build tools.
- Basic software development**
Track development tasks and bugs. Connects with source and build tools.
- Kanban software development**
Optimise development flow with a board. Connects with source and build tools.

BUSINESS

- Project management**
Plan, track and report on all of your work within a project.
- Task management**
Quickly organize and assign simple tasks for you and your team.
- Process management**
Track all the work activity as it transitions through a streamlined process.

Import a project | Create with shared configuration | Create sample data

Next Cancel

Sample Scrum Project
SSP board

- Backlog
- Active sprints
- Releases
- Reports
- Issues
- Components

PROJECT SHORTCUTS
Add a link to useful information for your whole team to see.

+ Add link



GET THE STATUS OF A VERSION AT A GLANCE OR GO DEEPER

These are the versions in your project. Hover over the progress bar for a summary or click a version to see the complete status, including the issues, development data, and potential problems.

[Learn more](#)

Releases

Search

Version name

Version 1.0.0

Version 1.0.1

Version 1.0.2

Merge versions

Add

Actions

...

...

Basic software development

Use this project to work on new features for your product and also track any bugs. This project provides you with a basic workflow and issue type configuration, which you can change later on.

ISSUE TYPES

- Bug
- Task
- Sub-task
- Improvement
- New Feature
- Epic

WORKFLOW

TO DO → IN PROGRESS → IN REVIEW → DONE

Back Select Cancel



Sample Scrum Project
SSP board

- Backlog
- Active sprints
- Releases
- Reports
- Issues
- Components

PROJECT SHORTCUTS
Add a link to useful information for your whole team to see.

+ Add link



GET THE STATUS OF A VERSION AT A GLANCE OR GO DEEPER

These are the versions in your project. Hover over the progress bar for a summary or click a version to see the complete status, including the issues, development data, and potential problems.

[Learn more](#)

Releases

Version name

Version

Version

Merge versions

Basic software development

Name
Max. 80 characters.

Key ?
Max. 10 characters.

Basic software development
Specify a descriptive name and key for your project. For example, the name of the application that you are developing.

You also need to choose a project lead, if you have more than one user. This should be the person who manages development for this project.

Back Submit Cancel



Basic-development
Create board

Issues

Reports

Releases

Components

PROJECT SHORTCUTS
Add a link to useful information for your whole team to see.

+ Add link

Project settings

Open issues

Switch filter

[View all issues and filters](#)

No issues were found to match your search
Try modifying your filter or creating a new issue below

- What needs to be done?
New Bug
- Cancel ...

Basic-development
Create board

Issues
Reports
Releases
Components

Open issues

Switch filter View all issues and filters

Create project

SOFTWARE

- Scrum software development**
Agile development with a board, sprints and stories. Connects with source and build tools.
- Kanban software development**
Optimise development flow with a board. Connects with source and build tools.
- Basic software development**
Track development tasks and bugs. Connects with source and build tools.

BUSINESS

- Project management**
Plan, track and report on all of your work within a project.
- Task management**
Quickly organize and assign simple tasks for you and your team.
- Process management**
Track all the work activity as it transitions through a streamlined process.

[Import a project](#) | [Create with shared configuration](#) | [Create sample data](#) **Next** Cancel

Basic-development
Create board

Issues

Reports

Releases

Components

PROJECT SHORTCUTS
Add a link to useful information for your whole team to see.

+ Add link



Open issues Switch filter

[View all issues and filters](#)


No issues were found to match your search
Try modifying your filter or creating a new issue below

Create project with sample data

SOFTWARE

-  **Scrum software development**
Agile development with a board, sprints and stories. Connects with source and build tools.
-  **Kanban software development**
Optimise development flow with a board. Connects with source and build tools.

BUSINESS

-  **Project management**
Simple project management demo data to demonstrate the core features of JIRA.

Next **Cancel**

Basic-development
Create board

Issues

Reports

Releases

Components

PROJECT SHORTCUTS
Add a link to useful information for your whole team to see.

+ Add link

Open issues

Switch filter

[View all issues and filters](#)

No issues were found to match your search
Try modifying your filter or creating a new issue below

Create project with sample data

SOFTWARE

Scrum software development
Agile development with a board, sprints and stories. Connects with source and build tools.

Kanban software development
Optimise development flow with a board. Connects with source and build tools.

BUSINESS

Project management
Simple project management demo data to demonstrate the core features of JIRA.

Next **Cancel**

Basic-development
Create board

Issues
Reports
Releases
Components

PROJECT SHORTCUTS
Add a link to useful information for your whole team to see.

+ Add link

Open issues Switch filter

[View all issues and filters](#)

No issues were found to match your search
Try modifying your filter or creating a new issue below

Project management

Name
Max. 80 characters.

Key ?
Max. 10 characters.

Project-management

- Summary
- Issues
- Reports

PROJECT SHORTCUTS

- Project management ideas
- Working in a project
- + Add link

Activity [Switch view](#)

<h3>Welcome to the administration of your demonstration project!</h3>
 <p>This is where you can view and change how the project is configured. Use the tabs on the left to navigate to different project settings.</p>



Project Lead
[burgas275@gmail.com](#)
 Last week most active [?](#)

 Key
 PROJ

Atlassian JIRA Project Management Software (v7.3.0#73011-sha1:3c73d0e) · [About JIRA](#) · [Report a problem](#)

Powered by a free Atlassian JIRA evaluation license. Please consider purchasing it today.



Project-management

- Summary
- Issues
- Reports

PROJECT SHORTCUTS

- Project management ideas
- Working in a project
- + Add link

Project settings

Activity Switch view

<h3>Welcome to the administration of your demonstration project!</h3>
 <p>This is where you can view and change how the project is configured. Use the tabs on the left to navigate to different project settings.</p>

Today

burgas275@gmail.com created PROJ-4 - Searching for information

Searching for Information
 Use the Search bar in the top right to quickly find a particular task. For more advanced searches, click 'Search for issues' under the Issues menu.
 Next: [Keyboard shortcuts](#)
 Previous: [Editing tasks](#)

Learn more about
[Read more »](#)

Just now [Comment](#) [Watch](#)

burgas275@gmail.com created PROJ-5 - Keyboard shortcuts

Working faster
 Unable to render embedded object: File (Keyboard.png) not found. Are you a fan of keyboard shortcuts? We are too! Press Unable to render embedded object: File (questionmark.png) not found. to see the list.
 Here are three of our
[Read more »](#)

Just now [Comment](#) [Watch](#)

burgas275@gmail.com created PROJ-6 - What's next?

Now it's your turn!
 Now, it is your turn to create your first task. Click the 'Create' button and get your project started.
If you are a JIRA Core administrator, you can create and customize projects for your organization.

- Click on 'Create'

[Read more »](#)

Just now [Comment](#) [Watch](#)

burgas275@gmail.com commented on PROJ-3 - Editing tasks

Which way are you going to add your comment?

- Keyboard shortcut: Unable to render embedded object: File (m.png) not found.
- Clicking the Comment button below
- Clicking the Comment button in the top section
- Using the Operations Dialog keyboard

[Read more »](#)

Just now [Comment](#) [Watch](#)

burgas275@gmail.com created PROJ-1 - This is your first task

This is your first task.
 Issues are the things you do in a project. In business projects, issues are called tasks.
Types of tasks
 A task can represent a document, a creative asset, a purchase and even a person.
 Unable to render embedded object:

Project Lead
[burgas275@gmail.com](#)

Last week most active ?

Key
 PROJ

Project-management

- Summary
- Issues**
- Reports

PROJECT SHORTCUTS

- Project management ideas
- Working in a project
- + Add link

Open issues [Switch filter](#)

Order by Priority

- PROJ-1
This is your first task
- PROJ-2
Workflows and statuses
- PROJ-3
Editing tasks
- PROJ-4
Searching for information
- PROJ-5
Keyboard shortcuts
- PROJ-6
What's next?

+ Create issue

Project-management / PROJ-1

This is your first task

[Edit](#) [Comment](#) [Assign](#) [More](#) [Start Progress](#) [Done](#) [Admin](#)

Details

| | | | |
|-----------|--|-------------|---------------------------------|
| Type: | <input checked="" type="checkbox"/> Task | Status: | TO DO |
| Priority: | ↑ Medium | | (View Workflow) |
| Labels: | None | Resolution: | Unresolved |

Description

This is your first task.

Issues are the things you do in a project. In business projects, issues are called tasks.

Types of tasks

A task can represent a document, a creative asset, a purchase and even a person.
Unable to render embedded object: File (IssueTypes.png) not found.

Details

The 'Details' section above, provides the information you need, such as priority and status, to help you track the progress of your tasks.
Next: [Workflows and statuses](#)

[Learn more](#)

Activity

All **Comments** Work Log History Activity

There are no comments yet on this issue.

[Comment](#)

View all issues and filters

1 of 6

[Export](#)

People

Assignee: burgas275@gmail.com

Reporter: burgas275@gmail.com

Votes: 0

Watchers: 0 [Start watching this issue](#)

Dates

Created: Just now

Updated: 1 minute ago

HipChat discussions

Do you want to discuss this issue? Connect to HipChat.

[Connect](#) [Dismiss](#)

Project-management

- Summary
- Issues
- Reports**

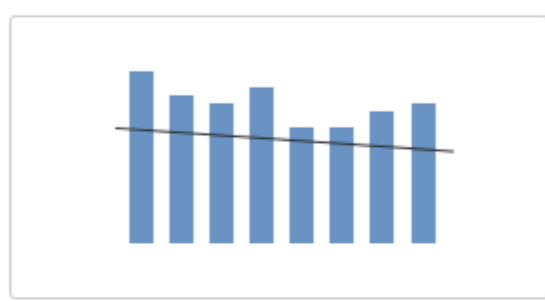
PROJECT SHORTCUTS

- Project management ideas
- Working in a project
- + Add link

Project settings

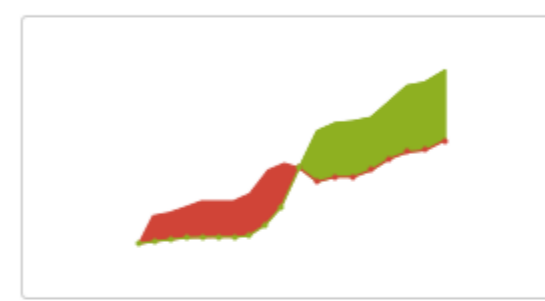
All reports

Issue analysis



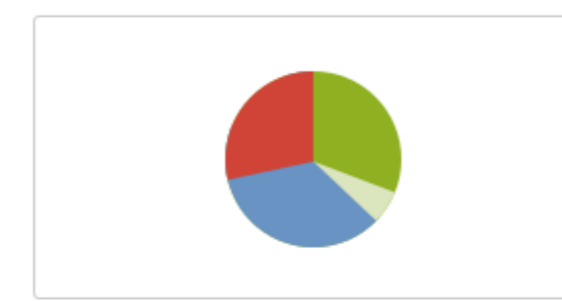
Average Age Report

Shows the average age of unresolved issues for a project or filter. This helps you see whether your backlog is being kept up to date.



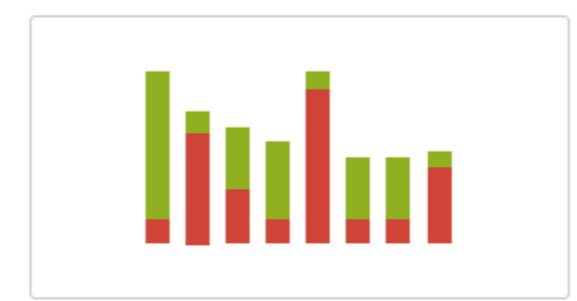
Created vs. Resolved Issues Report

Maps created issues versus resolved issues over a period of time. This can help you understand whether your overall backlog is growing or shrinking.



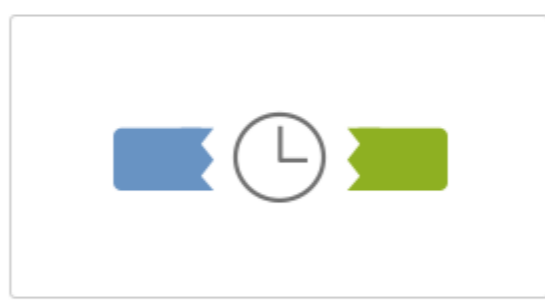
Pie Chart Report

Shows a pie chart of issues for a project/filter grouped by a specified field. This helps you see the breakdown of a set of issues, at a glance.



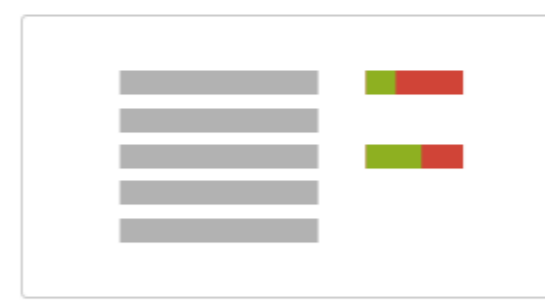
Recently Created Issues Report

Shows the number of issues created over a period of time for a project/filter, and how many were resolved. This helps you understand if your team is keeping up with incoming work.



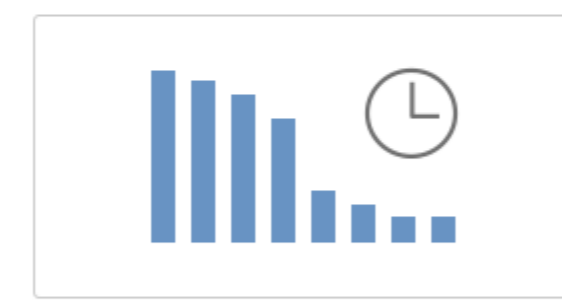
Resolution Time Report

Shows the length of time taken to resolve a set of issues for a project/filter. This helps you identify trends and incidents that you can investigate further.



Single Level Group By Report


Shows issues grouped by a particular field for a filter. This helps you group search results by a field and see the overall status of each group.



Time Since Issues Report

For a date field and project/filter, maps the issues against the date that the field was set. This can help you track how many issues were created, updated, etc, over a period of time.

Forecast & management



Project-management

- Summary
- Issues
- Reports


PROJECT SHORTCUTS

- Project management ideas
- Working in a project
- + Add link

Activity Switch view

<h3>Welcome to the administration of your demonstration project!</h3>
 <p>This is where you can view and change how the project is configured. Use the tabs on the left to navigate to different project settings.</p>


Today

 [burgas275@gmail.com](#) created PROJ-4 - Searching for information

Searching for Information
 Use the Search bar in the top right to quickly find a particular task. For more advanced searches, click 'Search for issues' under the Issues menu.
 Next: [Keyboard shortcuts](#)
 Previous: [Editing tasks](#)


Learn more about
[Read more »](#)

1 minute ago [Comment](#) [Watch](#)

 [burgas275@gmail.com](#) created PROJ-5 - Keyboard shortcuts

Working faster
 Unable to render embedded object: File (Keyboard.png) not found. Are you a fan of keyboard shortcuts? We are too! Press Unable to render embedded object: File (questionmark.png) not found. to see the list.
 Here are three of our
[Read more »](#)

1 minute ago [Comment](#) [Watch](#)


 [burgas275@gmail.com](#) created PROJ-6 - What's next?

Now it's your turn!
 Now, it is your turn to create your first task. Click the 'Create' button and get your project started.
If you are a JIRA Core administrator, you can create and customize projects for your organization.

- Click on 'Create'

[Read more »](#)

1 minute ago [Comment](#) [Watch](#)


 [burgas275@gmail.com](#) commented on PROJ-3 - Editing tasks

Which way are you going to add your comment?


- Keyboard shortcut: Unable to render embedded object: File (m.png) not found.
- Clicking the Comment button below
- Clicking the Comment button in the top section
- Using the Operations Dialog keyboard


[Read more »](#)

1 minute ago [Comment](#) [Watch](#)

 [burgas275@gmail.com](#) created PROJ-1 - This is your first task

This is your first task.
 Issues are the things you do in a project. In business projects, issues are called tasks.
Types of tasks
 A task can represent a document, a creative asset, a purchase and even a person.
 Unable to render embedded object:

Project Lead
 [burgas275@gmail.com](#)

Last week most active [?](#)


Key
 PROJ

Project-management

Summary

Issues

Reports

PROJECT SHORTCUTS

Project management ideas

Working in a project

+ Add link

Create Issue

Configure Fields

Project* **Project-management (PROJ)**

Issue Type* **Basic-development (BAS)**

Summary*

Reporter*

Due Date

Description

Assignee **Automatic**

Priority **Medium**

Labels

Original Estimate (eg. 3w 4d 12h)

Remaining Estimate (eg. 3w 4d 12h)

Create another **Create** Cancel

Activity

Lead

rgas275@gmail.com

Week most active

Project-management

Activity

Summary

Issues

Reports

PROJECT SHORTCUTS

Project management ideas

Working in a project

+ Add link

Today

burgas275@gmail.com

Search

Use the search bar to find issues, reports, and more.

Learn more about JIRA search

burgas275@gmail.com

Work in a project

Unable to render embedded object.

Here's what you've read recently

burgas275@gmail.com

Now working in a project

Now, you can work in a project

If you're working in a project

Read more about working in a project

burgas275@gmail.com

When you're working in a project

Read more about working in a project

burgas275@gmail.com

This is the first issue in the project

Type

Create Issue

[Configure Fields](#)

Project*

Issue Type* ?

- Story
- Bug
- Epic

Summary*

Reporter*

Start typing to get a list of possible matches.

Component/s **None**

Description

Style | B | I | U | A | | | | | |

Visual | Text

Fix Version/s **None**

Priority ?

Labels

Begin typing to find and create labels or press down to select a suggested label.

Linked Issues

Issue

Begin typing to search for issues to link. If you leave it blank, no link will be made.

Assignee

[Assign to me](#)

Epic Link

Choose an epic to assign this issue to.

Create another

Search

Lead

burgas275@gmail.com

Week most active ?

Unable to render embedded object.

Project-management

Activity

Summary

Issues

Reports

PROJECT SHORTCUTS

Project management ideas

Working in a project

+ Add link

Today

burgas275@gmail.com

Search

Lead

burgas275@gmail.com

Week most active

Create Issue

[Configure Fields](#)

Project*

Issue Type*

Summary*

Reporter*
Start typing to get a list of possible matches.

Component/s **None**

Description
Visual Text

Fix Version/s **None**

Priority

Labels
Begin typing to find and create labels or press down to select a suggested label.

Linked Issues

Issue
Begin typing to search for issues to link. If you leave it blank, no link will be made.

Assignee
[Assign to me](#)

Epic Link
Choose an epic to assign this issue to.

Create another [Create](#) [Cancel](#)

Project-management

Activity

Summary

Issues

Reports

PROJECT SHORTCUTS

Project management ideas

Working in a project

+ Add link

Today

burgas275@gmail.com

Search

Use the search bar to find issues, reports, and project information.

For more information, refer to the documentation.

Next

Previous

Learn more

Read more

burgas275@gmail.com

Work in progress

Unable to render embedded object

Here

Read more

burgas275@gmail.com

Now

Now, you can see the progress of your work.

If you

Read more

burgas275@gmail.com

When

Read more

burgas275@gmail.com

This

Issue

Type

Create Issue

[Configure Fields](#)

Project*

Issue Type*

Summary*

Reporter*
Start typing to get a list of possible matches.

Component/s **None**

Description

Fix Version/s **None**

Priority
Highest
High
Low
Lowest

Labels
down to select a suggested label.

Linked Issues

Assignee
[Assign to me](#)

Epic Link
Choose an epic to assign this issue to.

Create another **Create** Cancel

Search

Lead

burgas275@gmail.com

Week most active

Unable to render embedded object

Project-management

Activity

Summary

Issues

Reports

PROJECT SHORTCUTS

Project management ideas

Working in a project

+ Add link

Today

burgas275@gmail.com

Search

Use the search bar to find issues, reports, and project shortcuts.

Learn more about JIRA search

Read the documentation

burgas275@gmail.com

Work in a project

Unable to embed content

Here's what happened

Read the documentation

burgas275@gmail.com

Now working in a project

If you're having trouble

Read the documentation

burgas275@gmail.com

When you create an issue

Read the documentation

burgas275@gmail.com

This is the default

Type

Create Issue

[Configure Fields](#)

Project*

Issue Type*

Summary*

Reporter*
Start typing to get a list of possible matches.

Component/s **None**

Description

Fix Version/s **None**

Priority

Labels

Linked Issues

Issue

Assignee
[Assign to me](#)

Epic Link

Create another [Create](#) [Cancel](#)

Search

Lead

burgas275@gmail.com

Week most active

Project-management

Activity

Summary

Issues

Reports

PROJECT SHORTCUTS

Project management ideas

Working in a project

+ Add link

Today

burgas275@gmail.com

Search

Lead

burgas275@gmail.com

Week most active

Create Issue Configure Fields

Project*

Issue Type*

Summary*

Reporter*
Start typing to get a list of possible matches.

Component/s **None**

Description

Fix Version/s **None**

Priority

Labels

Linked Issues

Issue

Assignee

Epic Link

Create another

Project-management

Activity

Summary

Issues

Reports

PROJECT SHORTCUTS

Project management ideas

Working in a project

+ Add link

Today

burgas275@gmail.com

Search

Use the search bar to find issues, reports, and other content.

Learn more about JIRA search

Read the documentation

burgas275@gmail.com

Work in progress

Unable to embed content

Here's what you've read

Read the documentation

burgas275@gmail.com

Now working in a project

Now, you can work in a project

If you're a project manager

Read the documentation

burgas275@gmail.com

When you create an issue

Read the documentation

burgas275@gmail.com

This is your first task

Type

Create Issue

[Configure Fields](#)

Project*

Issue Type*

Summary*

Reporter*
Start typing to get a list of possible matches.

Component/s **None**

Description
Visual | Text

Fix Version/s **None**

Priority

Labels

Linked Issues

Issue

Assignee

Epic Link

Choose an epic to assign this issue to.

Create another

Search

Lead

burgas275@gmail.com

Week most active

You have temporary access to administrative functions. Drop access if you no longer require it. For more information, refer to the documentation.

JIRA Dashboards

Project-management

Summary

Issues

Reports

PROJECT SHORTCUTS

Project management ideas

Working in a project

+ Add link

Project settings

Issue Selector

Select multiple issues

Recent Issues
 From Filter

Please select a value

Issues you have recently viewed

| | | | |
|--------|---|---|-------|
| PROJ-1 | This is your first task | ↑ | TO DO |
| SSP-8 | As a product owner, I'd like to include bugs, tasks and other issue types in my ... | ↑ | TO DO |

First 50 issues from your current search

| | | | |
|--------|---------------------------|---|-------|
| PROJ-1 | This is your first task | ↑ | TO DO |
| PROJ-2 | Workflows and statuses | ↑ | TO DO |
| PROJ-3 | Editing tasks | ↑ | TO DO |
| PROJ-4 | Searching for information | ↑ | TO DO |
| PROJ-5 | Keyboard shortcuts | ↑ | TO DO |
| PROJ-6 | What's next? | ↑ | TO DO |

Configure Fields

Lead

rgas275@gmail.com

Week most active

Issue: PROJ-1 x

Assignee: Automatic

Epic Link

Create another **Create** Cancel

You have temporary access to administrative functions. Drop access if you no longer require it. For more information, refer to the documentation.

JIRA Dashboards

Project-management

Summary

Issues

Reports

PROJECT SHORTCUTS

Project management ideas

Working in a project

+ Add link

Project settings

Issue Selector

Select multiple issues

Recent Issues
 From Filter

Please select a value

Issues you have recently viewed

| | | | |
|--------|---|---|-------|
| PROJ-1 | This is your first task | ↑ | TO DO |
| SSP-8 | As a product owner, I'd like to include bugs, tasks and other issue types in my ... | ↑ | TO DO |

First 50 issues from your current search

| | | | |
|--------|---------------------------|---|-------|
| PROJ-1 | This is your first task | ↑ | TO DO |
| PROJ-2 | Workflows and statuses | ↑ | TO DO |
| PROJ-3 | Editing tasks | ↑ | TO DO |
| PROJ-4 | Searching for information | ↑ | TO DO |
| PROJ-5 | Keyboard shortcuts | ↑ | TO DO |
| PROJ-6 | What's next? | ↑ | TO DO |

Begin typing to search for issues to link. If you leave it blank, no link will be made.

Assignee: Automatic

Assign to me

Epic Link: Choose an epic to assign this issue to.

Create another **Create** Cancel

Search

Lead

rgas275@gmail.com

Week most active

Unable to render embedded object.

You have temporary access to administrative functions. Drop access if you no longer require it. For more information, refer to the documentation.

JIRA Dashboards

Project-management

Summary

Issues

Reports

PROJECT SHORTCUTS

Project management ideas

Working in a project

+ Add link

Issue Selector

Recent Issues
 From Filter

Please select a value

Issues you have recently viewed

| | | | | |
|-------------------------------------|--------|---|---|-------|
| <input checked="" type="checkbox"/> | PROJ-1 | This is your first task | ↑ | TO DO |
| <input checked="" type="checkbox"/> | SSP-8 | As a product owner, I'd like to include bugs, tasks and other issue types in my ... | ↑ | TO DO |

Select issues

First 50 issues from your current search

| | | | | |
|--------------------------|--------|---------------------------|---|-------|
| <input type="checkbox"/> | PROJ-1 | This is your first task | ↑ | TO DO |
| <input type="checkbox"/> | PROJ-2 | Workflows and statuses | ↑ | TO DO |
| <input type="checkbox"/> | PROJ-3 | Editing tasks | ↑ | TO DO |
| <input type="checkbox"/> | PROJ-4 | Searching for information | ↑ | TO DO |
| <input type="checkbox"/> | PROJ-5 | Keyboard shortcuts | ↑ | TO DO |
| <input type="checkbox"/> | PROJ-6 | What's next? | ↑ | TO DO |

Select issues

Configure Fields

Lead

rgas275@gmail.com

Week most active

Assignee: Automatic

Assign to me

Epic Link

Choose an epic to assign this issue to.

Create another **Create** Cancel

You have temporary access to administrative functions. Drop access if you no longer require it. For more information, refer to the documentation.

JIRA Dashboards

Project-management

Summary

Issues

Reports

PROJECT SHORTCUTS

Project management ideas

Working in a project

+ Add link

Issue Selector

Recent Issues
 From Filter

Please select a value

Issues you have recently viewed

| | | | | |
|-------------------------------------|--------|---|---|-------|
| <input checked="" type="checkbox"/> | PROJ-1 | This is your first task | ↑ | TO DO |
| <input checked="" type="checkbox"/> | SSP-8 | As a product owner, I'd like to include bugs, tasks and other issue types in my ... | ↑ | TO DO |

Select issues

First 50 issues from your current search

| | | | | |
|-------------------------------------|--------|---------------------------|---|-------|
| <input checked="" type="checkbox"/> | PROJ-1 | This is your first task | ↑ | TO DO |
| <input type="checkbox"/> | PROJ-2 | Workflows and statuses | ↑ | TO DO |
| <input type="checkbox"/> | PROJ-3 | Editing tasks | ↑ | TO DO |
| <input type="checkbox"/> | PROJ-4 | Searching for information | ↑ | TO DO |
| <input type="checkbox"/> | PROJ-5 | Keyboard shortcuts | ↑ | TO DO |
| <input type="checkbox"/> | PROJ-6 | What's next? | ↑ | TO DO |

Select issues

Configure Fields

Lead

rgas275@gmail.com

Week most active

Assignee: Automatic

Assign to me

Epic Link

Choose an epic to assign this issue to.

Create another **Create** Cancel

Project-management

Activity

Summary

Issues

Reports

PROJECT SHORTCUTS

Project management ideas

Working in a project

+ Add link

Today

burgas275@gmail.com

Search

Use the search bar to find issues, reports, and project shortcuts.

Learn more about JIRA search

burgas275@gmail.com

Work in a project

Unable to render embedded object

Here are the most active issues in your project

Read more about JIRA activity

burgas275@gmail.com

Now working in a project

Now, you can see the activity of the issues you are working on.

If you are working on an issue, you can see the activity of the issue.

Read more about JIRA activity

burgas275@gmail.com

When you are working on an issue, you can see the activity of the issue.

Read more about JIRA activity

burgas275@gmail.com

This is the activity of the issue you are working on.

Type

Create Issue

[Configure Fields](#)

Project*

Issue Type*

Summary*

Reporter*
Start typing to get a list of possible matches.

Component/s **None**

Description

Fix Version/s **None**

Priority

Labels

Linked Issues

Issue

Assignee
[Assign to me](#)

Epic Link

Create another [Create](#) [Cancel](#)

Search

Lead

burgas275@gmail.com

Week most active

Project-management

Summary

Issues

Reports

PROJECT SHORTCUTS

Project management ideas

Working in a project

+ Add link

Activity

<h3>Welcome

<p>This is whe

settings.</p>

Today

burga

Seal

Use t

For n

Next

Previ

Learn

Read

burga

Wor

Unab

embe

Here

Read

burga

Now

Now,

If yo

Read

burga

Wh

Rea

burga

This

Issue

Type

Create Issue

Issue Type* **Story**

Summary*

Reporter*

Component/s **None**

Description

Fix Version/s **None**

Priority **Medium**

Labels

Linked Issues

Issue

Assignee

Epic Link

Sprint

Create **Cancel**

Search

Lead

rgas275@gmail.com

Week most active

JIRA Dashboards Projects Issues Board

Project-management

Summary
Issues
Reports

PROJECT SHORTCUTS
Project management ideas
Working in a project
+ Add link

Activity

Today

burgas275@gmail.com

Search

Create Issue Configure Fields

Summary* developer, ASP.NET developer, MS SQL developer and system administrator

Reporter* burgas275@gmail.com
Start typing to get a list of possible matches.

Component/s **None**

Description
Style | B | I | U | A | Start typing to get a list of possible matches.

Visual | Text

Fix Version/s **None**

Priority **Medium**

Labels **demo**

Linked Issues **blocks**

Issue **PROJ-1** **SSP-8**

Assignee burgas275@gmail.com
[Assign to me](#)

Epic Link

Sprint **Sample Sprint 2**
JIRA Software sprint field

Sprint scope will be affected by this action.

Create another **Create** Cancel

Search

Lead
burgas275@gmail.com

Week most active

Project-management

- Summary
- Issues
- Reports

PROJECT SHORTCUTS


- Project management ideas
- Working in a project
- + Add link

Project settings

Activity Switch view

<h3>Welcome to the administration of your demonstration project!</h3>
 <p>This is where you can view and change how the project is configured. Use the tabs on the left to navigate to different project settings.</p>

Today


 [burgas275@gmail.com](#) created PROJ-4 - Searching for information

Searching for Information

Use the Search bar in the top right to quickly find a particular task. For more advanced searches, click 'Search for issues' under the Issues menu.
 Next: [Keyboard shortcuts](#)
 Previous: [Editing tasks](#)

Learn more about
 Read more »


4 minutes ago [Comment](#) [Watch](#)

 [burgas275@gmail.com](#) created PROJ-5 - Keyboard shortcuts

Working faster

Unable to render embedded object: File (Keyboard.png) not found. Are you a fan of keyboard shortcuts? We are too! Press Unable to render embedded object: File (questionmark.png) not found. to see the list.
 Here are three of our
 Read more »

4 minutes ago [Comment](#) [Watch](#)

 [burgas275@gmail.com](#) created PROJ-6 - What's next?


Now it's your turn!

Now, it is your turn to create your first task. Click the 'Create' button and get your project started.
If you are a JIRA Core administrator, you can create and customize projects for your organization.

- Click on 'Create'

Read more »

4 minutes ago [Comment](#) [Watch](#)


 [burgas275@gmail.com](#) commented on PROJ-3 - Editing tasks

Which way are you going to add your comment?

- Keyboard shortcut: Unable to render embedded object: File (m.png) not found.
- Clicking the Comment button below
- Clicking the Comment button in the top section
- Using the Operations Dialog keyboard

Read more »


4 minutes ago [Comment](#) [Watch](#)

 [burgas275@gmail.com](#) created PROJ-1 - This is your first task


This is your first task.

Issues are the things you do in a project. In business projects, issues are called tasks.
Types of tasks
 A task can represent a document, a creative asset, a purchase and even a person.

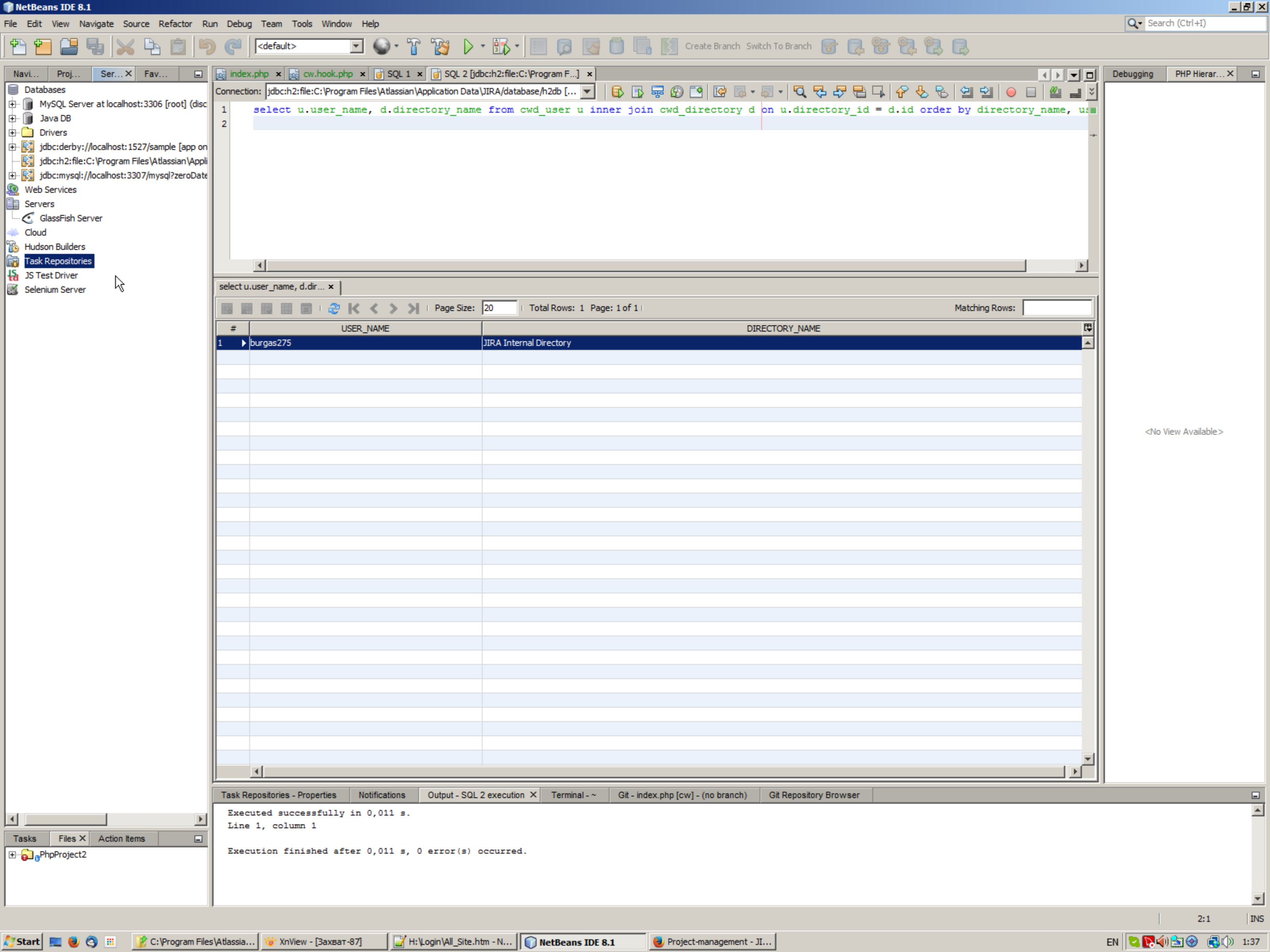
Refresh

Project Lead
 [burgas275@gmail.com](#)

Last week most active ?



Key
 PROJ



Navi... Proj... Ser... x Fav... x

- Databases
 - MySQL Server at localhost:3306 [root] (disc)
 - Java DB
 - Drivers
 - jdbc:derby://localhost:1527/sample [app on]
 - jdbc:h2:file:C:\Program Files\Atlassian\Appli
 - jdbc:mysql://localhost:3307/mysql?zeroDate
- Web Services
- Servers
 - GlassFish Server
 - Cloud
 - Hudson Builders
 - Task Repositories
 - JS Test Driver
 - Selenium Server

index.php x cw.hook.php x SQL 1 x SQL 2 [jdbc:h2:file:C:\Program F...]

Connection: jdbc:h2:file:C:\Program Files\Atlassian\Application Data\JIRA/database/h2db [...]

```

1 select u.user_name, d.directory_name from cwd_user u inner join cwd_directory d on u.directory_id = d.id order by directory_name, u
2

```

select u.user_name, d.dir... x

Page Size: 20 | Total Rows: 1 | Page: 1 of 1 | Matching Rows:

| # | USER_NAME | DIRECTORY_NAME |
|---|-----------|-------------------------|
| 1 | burgas275 | JIRA Internal Directory |

Debugging PHP Hierar... x

<No View Available>

Tasks Files x Action Items

PhpProject2

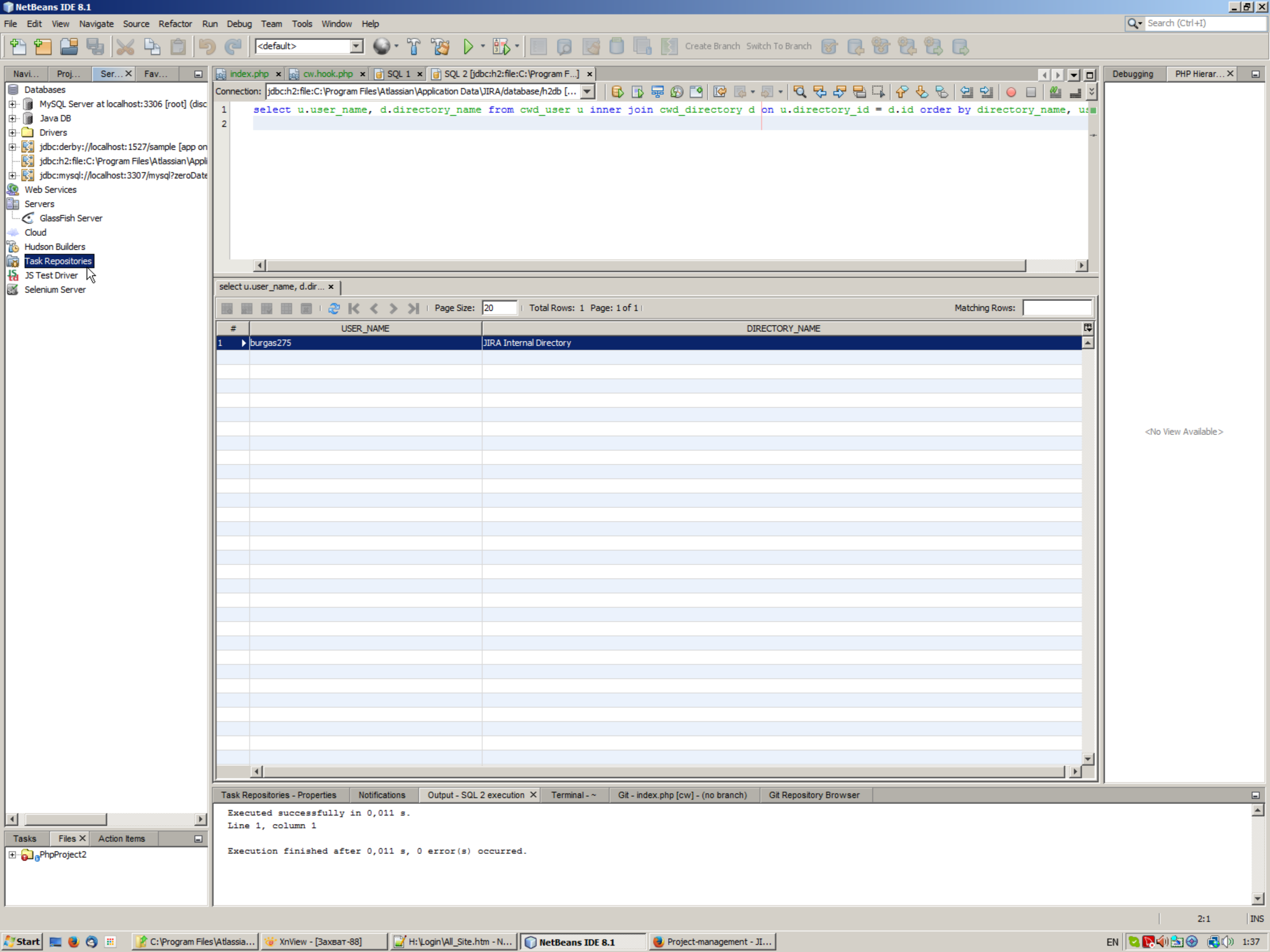
Task Repositories - Properties Notifications Output - SQL 2 execution x Terminal - ~ Git - index.php [cw] - (no branch) Git Repository Browser

```

Executed successfully in 0,011 s.
Line 1, column 1

Execution finished after 0,011 s, 0 error(s) occurred.

```



Navigation pane showing project structure:

- Navi...
- Proj...
- Ser... X
- Fav...
- Databases
 - MySQL Server at localhost:3306 [root] (disc)
 - Java DB
 - Drivers
 - jdbc:derby://localhost:1527/sample [app on
 - jdbc:h2:file:C:\Program Files\Atlassian\Appli
 - jdbc:mysql://localhost:3307/mysql?zeroDate
- Web Services
- Servers
 - GlassFish Server
 - Cloud
 - Hudson Builders
 - Task Repositories
 - JS Test Driver
 - Selenium Server

Connection: jdbc:h2:file:C:\Program Files\Atlassian\Application Data\JIRA/database/h2db [...]

```

1  select u.user_name, d.directory_name from cwd_user u inner join cwd_directory d on u.directory_id = d.id order by directory_name, u
2

```

select u.user_name, d.dir... x

Page Size: 20 | Total Rows: 1 | Page: 1 of 1 | Matching Rows: 1

| # | USER_NAME | DIRECTORY_NAME |
|---|-----------|-------------------------|
| 1 | burgas275 | JIRA Internal Directory |

Debugging | PHP Hierar... X

<No View Available>

Tasks | Files X | Action Items

PhpProject2

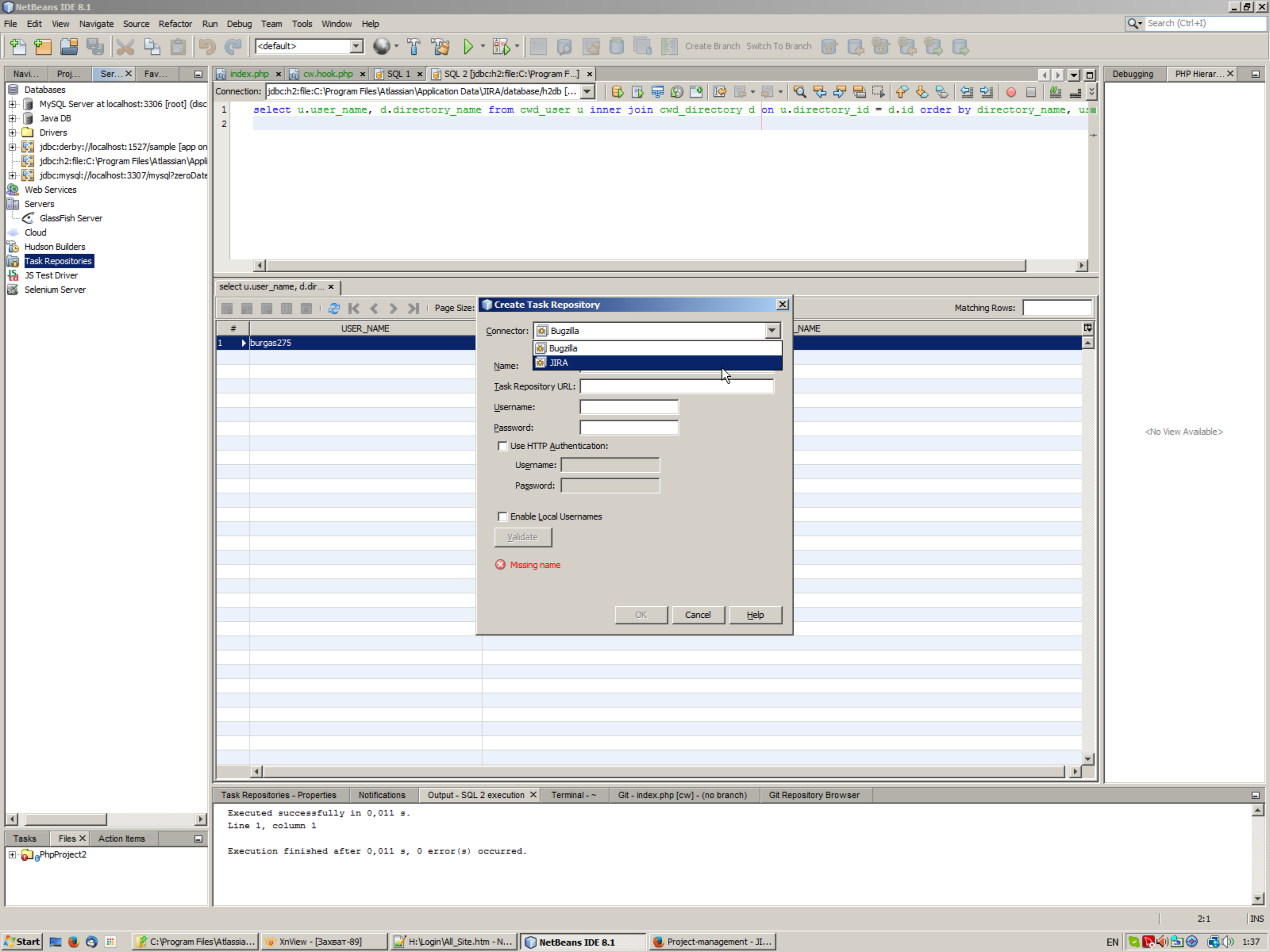
Task Repositories - Properties | Notifications | Output - SQL 2 execution X | Terminal - ~ | Git - index.php [cw] - (no branch) | Git Repository Browser

```

Executed successfully in 0,011 s.
Line 1, column 1

Execution finished after 0,011 s, 0 error(s) occurred.

```



Project-management

Summary

Issues

Reports

PROJECT SHORTCUTS

Project management ideas

Working in a project

+ Add link

CURRENT PROJECT

scrum-1 (SCRUM)

RECENT PROJECTS

Project-management (PROJ)

Basic-development (BAS)

Sample Scrum Project (SSP)

Software

Business

View All Projects

Import External Project

Create project

Project Lead

burgas275@gmail.com

Last week most active

Key

PROJ

Learn more about

Read more »

6 minutes ago Comment Watch

burgas275@gmail.com created PROJ-5 - Keyboard shortcuts

Working faster

Unable to render embedded object: File (Keyboard.png) not found. Are you a fan of keyboard shortcuts? We are too! Press Unable to render embedded object: File (questionmark.png) not found. to see the list.

Here are three of our

Read more »

6 minutes ago Comment Watch

burgas275@gmail.com created PROJ-6 - What's next?

Now it's your turn!

Now, it is your turn to create your first task. Click the 'Create' button and get your project started.

If you are a JIRA Core administrator, you can create and customize projects for your organization.

- Click on 'Create'

Read more »

6 minutes ago Comment Watch

burgas275@gmail.com commented on PROJ-3 - Editing tasks

Which way are you going to add your comment?

- Keyboard shortcut: Unable to render embedded object: File (m.png) not found.
- Clicking the Comment button below
- Clicking the Comment button in the top section
- Using the Operations Dialog keyboard

Read more »

6 minutes ago Comment Watch

burgas275@gmail.com created PROJ-1 - This is your first task

This is your first task.

Issues are the things you do in a project. In business projects, issues are called tasks.

Types of tasks

A task can represent a document, a creative asset, a purchase and even a person.

Unable to render embedded object:

scrum-1 SCRUM board

- Backlog
- Active sprints
- Releases
- Reports
- Issues
- Components

PROJECT SHORTCUTS

Add a link to useful information for your whole team to see.

+ Add link

Backlog

QUICK FILTERS: Only My Issues Recently Updated

Sample Sprint 2 1 issue

22/Jan/17 4:17 PM • 05/Feb/17 4:37 PM



SCRUM-1 VB.NET developer, ASP.NET developer, MS SQL developer and system administrator

Board

- Configure
- Copy
- Create board
- Show detail view
- Show versions panel
- Show epics panel
- Hide epic labels
- Print cards

Backlog 0 issues

Create Sprint

There are currently no issues in the backlog

+ Create issue



Navi... Proj... Ser... x Fav... x

Databases

- MySQL Server at localhost:3306 [root] (disc)
- Java DB
- Drivers
- jdbc:derby://localhost:1527/sample [app on
- jdbc:h2:file:C:\Program Files\Atlassian\Appli
- jdbc:mysql://localhost:3307/mysql?zeroDate

Web Services

Servers

- GlassFish Server
- Cloud
- Hudson Builders
- Task Repositories
- JS Test Driver
- Selenium Server

index.php x cw.hook.php x SQL 1 x SQL 2 [jdbc:h2:file:C:\Program F...]

Connection: jdbc:h2:file:C:\Program Files\Atlassian\Application Data\JIRA/database/h2db [...]

```

1 select u.user_name, d.directory_name from cwd_user u inner join cwd_directory d on u.directory_id = d.id order by directory_name, u
2

```

select u.user_name, d.dir... x

| # | USER_NAME |
|---|-----------|
| 1 | burgas275 |

Create Task Repository

Connector: JIRA

Name: Local-JIRA

Task Repository URL: http://localhost:8080

Username: burgas275

Password: *****

Use HTTP Authentication:

Username: _____

Password: _____

Validate

OK Cancel Help

Matching Rows: _____

Debugging PHP Hierar... x

<No View Available>

Tasks Files x Action Items

PhpProject2

Task Repositories - Properties Notifications Output - SQL 2 execution x Terminal - ~ Git - index.php [cw] - (no branch) Git Repository Browser

```


Executed successfully in 0,011 s.
Line 1, column 1

Execution finished after 0,011 s, 0 error(s) occurred.

```

System Dashboard

Introduction



Welcome to JIRA

Not sure where to start? Check out the [JIRA 101 guide](#) and [Atlassian training course](#).

You can [customize this text](#) in the Administration section.

Assigned to Me

| T | Key | Summary | P ↓ |
|-------------------------------------|--------|--|-----|
| | SSP-13 | As a developer, I can update details on an item using the Detail View >> Click the "SSP-13" link at the top of this card to open the detail view | ↑ |
| | SSP-10 | As a developer, I can update story and task status with drag and drop (click the triangle at far left of this story to show sub-tasks) | ↑ |
| | SSP-11 | SSP-10 / Update task status by dragging and dropping from column to column >> Try dragging this task to "Done" | ↑ |
| | SSP-14 | As a user, I can find important items on the board by using the customisable "Quick Filters" above >> Try clicking the "Only My Issues" Quick Filter above | ↑ |
| | SSP-7 | SSP-6 / This is a sample task. Tasks are used to break down the steps to implement a user story | ↑ |
| <input checked="" type="checkbox"/> | PROJ-2 | Workflows and statuses | ↑ |
| <input checked="" type="checkbox"/> | PROJ-3 | Editing tasks | ↑ |
| <input checked="" type="checkbox"/> | PROJ-1 | This is your first task | ↑ |
| <input checked="" type="checkbox"/> | PROJ-4 | Searching for information | ↑ |
| <input checked="" type="checkbox"/> | PROJ-5 | Keyboard shortcuts | ↑ |

1-10 of 12 1 2 ▶

Activity Stream

Your Company JIRA

Today

burgas275@gmail.com linked 2 issues

SSP-8 - As a product owner, I'd like to include bugs, tasks and other issue types in my backlog >> Bugs like this one will also appear in your backlog but they are not normally estimated

is blocked by

SCRUM-1 - VB.NET developer, ASP.NET developer, MS SQL developer and system administrator

8 minutes ago

burgas275@gmail.com linked 2 issues

PROJ-1 - This is your first task

is blocked by

SCRUM-1 - VB.NET developer, ASP.NET developer, MS SQL developer and system administrator

8 minutes ago









burgas275@gmail.com created SCRUM-1 - VB.NET developer, ASP.NET developer, MS SQL developer and system administrator

SuccessStory

8 minutes ago [Comment](#)

Projects
Project categories

Project list Create project

| Name | Key | Project Type | URL | Project Lead | Default Assignee | Project Category | Actions |
|--|-------|--|--------|---------------------|------------------|------------------|---|
|  Basic-development | BAS |  Software | No URL | burgas275@gmail.com | Unassigned | | Edit Delete |
|  Project-management | PROJ |  Business | No URL | burgas275@gmail.com | Unassigned | | Edit Delete |
|  Sample Scrum Project | SSP |  Software | No URL | burgas275@gmail.com | Unassigned | | Edit Delete |
|  scrum-1 | SCRUM |  Software | No URL | burgas275@gmail.com | Unassigned | | Edit Delete |

Atlassian JIRA Project Management Software (v7.3.0#73011-sha1:3c73d0e) · About JIRA · Report a problem









Powered by a free Atlassian JIRA evaluation license. Please consider purchasing it today.



Projects
Project categories

Project list

Create project

| Name | Key | Project Type | URL | Project Lead | Default Assignee | Project Category | Actions |
|--|-------|--|--------|---------------------|------------------|------------------|---|
|  Basic-development | BAS |  Software | No URL | burgas275@gmail.com | Unassigned | | Edit Delete |
|  Project-management | PROJ |  Business | No URL | burgas275@gmail.com | Unassigned | | Edit Delete |
|  Sample Scrum Project | SSP |  Software | No URL | burgas275@gmail.com | Unassigned | | Edit Delete |
|  scrum-1 | SCRUM |  Software | No URL | burgas275@gmail.com | Unassigned | | Edit Delete |

Atlassian JIRA Project Management Software (v7.3.0#73011-sha1:3c73d0e) · About JIRA · Report a problem

Powered by a free Atlassian JIRA evaluation license. Please consider purchasing it today.



- Project settings
- Summary
- Details**
- Re-index project
- Delete project
- Issue types
 - Bug
 - Epic
 - Improvement
 - New Feature
 - Sub-task
 - Task
- Workflows
- Screens
- Fields
- Versions
- Components
- Users and roles
- Permissions
- Issue Security
- Notifications
- HipChat integration
- Development tools
- Issue collectors

Details


Name*

Key* ⓘ

URL

Project type* ⓘ

Project category ⓘ

Avatar*  select image

Description











Save details

Cancel

Projects
Project categories

Project list Create project

| Name | Key | Project Type | URL | Project Lead | Default Assignee | Project Category | Actions |
|--|-------|--|---|---------------------|------------------|------------------|---|
|  Basic-development | BAS |  Software | http://localhost:8080/Basic | burgas275@gmail.com | Unassigned | | Edit Delete |
|  Project-management | PROJ |  Business | No URL | burgas275@gmail.com | Unassigned | | Edit Delete |
|  Sample Scrum Project | SSP |  Software | No URL | burgas275@gmail.com | Unassigned | | Edit Delete |
|  scrum-1 | SCRUM |  Software | No URL | burgas275@gmail.com | Unassigned | | Edit Delete |

Atlassian JIRA Project Management Software (v7.3.0#73011-sha1:3c73d0e) · About JIRA · Report a problem

Powered by a free Atlassian JIRA evaluation license. Please consider purchasing it today.





Navigation pane showing project structure:

- Databases
 - MySQL Server at localhost:3306 [root] (disc)
 - Java DB
 - Drivers
 - jdbc:derby://localhost:1527/sample [app on
 - jdbc:h2:file:C:\Program Files\Atlassian\Appli
 - jdbc:mysql://localhost:3307/mysql?zeroDate
- Web Services
- Servers
 - GlassFish Server
- Cloud
- Hudson Builders
- Task Repositories
- JS Test Driver
- Selenium Server

```

Connection: jdbc:h2:file:C:\Program Files\Atlassian\Application Data\JIRA/database/h2db [...]
1 select u.user_name, d.directory_name from cwd_user u inner join cwd_directory d on u.directory_id = d.id order by directory_name, u
2

```

SQL Results Table:

| # | USER_NAME |
|---|-----------|
| 1 | burgas275 |

Create Task Repository dialog:

- Connector: JIRA
- Name: Local-JIRA
- Task Repository URL: http://localhost:8080/Basic
- Username: burgas275
- Password: [masked]
- Use HTTP Authentication:
 - Username: []
 - Password: []
- Buttons: Validate, OK, Cancel, Help

Debugging and PHP Hierarchy panes.

PHP Hierarchy: <No View Available>

Tasks, Files, Action Items

- PhpProject2

Task Repositories - Properties | Notifications | Output - SQL 2 execution X | Terminal - ~ | Git - index.php [cw] - (no branch) | Git Repository Browser

```

Executed successfully in 0,011 s.
Line 1, column 1

Execution finished after 0,011 s, 0 error(s) occurred.









```

You have temporary access to administrative functions. [Drop access](#) if you no longer require it. For more information, refer to the [documentation](#).

Projects
Project categories

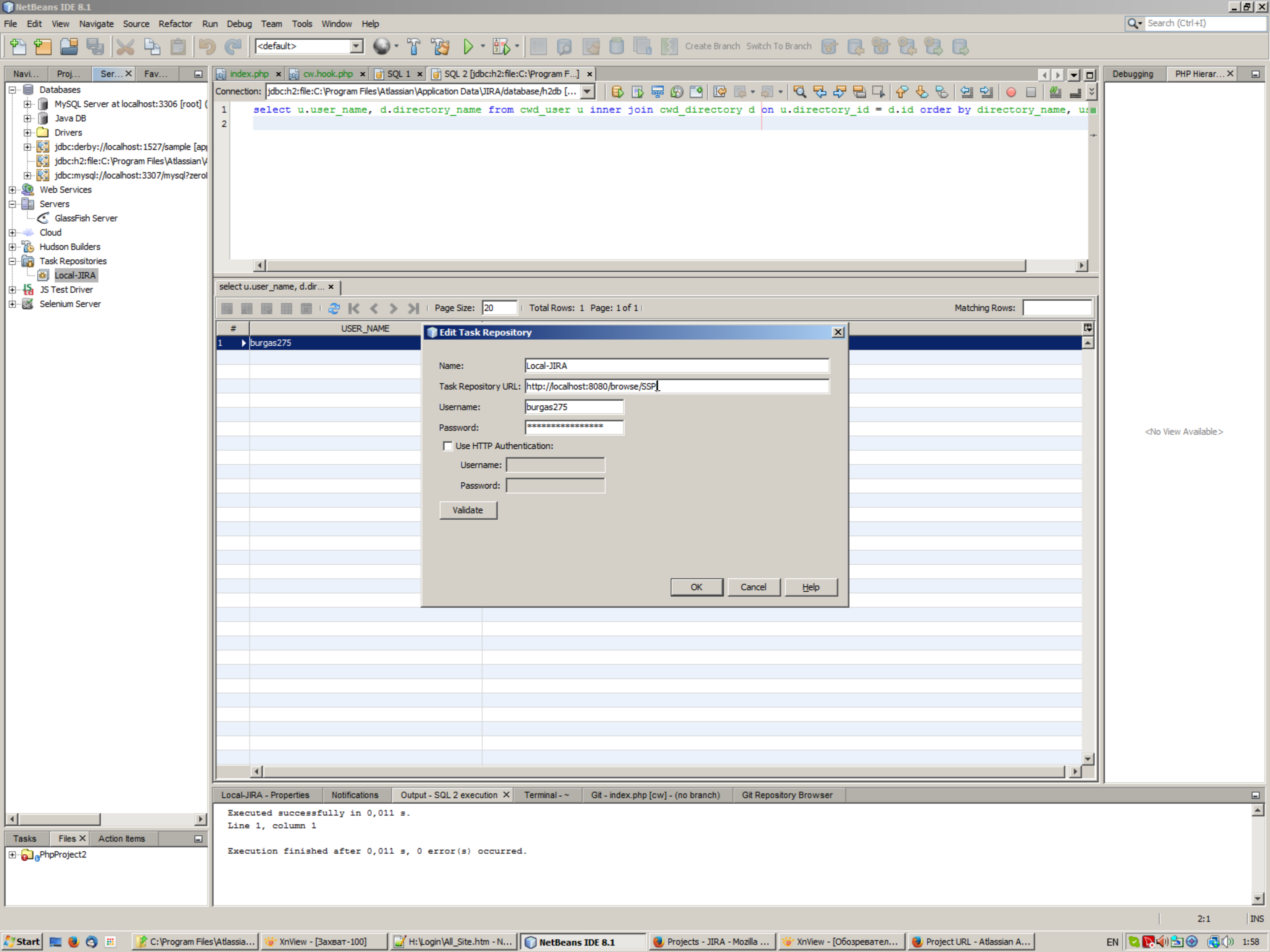
Project list

[Create project](#)

| Name | Key | Project Type | URL | Project Lead | Default Assignee | Project Category | Actions |
|--|-------|--|--------|--|------------------|------------------|---|
|  Basic-development | BAS |  Software | No URL | burgas275@gmail.com | Unassigned | | Edit Delete |
|  Project-management | PROJ |  Business | No URL | burgas275@gmail.com | Unassigned | | Edit Delete |
|  Sample Scrum Project | SSP |  Software | No URL | burgas275@gmail.com | Unassigned | | Edit Delete |
|  scrum-1 | SCRUM |  Software | No URL | burgas275@gmail.com | Unassigned | | Edit Delete |

Atlassian JIRA Project Management Software (v7.3.0#73011-sha1:3c73d0e) · [About JIRA](#) · [Report a problem](#)
Powered by a free Atlassian JIRA evaluation license. Please consider purchasing it today.













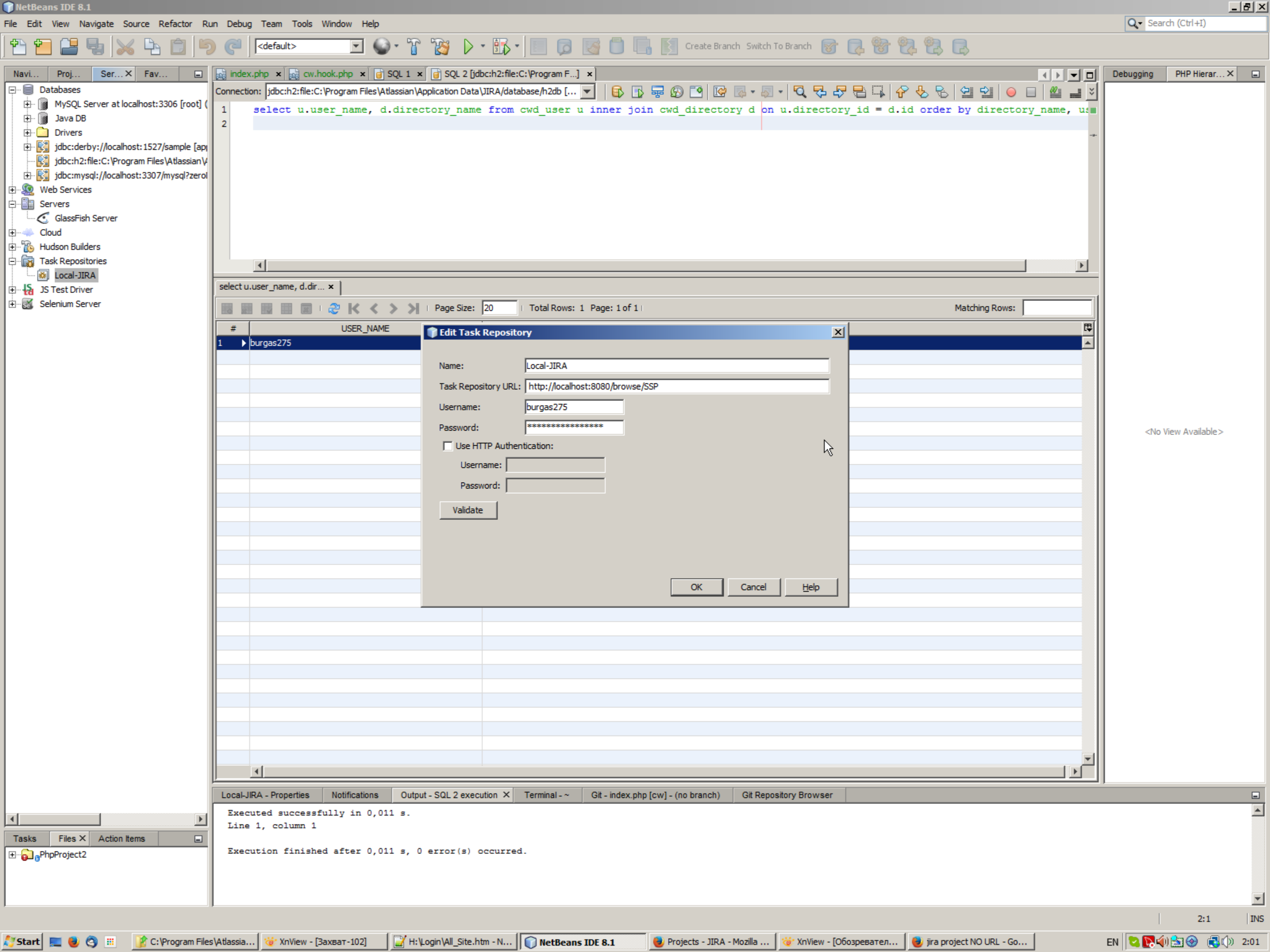
Projects
Project categories

Project list

Create project

| Name | Key | Project Type | URL | Project Lead | Default Assignee | Project Category | Actions |
|--|-------|--|---|---------------------|------------------|------------------|---|
|  Basic-development | BAS |  Software | No URL | burgas275@gmail.com | Unassigned | | Edit Delete |
|  Project-management | PROJ |  Business | No URL | burgas275@gmail.com | Unassigned | | Edit Delete |
|  Sample Scrum Project | SSP |  Software | http://localhost:8080/browse/SSP | burgas275@gmail.com | Unassigned | | Edit Delete |
|  scrum-1 | SCRUM |  Software | No URL | burgas275@gmail.com | Unassigned | | Edit Delete |





Navigation pane showing Databases:

- MySQL Server at localhost:3306 [root]
 - Java DB
 - Drivers
 - jdbc:derby://localhost:1527/sample [ap...
 - jdbc:h2:file:C:\Program Files\Atlassian\...
 - jdbc:mysql://localhost:3307/mysql?zero...
- Web Services
- Servers
 - GlassFish Server
- Cloud
- Hudson Builders
- Task Repositories
 - Local-JIRA
- JS Test Driver
- Selenium Server

Connection: jdbc:h2:file:C:\Program Files\Atlassian\Application Data\JIRA\database\h2db [...]

```

1  select u.user_name, d.directory_name from cwd_user u inner join cwd_directory d on u.directory_id = d.id order by directory_name, u
2

```

select u.user_name, d.dir... x

Page Size: 20 | Total Rows: 1 | Page: 1 of 1 | Matching Rows:

| # | USER_NAME |
|---|-----------|
| 1 | burgas275 |

Edit Task Repository

Name:

Task Repository URL:

Username:

Password:

Use HTTP Authentication:

 Username:

 Password:

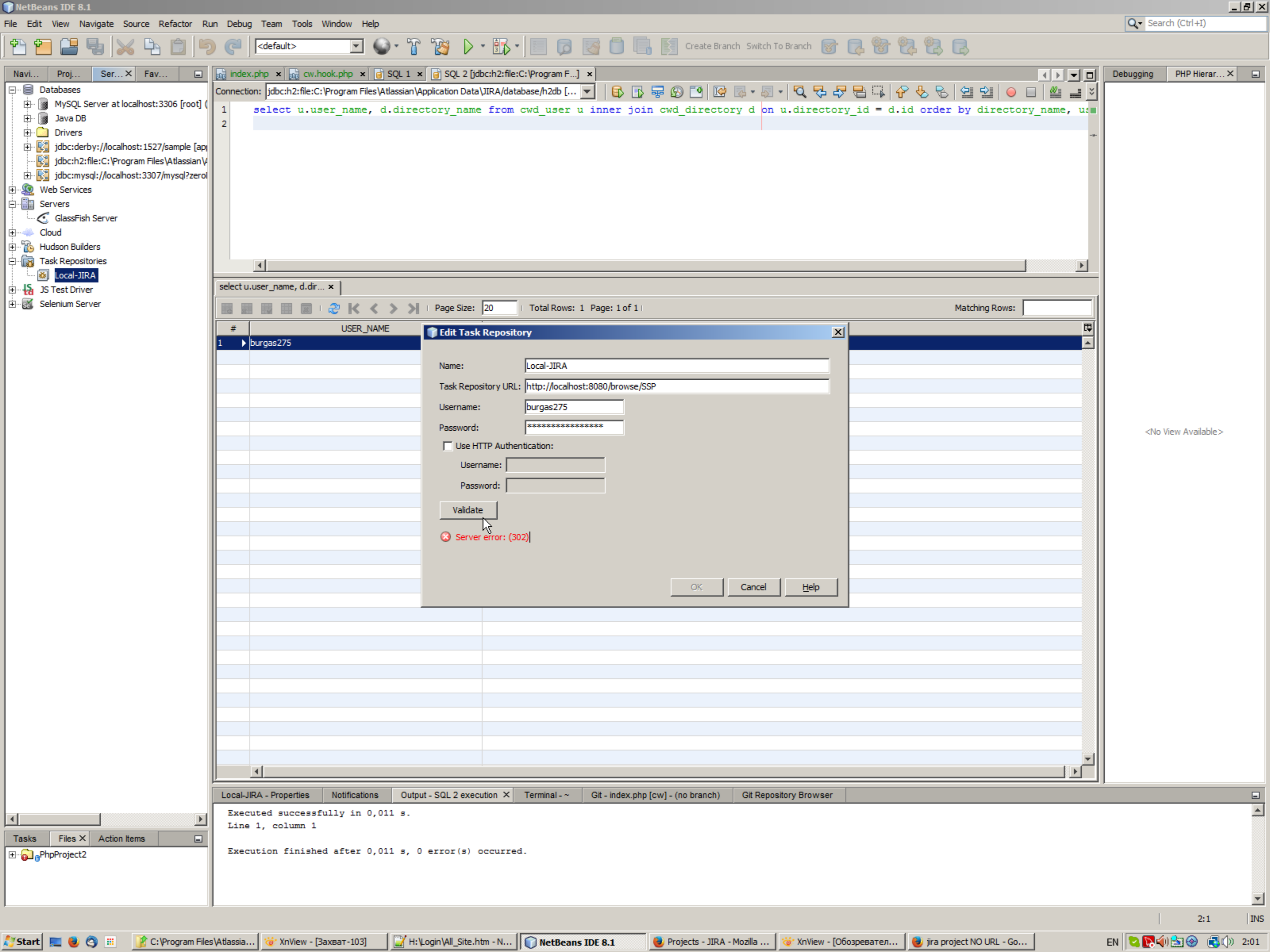
Local-JIRA - Properties | Notifications | Output - SQL 2 execution X | Terminal - ~ | Git - index.php [cw] - (no branch) | Git Repository Browser

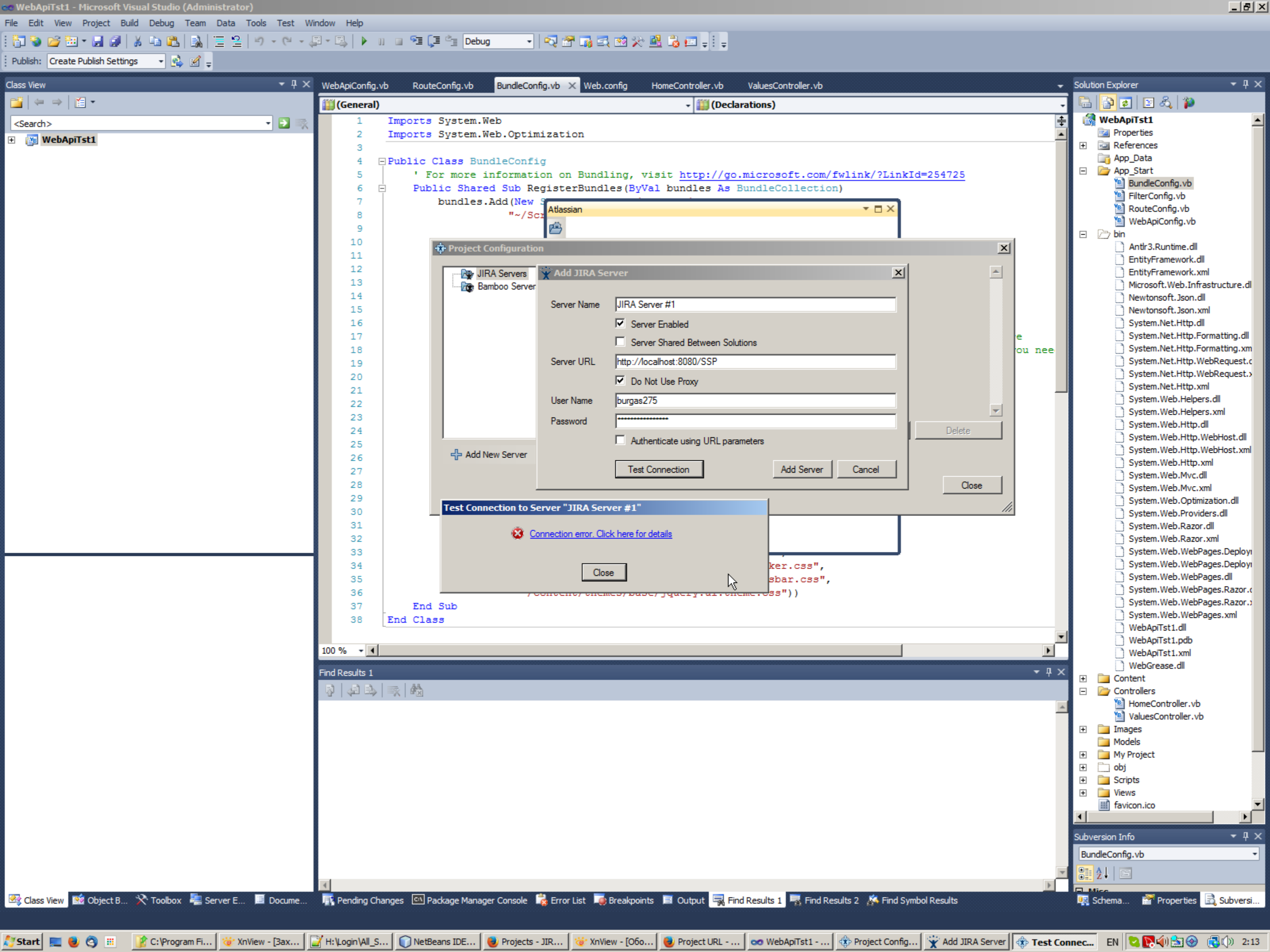
```

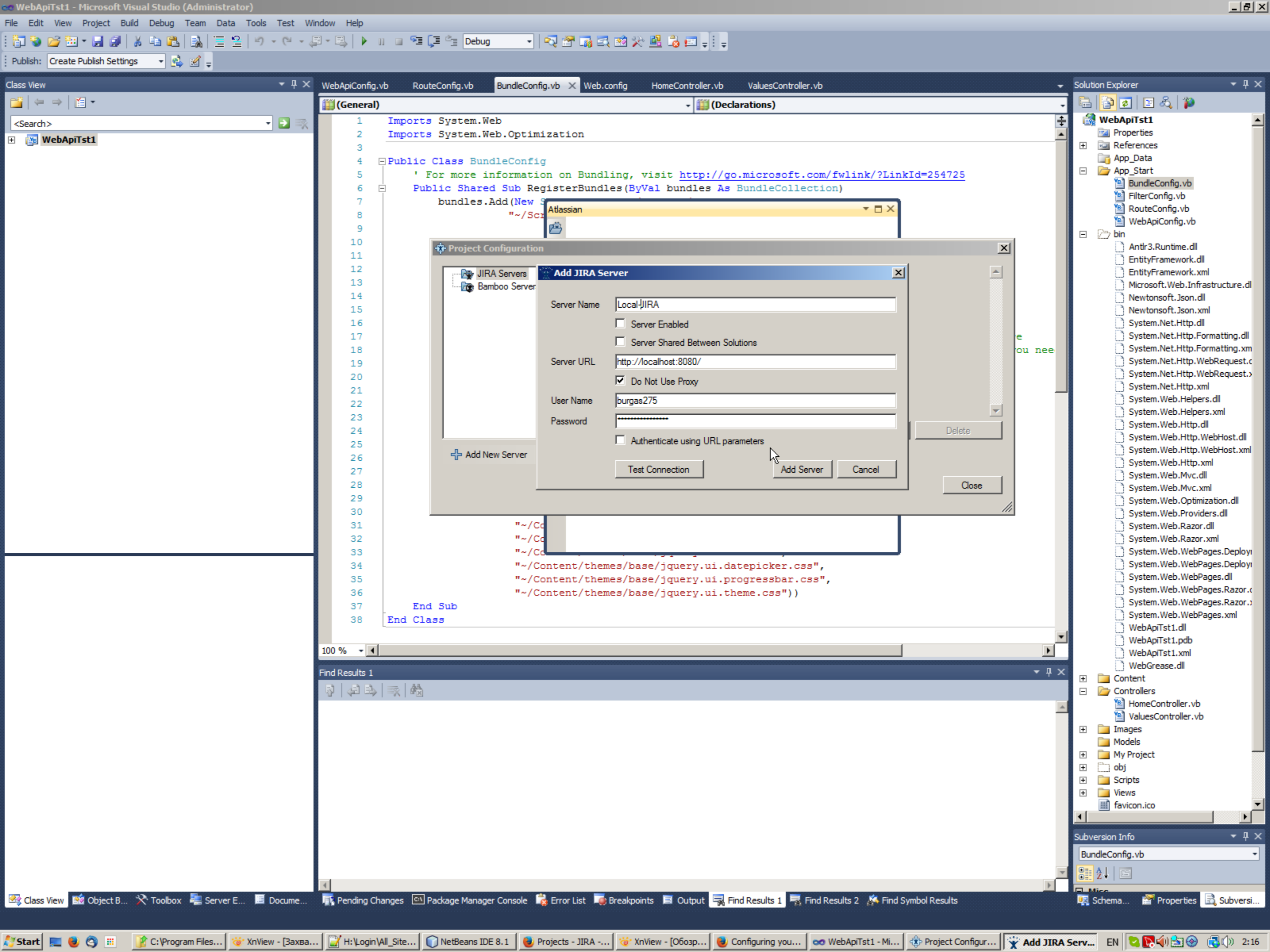
Executed successfully in 0,011 s.
Line 1, column 1

Execution finished after 0,011 s, 0 error(s) occurred.

```







Class View

<Search>

- WebApiTst1

WebApiConfig.vb RouteConfig.vb BundleConfig.vb Web.config HomeController.vb ValuesController.vb

(General) (Declarations)

```

1 Imports System.Web
2 Imports System.Web.Optimization
3
4 Public Class BundleConfig
5     ' For more information on Bundling, visit http://go.microsoft.com/fwlink/?LinkId=254725
6     Public Shared Sub RegisterBundles(ByVal bundles As BundleCollection)
7         bundles.Add(New ScriptBundle("~/Scripts").Include(
8             "~/Content/themes/base/jquery.ui.datepicker.css",
9             "~/Content/themes/base/jquery.ui.progressbar.css",
10            "~/Content/themes/base/jquery.ui.theme.css"))
11
12
13
14
15
16
17
18
19
20
21
22
23
24
25
26
27
28
29
30
31
32
33
34
35
36
37 End Sub
38 End Class

```

Project Configuration

| | |
|----------------------------------|---|
| Name | Local-JIRA |
| Enabled | No |
| Shared Between Solutions | No |
| URL | http://localhost:8080 |
| User Name | burgas275 |
| Use Proxy | No |
| Authenticate with URL Parameters | No |

Test Connection Edit... Delete

Close

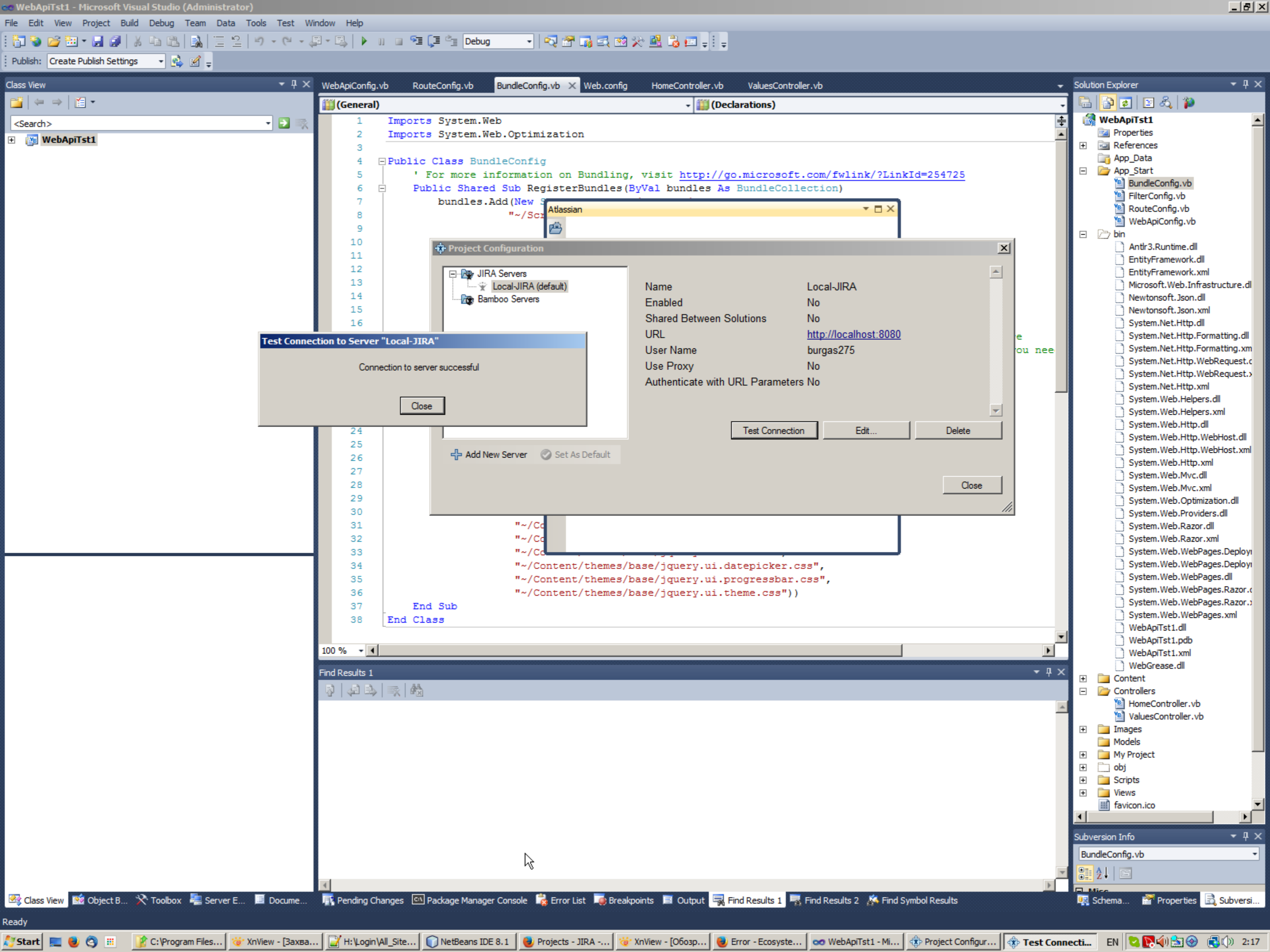
Solution Explorer

WebApiTst1

- Properties
- References
- App_Data
- App_Start
 - BundleConfig.vb
 - FilterConfig.vb
 - RouteConfig.vb
 - WebApiConfig.vb
- bin
 - Antlr3.Runtime.dll
 - EntityFramework.dll
 - EntityFramework.xml
 - Microsoft.Web.Infrastructure.dll
 - Newtonsoft.Json.dll
 - Newtonsoft.Json.xml
 - System.Net.Http.dll
 - System.Net.Http.Formatting.dll
 - System.Net.Http.Formatting.xml
 - System.Net.Http.WebRequest.dll
 - System.Net.Http.WebRequest.xml
 - System.Net.Http.xml
 - System.Web.Helpers.dll
 - System.Web.Helpers.xml
 - System.Web.Http.dll
 - System.Web.Http.WebHost.dll
 - System.Web.Http.WebHost.xml
 - System.Web.Http.xml
 - System.Web.Mvc.dll
 - System.Web.Mvc.xml
 - System.Web.Optimization.dll
 - System.Web.Providers.dll
 - System.Web.Razor.dll
 - System.Web.Razor.xml
 - System.Web.WebPages.Deployment.dll
 - System.Web.WebPages.Deployment.xml
 - System.Web.WebPages.dll
 - System.Web.WebPages.Razor.dll
 - System.Web.WebPages.Razor.xml
 - System.Web.WebPages.xml
 - WebApiTst1.dll
 - WebApiTst1.pdb
 - WebApiTst1.xml
 - WebGrease.dll
- Content
- Controllers
 - HomeController.vb
 - ValuesController.vb
- Images
- Models
- My Project
- obj
- Scripts
- Views
- favicon.ico

Subversion Info

BundleConfig.vb



WebApiTst1

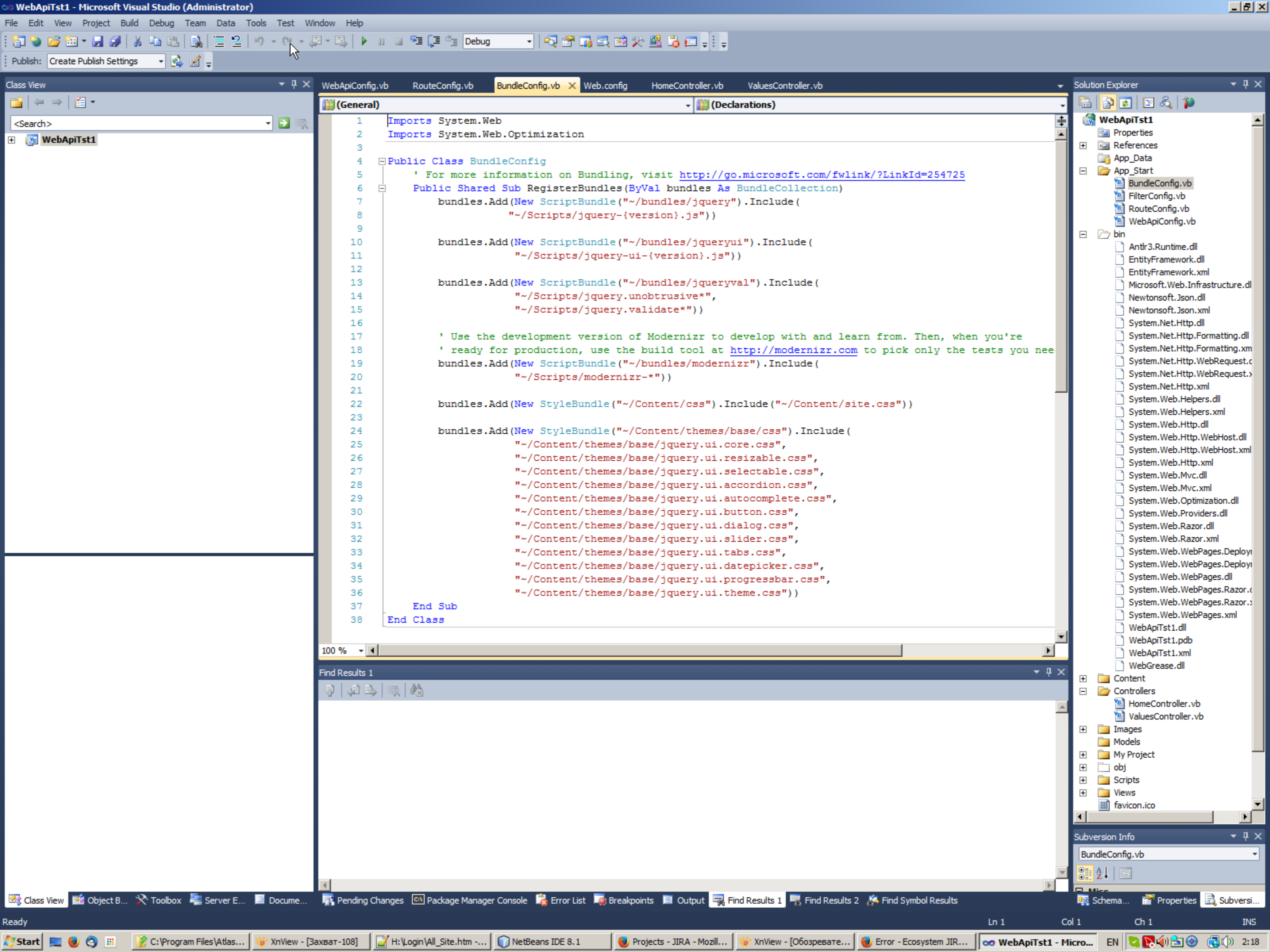
```
1 Imports System.Web
2 Imports System.Web.Optimization
3
4 Public Class BundleConfig
5     ' For more information on Bundling, visit http://go.microsoft.com/fwlink/?LinkId=254725
6     Public Shared Sub RegisterBundles(ByVal bundles As BundleCollection)
7         bundles.Add(New ScriptBundle("~/Scripts").Include(
8             "~/Content/themes/base/jquery.ui.datepicker.css",
9             "~/Content/themes/base/jquery.ui.progressbar.css",
10            "~/Content/themes/base/jquery.ui.theme.css"))
11
12
13
14
15
16
17
18
19
20
21
22
23
24
25
26
27
28
29
30
31
32
33
34
35
36
37 End Sub
38 End Class
```

Test Connection to Server "Local-JIRA"
Connection to server successful
Close

Project Configuration
JIRA Servers
Local-JIRA (default)
Bamboo Servers
Name: Local-JIRA
Enabled: No
Shared Between Solutions: No
URL: http://localhost:8080
User Name: burgas275
Use Proxy: No
Authenticate with URL Parameters: No
Test Connection Edit... Delete Close

Solution Explorer
WebApiTst1
Properties
References
App_Data
App_Start
BundleConfig.vb
FilterConfig.vb
RouteConfig.vb
WebApiConfig.vb
bin
Antlr3.Runtime.dll
EntityFramework.dll
EntityFramework.xml
Microsoft.Web.Infrastructure.dll
Newtonsoft.Json.dll
Newtonsoft.Json.xml
System.Net.Http.dll
System.Net.Http.Formatting.dll
System.Net.Http.Formatting.xml
System.Net.Http.WebRequest.dll
System.Net.Http.WebRequest.xml
System.Net.Http.xml
System.Web.Helpers.dll
System.Web.Helpers.xml
System.Web.Http.dll
System.Web.Http.WebHost.dll
System.Web.Http.WebHost.xml
System.Web.Http.xml
System.Web.Mvc.dll
System.Web.Mvc.xml
System.Web.Optimization.dll
System.Web.Providers.dll
System.Web.Razor.dll
System.Web.Razor.xml
System.Web.WebPages.Deployment.dll
System.Web.WebPages.Deployment.xml
System.Web.WebPages.dll
System.Web.WebPages.Razor.dll
System.Web.WebPages.Razor.xml
System.Web.WebPages.xml
WebApiTst1.dll
WebApiTst1.pdb
WebApiTst1.xml
WebGrease.dll
Content
Controllers
HomeController.vb
ValuesController.vb
Images
Models
My Project
obj
Scripts
Views
favicon.ico

Find Results 1



Class View

<Search>

WebApiTst1

```
1 Imports System.Web
2 Imports System.Web.Optimization
3
4 Public Class BundleConfig
5     ' For more information on Bundling, visit http://go.microsoft.com/fwlink/?LinkId=254725
6     Public Shared Sub RegisterBundles(ByVal bundles As BundleCollection)
7         bundles.Add(New ScriptBundle("~/bundles/jquery").Include(
8             "~/Scripts/jquery-{version}.js"))
9
10        bundles.Add(New ScriptBundle("~/bundles/jqueryui").Include(
11            "~/Scripts/jquery-ui-{version}.js"))
12
13        bundles.Add(New ScriptBundle("~/bundles/jqueryval").Include(
14            "~/Scripts/jquery.unobtrusive*",
15            "~/Scripts/jquery.validate*"))
16
17        ' Use the development version of Modernizr to develop with and learn from. Then, when you're
18        ' ready for production, use the build tool at http://modernizr.com to pick only the tests you need
19        bundles.Add(New ScriptBundle("~/bundles/modernizr").Include(
20            "~/Scripts/modernizr-*"))
21
22        bundles.Add(New StyleBundle("~/Content/css").Include("~/Content/site.css"))
23
24        bundles.Add(New StyleBundle("~/Content/themes/base/css").Include(
25            "~/Content/themes/base/jquery.ui.core.css",
26            "~/Content/themes/base/jquery.ui.resizable.css",
27            "~/Content/themes/base/jquery.ui.selectable.css",
28            "~/Content/themes/base/jquery.ui.accordion.css",
29            "~/Content/themes/base/jquery.ui.autocomplete.css",
30            "~/Content/themes/base/jquery.ui.button.css",
31            "~/Content/themes/base/jquery.ui.dialog.css",
32            "~/Content/themes/base/jquery.ui.slider.css",
33            "~/Content/themes/base/jquery.ui.tabs.css",
34            "~/Content/themes/base/jquery.ui.datepicker.css",
35            "~/Content/themes/base/jquery.ui.progressbar.css",
36            "~/Content/themes/base/jquery.ui.theme.css"))
37    End Sub
38 End Class
```

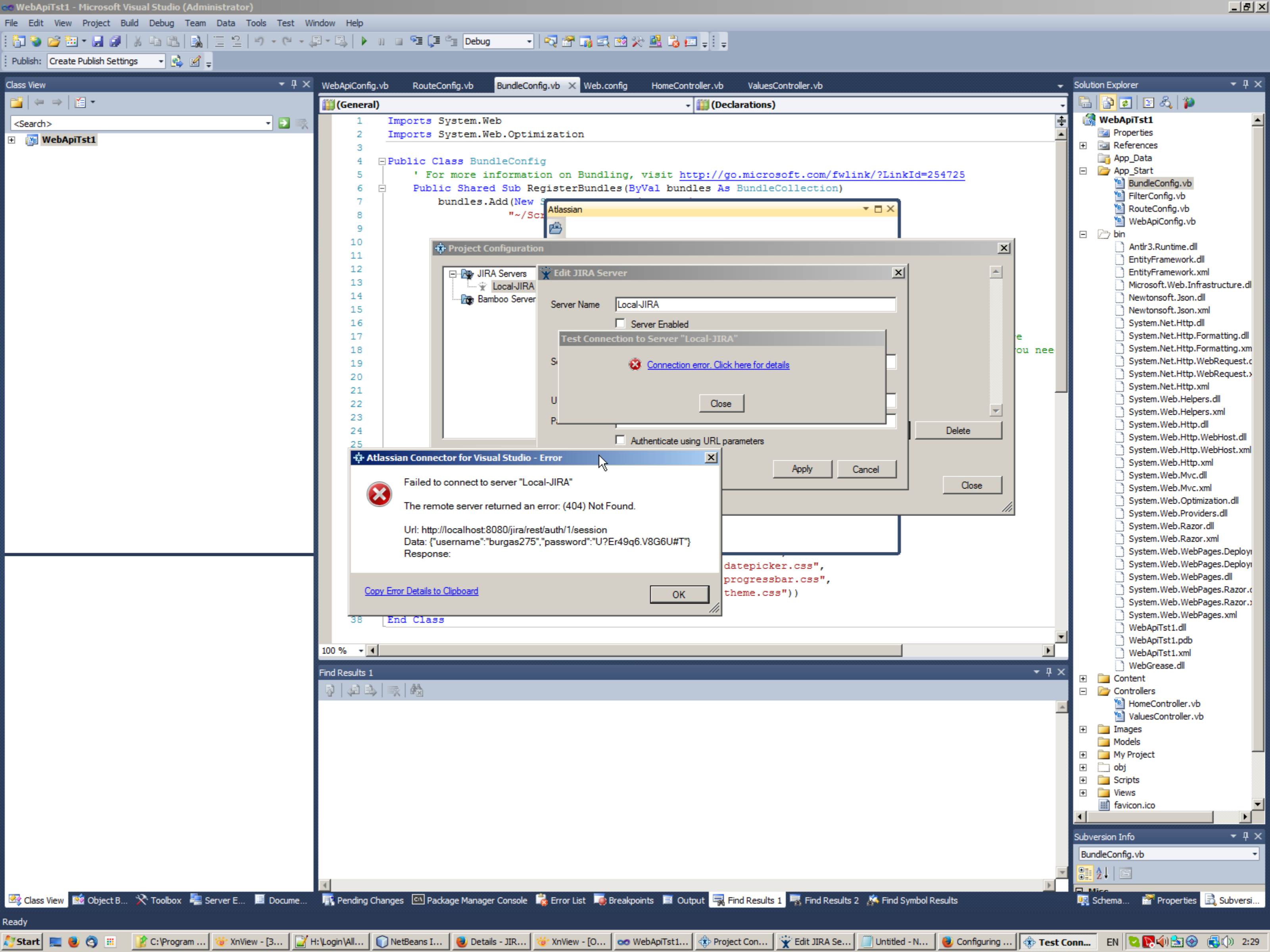
Find Results 1

Solution Explorer

- WebApiTst1
 - Properties
 - References
 - App_Data
 - App_Start
 - BundleConfig.vb
 - FilterConfig.vb
 - RouteConfig.vb
 - WebApiConfig.vb
 - bin
 - Antlr3.Runtime.dll
 - EntityFramework.dll
 - EntityFramework.xml
 - Microsoft.Web.Infrastructure.dll
 - Newtonsoft.Json.dll
 - Newtonsoft.Json.xml
 - System.Net.Http.dll
 - System.Net.Http.Formatting.dll
 - System.Net.Http.Formatting.xml
 - System.Net.Http.WebRequest.c
 - System.Net.Http.WebRequest.x
 - System.Net.Http.xml
 - System.Web.Helpers.dll
 - System.Web.Helpers.xml
 - System.Web.Http.dll
 - System.Web.Http.WebHost.dll
 - System.Web.Http.WebHost.xml
 - System.Web.Http.xml
 - System.Web.Mvc.dll
 - System.Web.Mvc.xml
 - System.Web.Optimization.dll
 - System.Web.Providers.dll
 - System.Web.Razor.dll
 - System.Web.Razor.xml
 - System.Web.WebPages.Deploy
 - System.Web.WebPages.Deploy
 - System.Web.WebPages.dll
 - System.Web.WebPages.Razor.c
 - System.Web.WebPages.Razor.x
 - System.Web.WebPages.xml
 - WebApiTst1.dll
 - WebApiTst1.pdb
 - WebApiTst1.xml
 - WebGrease.dll
 - Content
 - Controllers
 - HomeController.vb
 - ValuesController.vb
 - Images
 - Models
 - My Project
 - obj
 - Scripts
 - Views
 - favicon.ico

Subversion Info

BundleConfig.vb



Class View

<Search>

WebApiTst1

WebApiConfig.vb RouteConfig.vb BundleConfig.vb Web.config HomeController.vb ValuesController.vb

(General) (Declarations)

```

1 Imports System.Web
2 Imports System.Web.Optimization
3
4 Public Class BundleConfig
5     ' For more information on Bundling, visit http://go.microsoft.com/fwlink/?LinkId=254725
6     Public Shared Sub RegisterBundles(ByVal bundles As BundleCollection)
7         bundles.Add(New ScriptBundle("~/Scripts/Atlassian")
8             .Include("~/Scripts/datepicker.css",
9                 "~/Scripts/progressbar.css",
10                "~/Scripts/theme.css"))
11
12
13
14
15
16
17
18
19
20
21
22
23
24
25
38 End Class

```

Project Configuration

Edit JIRA Server

Server Name: Local-JIRA

Server Enabled:

Test Connection to Server "Local-JIRA"

Connection error. Click here for details

Close

Authenticate using URL parameters:

Apply Cancel Close

Atlassian Connector for Visual Studio - Error

Failed to connect to server "Local-JIRA"

The remote server returned an error: (404) Not Found.

Url: http://localhost:8080/jira/rest/auth/1/session

Data: {"username":"burgas275","password":"U?Er49q6.V8G6U#T"}

Response:

Copy Error Details to Clipboard

OK

Solution Explorer

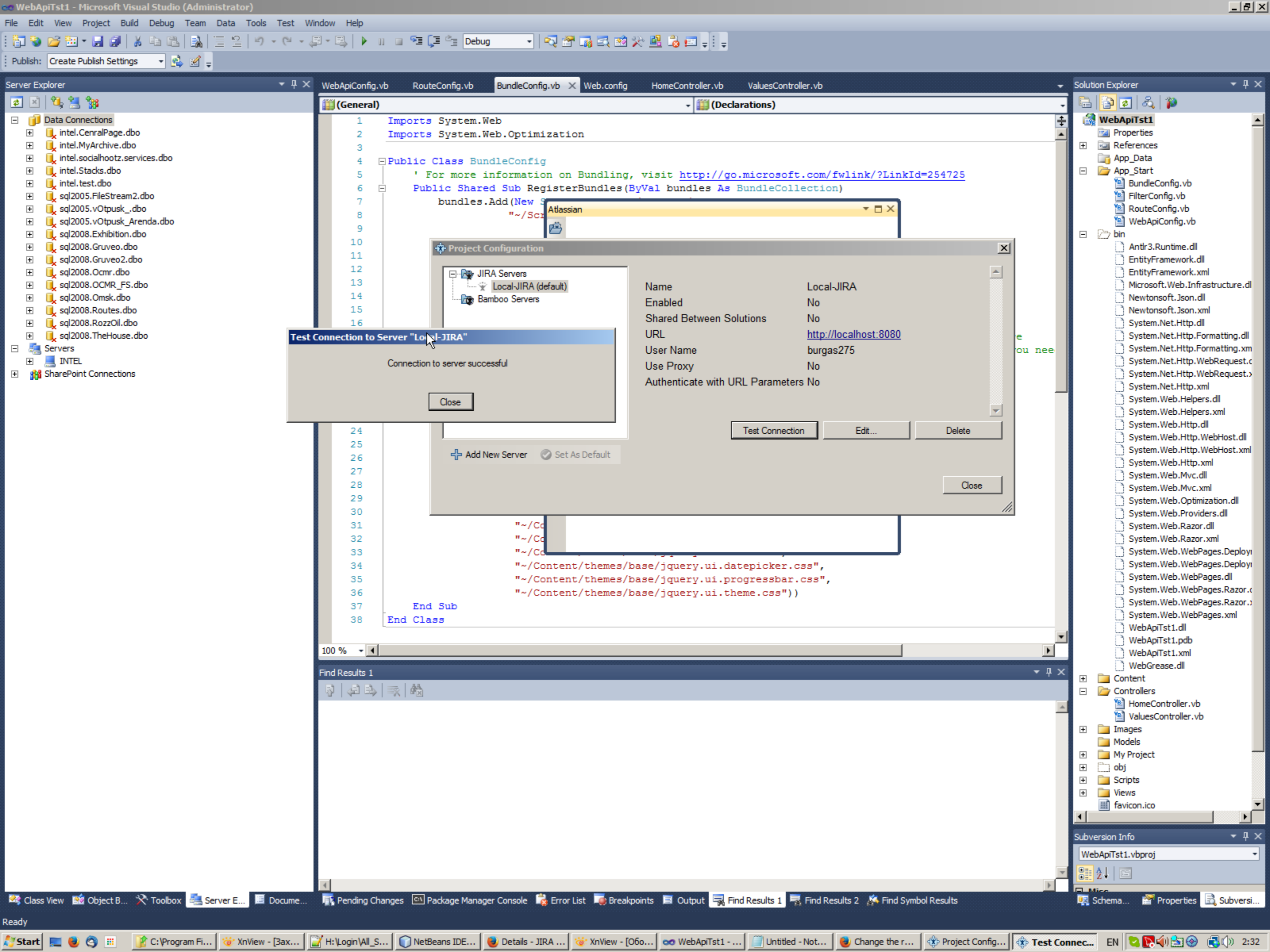
WebApiTst1

- Properties
- References
- App_Data
- App_Start
 - BundleConfig.vb
 - FilterConfig.vb
 - RouteConfig.vb
 - WebApiConfig.vb
- bin
 - Antlr3.Runtime.dll
 - EntityFramework.dll
 - EntityFramework.xml
 - Microsoft.Web.Infrastructure.dll
 - Newtonsoft.Json.dll
 - Newtonsoft.Json.xml
 - System.Net.Http.dll
 - System.Net.Http.Formatting.dll
 - System.Net.Http.Formatting.xml
 - System.Net.Http.WebRequest.dll
 - System.Net.Http.WebRequest.xml
 - System.Net.Http.xml
 - System.Web.Helpers.dll
 - System.Web.Helpers.xml
 - System.Web.Http.dll
 - System.Web.Http.WebHost.dll
 - System.Web.Http.WebHost.xml
 - System.Web.Http.xml
 - System.Web.Mvc.dll
 - System.Web.Mvc.xml
 - System.Web.Optimization.dll
 - System.Web.Providers.dll
 - System.Web.Razor.dll
 - System.Web.Razor.xml
 - System.Web.WebPages.Deployment.dll
 - System.Web.WebPages.Deployment.xml
 - System.Web.WebPages.dll
 - System.Web.WebPages.Razor.dll
 - System.Web.WebPages.Razor.xml
 - System.Web.WebPages.xml
 - WebApiTst1.dll
 - WebApiTst1.pdb
 - WebApiTst1.xml
 - WebGrease.dll
- Content
- Controllers
 - HomeController.vb
 - ValuesController.vb
- Images
- Models
- My Project
- obj
- Scripts
- Views
- favicon.ico

Find Results 1

Find Results 2

Find Symbol Results



Test Connection to Server "Local-JIRA"
Connection to server successful
Close

| Project Configuration | | |
|--------------------------------|----------------------------------|-----------------------|
| JIRA Servers | | |
| Local-JIRA (default) | Name | Local-JIRA |
| Bamboo Servers | Enabled | No |
| | Shared Between Solutions | No |
| | URL | http://localhost:8080 |
| | User Name | burgas275 |
| | Use Proxy | No |
| | Authenticate with URL Parameters | No |
| Test Connection Edit... Delete | | |
| Close | | |

```
1 Imports System.Web
2 Imports System.Web.Optimization
3
4 Public Class BundleConfig
5     ' For more information on Bundling, visit http://go.microsoft.com/fwlink/?LinkId=254725
6     Public Shared Sub RegisterBundles(ByVal bundles As BundleCollection)
7         bundles.Add(New ScriptBundle("~/Scripts").Include(
8             "~/Content/themes/base/jquery.ui.datepicker.css",
9             "~/Content/themes/base/jquery.ui.progressbar.css",
10            "~/Content/themes/base/jquery.ui.theme.css"))
11
12
13
14
15
16
17
18
19
20
21
22
23
24
25
26
27
28
29
30
31
32
33
34
35
36
37 End Sub
38 End Class
```

- WebApiTst1
- Properties
- References
- App_Data
- App_Start
 - BundleConfig.vb
 - FilterConfig.vb
 - RouteConfig.vb
 - WebApiConfig.vb
- bin
 - Antlr3.Runtime.dll
 - EntityFramework.dll
 - EntityFramework.xml
 - Microsoft.Web.Infrastructure.dll
 - Newtonsoft.Json.dll
 - Newtonsoft.Json.xml
 - System.Net.Http.dll
 - System.Net.Http.Formatting.dll
 - System.Net.Http.Formatting.xml
 - System.Net.Http.WebRequest.dll
 - System.Net.Http.WebRequest.xml
 - System.Net.Http.xml
 - System.Web.Helpers.dll
 - System.Web.Helpers.xml
 - System.Web.Http.dll
 - System.Web.Http.WebHost.dll
 - System.Web.Http.WebHost.xml
 - System.Web.Http.xml
 - System.Web.Mvc.dll
 - System.Web.Mvc.xml
 - System.Web.Optimization.dll
 - System.Web.Providers.dll
 - System.Web.Razor.dll
 - System.Web.Razor.xml
 - System.Web.WebPages.Deployment.dll
 - System.Web.WebPages.Deployment.xml
 - System.Web.WebPages.dll
 - System.Web.WebPages.Razor.dll
 - System.Web.WebPages.Razor.xml
 - System.Web.WebPages.xml
 - WebApiTst1.dll
 - WebApiTst1.pdb
 - WebApiTst1.xml
 - WebGrease.dll
- Content
- Controllers
 - HomeController.vb
 - ValuesController.vb
- Images
- Models
- My Project
- obj
- Scripts
- Views
- favicon.ico

You have temporary access to administrative functions. [Drop access](#) if you no longer require it. For more information, refer to the [documentation](#).

Boards Create board

Recently visited boards

All boards

All boards

Board Type: All

| Board name | Board type | Administrators | Saved Filter | Visibility |
|-------------|------------|---------------------|------------------------|------------|
| SCRUM board | Scrum | burgas275@gmail.com | Filter for SCRUM board | RESTRICTED |
| SSP board | Scrum | burgas275@gmail.com | Filter for SSP board | RESTRICTED |



JIRA Knowledge Base

How to remove Visibility restrictions on a board

Problem

On the **Recently visited boards** or **All boards** page in JIRA Software, the Visibility of my board shows as RESTRICTED.

| Boards | | Recently visited boards | | | | Create board |
|------------|------------|-------------------------|-----------------------|------------|-----|--------------|
| Board name | Board type | Administrators | Saved Filter | Visibility | | |
| Robots | Scrum | Isaac Asimov | Filter for JST-103509 | RESTRICTED | ... | |

Cause

The reason that the board is showing as restricted is that the filter used to create this board has restrictions on it, which prevents users from viewing the board.



The way this is displayed on the **Boards** dashboard in JIRA Software recently changed, however this did not affect **which users have access to a board**, it simply made it clearer to discover whether or not a certain board was restricted from the dashboard, in line with our other products.

Resolution

If you'd like to remove all restrictions from a board, you can follow the steps below.

To change the visibility of your board to **All Users**:

1. Click on the ... icon to the right and select **configure**
2. The configuration for the board will be shown, notice the red padlocks shown under Filter Shares. Click on the **Edit Filter Shares** link.
3. The edit current filter screen will now be displayed, beside the **Add Shares** ensure that **Everyone** is selected in the drop down box, before clicking **Add**
4. Once the page re-loads confirm that next to **Shares** it says **share with all users, and then click *Save**
5. Confirm that the Visibility now says **All Users**

Was this helpful?  Yes  No

Have a question about this article?

[See questions about this article](#)

Configure SCRUM board

← Back to board Board

- CONFIGURATION
- General**
- Columns
- Swimlanes
- Quick Filters
- Card colours
- Card layout
- Estimation
- Working days
- Issue Detail View

General and filter

The Board filter determines which issues appear on the board. It can be based on one or more projects, or custom JQL depending on your needs.

General

Board name **SCRUM board**

Administrators **burgas275@gmail.com (burgas275)**

Filter

Saved Filter **Filter for SCRUM board**
[Edit Filter Query](#)

Shares **Project: scrum-1**
[Edit Filter Shares](#)

Filter Query **project = SCRUM ORDER BY Rank ASC**

Ranking **Using Rank**

Projects in board **scrum-1**
[View permission](#)



Edit Current Filter ?

Name*

Description

Favorite

Shares Project: scrum-1

Add Shares

Shared with everyone in the 'jira-administrators' group



Edit Current Filter ?

Name*

Description

Favorite

Shares Project: scrum-1

Add Shares Add

Shared with everyone in the 'jira-administrators' group



Go back one page
Right-click or pull down to show history

Access to administrative functions. Drop access if you no longer require it. For more information, refer to the [documentation](#).

Edit Current Filter ?

Name*

Description

Favorite

Shares Project: scrum-1

Add Shares + Add

Shared with everyone in the 'jira-administrators' group



Edit Current Filter ?

Sharing with the public will make this visible to all users, including users who are not logged in.

Name*

Description

Favorite

Shares Shared with the public

Add Shares + Add

Shared with the public



FILTERS

New filter

Find filters

My open issues

Reported by me

All issues

Open issues

Done issues

Viewed recently

Created recently

Resolved recently

Updated recently

FAVORITE FILTERS

You don't have any favorite filters.

Filter for SCRUM board Save as Details ☆

scrum-1 Type: All Status: All Assignee: All Contains text More Advanced

Order by Rank ↑

SCRUM-1

VB.NET developer, ASP.NET developer, MS S...

scrum-1 / SCRUM-1 1 of 1

VB.NET developer, ASP.NET developer, MS SQL developer and system administrator

Edit Comment Assign More To Do In Progress Done Admin Export

Details

Type: Story Status: TO DO (View Workflow)

Priority: Medium Resolution: Unresolved

Labels: demo

Sprint: Sample Sprint 2

People

Assignee: burgas275@gmail.com

Reporter: burgas275@gmail.com

Votes: 0

Watchers: 1 Stop watching this issue

Description

SuccessStory

Issue Links

blocks

- PROJ-1 This is your first task TO DO
- SSP-8 As a product owner, I'd like to inclu... TO DO

Dates

Created: Today 1:36 AM

Updated: Today 1:36 AM

Activity

All Comments Work Log History Activity

Agile

Active Sprint: Sample Sprint 2 ends 05/Feb/17

[View on Board](#)

There are no comments yet on this issue.

Comment

HipChat discussions

Do you want to discuss this issue? Connect to HipChat.

Connect Dismiss

Boards

Create board

Recently visited boards

All boards

All boards

Board Type: All | Find a board

| Board name | Board type | Administrators | Saved Filter | Visibility | |
|-------------|------------|---------------------|------------------------|------------|-----|
| SCRUM board | Scrum | burgas275@gmail.com | Filter for SCRUM board | ALL USERS | ... |
| SSP board | Scrum | burgas275@gmail.com | Filter for SSP board | RESTRICTED | ... |



Boards

Create board

Recently visited boards

All boards

All boards

Board Type: All | Find a board

| Board name | Board type | Administrators | Saved Filter | Visibility |
|-------------|------------|---------------------|------------------------|------------|
| SCRUM board | Scrum | burgas275@gmail.com | Filter for SCRUM board | ALL USERS |
| SSP board | Scrum | burgas275@gmail.com | Filter for SSP board | ALL USERS |



Sample Scrum Project
SSP board

- Backlog
- Active sprints
- Releases
- Reports
- Issues
- Components

PROJECT SHORTCUTS
Add a link to useful information for your whole team to see.

+ Add link

Backlog

QUICK FILTERS: Only My Issues Recently Updated

Sample Sprint 2 6 issues

22/Jan/17 4:17 PM • 05/Feb/17 4:37 PM



- ↑ SSP-10 As a developer, I can update story and task status with drag and drop (click the triangle at far left of this story to show sub-tasks)
- ↑ SSP-13 As a developer, I can update details on an item using the Detail View >> Click the "SSP-13" link at the top of this card to open the detail view
- ↑ SSP-14 As a user, I can find important items on the board by using the customisable "Quick Filters" above >> Try clicking the "Only My Issues" Quick Filter above
- ↑ SSP-15 As a scrum master, I can see the progress of a sprint via the Burndown Chart >> Click "Reports" to view the Burndown Chart
- ↑ SSP-16 As a team, we can finish the sprint by clicking the cog icon next to the sprint name above the "To Do" column then selecting "Complete Sprint" >> Try closing this sprint now
- ↑ SSP-17 Instructions for deleting this sample board and project are in the description for this issue >> Click the "SSP-17" link and read the description tab of the detail view for more

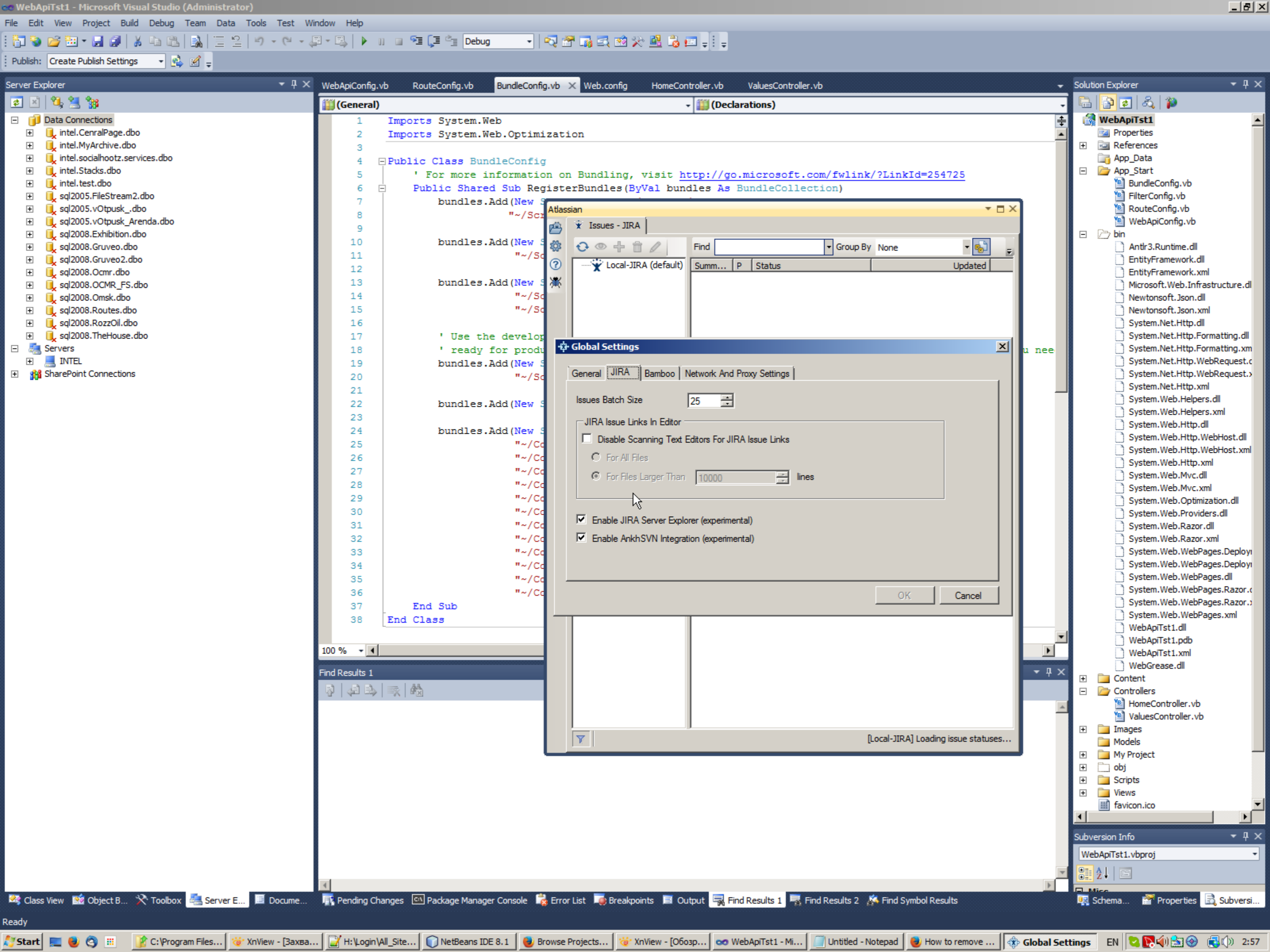
- Configure
- Copy
- Create board
- Show detail view
- Show versions panel
- Show epics panel
- Hide epic labels
- Print cards

Backlog 8 issues

Create Sprint

- ↑ SSP-1 As an Agile team, I'd like to learn about Scrum >> Click the "SSP-1" link at the left of this row to see detail in the Description tab on the right
- ↑ SSP-2 As a product owner, I'd like to express work in terms of actual user problems, aka User Stories, and place them in the backlog >> Try creating a new story with the "+"
- ↑ SSP-3 As a product owner, I'd like to rank stories in the backlog so I can communicate the proposed implementation order >> Try dragging this story up above the previous
- ↑ SSP-4 As a team, I'd like to estimate the effort of a story in Story Points so we can understand the work remaining >> Try setting the Story Points for this story in the "Estimate"
- ↑ SSP-5 As a team, I'd like to commit to a set of stories to be completed in a sprint (or iteration) >> Click "Create Sprint" then drag the footer down to select issues for a sprint (you can't sta
- ↑ SSP-6 As a scrum master, I'd like to break stories down into tasks we can track during the sprint >> Try creating a task by clicking the Sub-Tasks tab in the Detail View on the right
- ↑ SSP-8 As a product owner, I'd like to include bugs, tasks and other issue types in my backlog >> Bugs like this one will also appear in your backlog but they are not normal
- ↑ SSP-9 As a developer, I'd like to update story status during the sprint >> Click the Active sprints link at the top right of the screen to go to the Active sprints where the current Sprint's item

+ Create issue



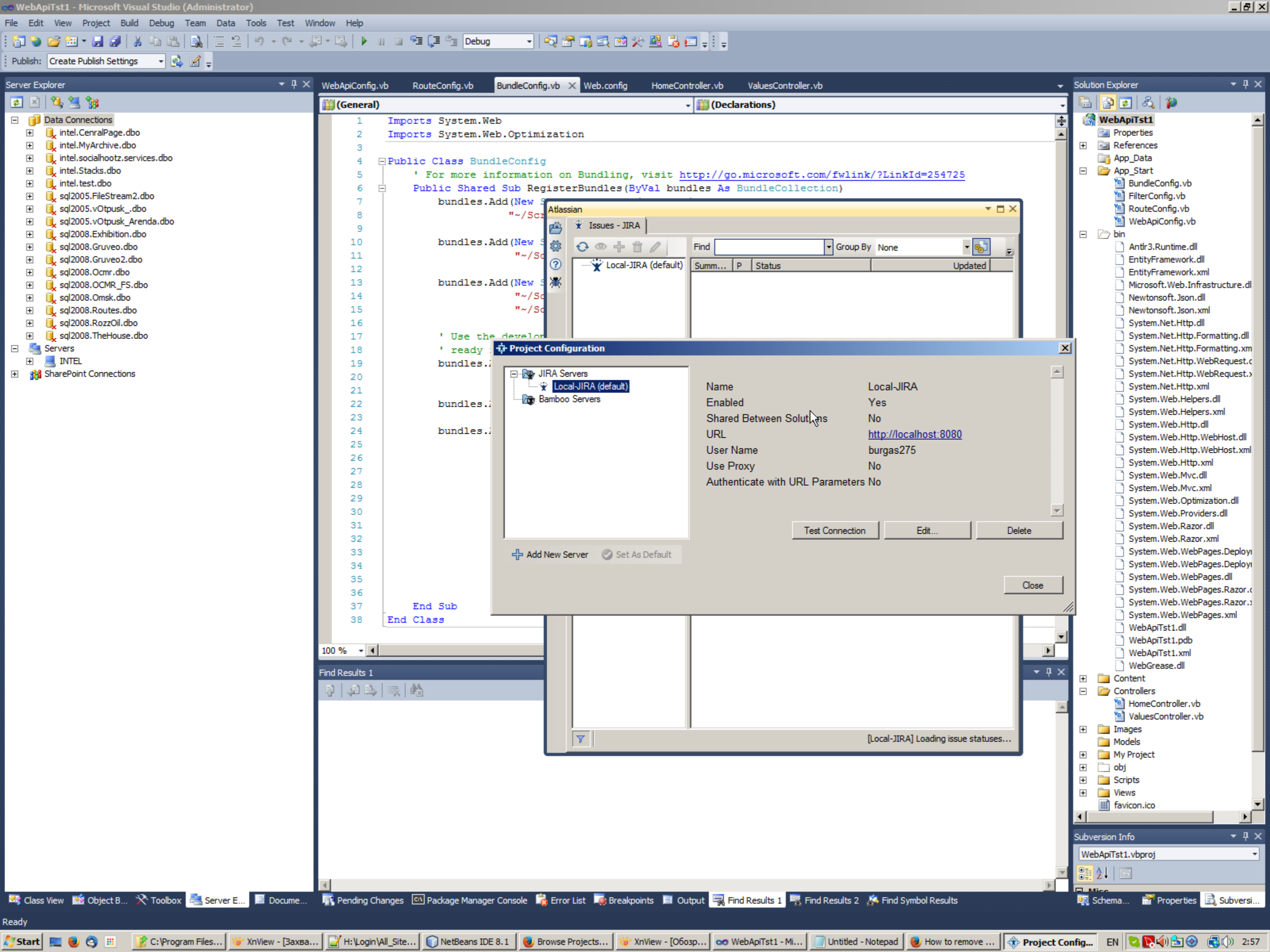
Data Connections: intel.CenralPage.dbo, intel.MyArchive.dbo, intel.socialhootz.services.dbo, intel.Stacks.dbo, intel.test.dbo, sql2005.FileStream2.dbo, sql2005.vOtpusk_.dbo, sql2005.vOtpusk_Arenda.dbo, sql2008.Exhibition.dbo, sql2008.Gruveo.dbo, sql2008.Gruveo2.dbo, sql2008.Ocmr.dbo, sql2008.OCMR_FS.dbo, sql2008.Omsk.dbo, sql2008.Routes.dbo, sql2008.RozzOil.dbo, sql2008.TheHouse.dbo. Servers: INTEL. SharePoint Connections.

```
(General)
1 Imports System.Web
2 Imports System.Web.Optimization
3
4 Public Class BundleConfig
5     ' For more information on Bundling, visit http://go.microsoft.com/fwlink/?LinkId=254725
6     Public Shared Sub RegisterBundles(ByVal bundles As BundleCollection)
7         bundles.Add(New ScriptBundle("~/Scripts").Build())
8         bundles.Add(New ScriptBundle("~/Scripts/jquery-1.4.4.min.js").Build())
9         bundles.Add(New ScriptBundle("~/Scripts/jquery-ui-1.8.16.min.js").Build())
10        bundles.Add(New ScriptBundle("~/Scripts/jquery.validate.js").Build())
11        bundles.Add(New ScriptBundle("~/Scripts/jquery.validate.unobtrusive.js").Build())
12        bundles.Add(New ScriptBundle("~/Scripts/jquery.cookie.js").Build())
13        bundles.Add(New ScriptBundle("~/Scripts/jquery.scrollTo.js").Build())
14        bundles.Add(New ScriptBundle("~/Scripts/jquery.scrollTo.min.js").Build())
15        bundles.Add(New ScriptBundle("~/Scripts/jquery.scrollTo.min.js").Build())
16
17        ' Use the development bundles for debugging
18        ' ready for production
19        bundles.Add(New ScriptBundle("~/Scripts/jquery.validate.js").Build())
20        bundles.Add(New ScriptBundle("~/Scripts/jquery.validate.unobtrusive.js").Build())
21
22        bundles.Add(New ScriptBundle("~/Scripts/jquery.validate.js").Build())
23
24        bundles.Add(New ScriptBundle("~/Scripts/jquery.validate.js").Build())
25
26
27
28
29
30
31
32
33
34
35
36
37 End Sub
38 End Class
```

(Declarations)

Atlassian Issues - JIRA Local-JIRA (default) Global Settings JIRA Issues Batch Size: 25. JIRA Issue Links In Editor: [x] Disable Scanning Text Editors For JIRA Issue Links, [] For All Files, [x] For Files Larger Than 10000 lines. [x] Enable JIRA Server Explorer (experimental), [x] Enable AnkhSVN Integration (experimental). [Local-JIRA] Loading issue statuses...

WebApiTst1 Properties, References, App_Data, App_Start, BundleConfig.vb, FilterConfig.vb, RouteConfig.vb, WebApiConfig.vb, bin, Antlr3.Runtime.dll, EntityFramework.dll, EntityFramework.xml, Microsoft.Web.Infrastructure.dll, Newtonsoft.Json.dll, Newtonsoft.Json.xml, System.Net.Http.dll, System.Net.Http.Formatting.dll, System.Net.Http.Formatting.xml, System.Net.Http.WebRequest.dll, System.Net.Http.WebRequest.xml, System.Net.Http.xml, System.Web.Helpers.dll, System.Web.Helpers.xml, System.Web.Http.dll, System.Web.Http.WebHost.dll, System.Web.Http.WebHost.xml, System.Web.Http.xml, System.Web.Mvc.dll, System.Web.Mvc.xml, System.Web.Optimization.dll, System.Web.Providers.dll, System.Web.Razor.dll, System.Web.Razor.xml, System.Web.WebPages.Deployment.dll, System.Web.WebPages.Deployment.xml, System.Web.WebPages.dll, System.Web.WebPages.Razor.dll, System.Web.WebPages.Razor.xml, System.Web.WebPages.xml, WebApiTst1.dll, WebApiTst1.pdb, WebApiTst1.xml, WebGrease.dll, Content, Controllers, HomeController.vb, ValuesController.vb, Images, Models, My Project, obj, Scripts, Views, favicon.ico



Data Connections

- intel.CenralPage.dbo
- intel.MyArchive.dbo
- intel.socialhootz.services.dbo
- intel.Stacks.dbo
- intel.test.dbo
- sql2005.FileStream2.dbo
- sql2005.vOtpusk_.dbo
- sql2005.vOtpusk_Arenda.dbo
- sql2008.Exhibition.dbo
- sql2008.Gruveo.dbo
- sql2008.Gruveo2.dbo
- sql2008.Ocmr.dbo
- sql2008.OCMR_FS.dbo
- sql2008.Omsk.dbo
- sql2008.Routes.dbo
- sql2008.RozzOil.dbo
- sql2008.TheHouse.dbo

Servers

- INTEL
- SharePoint Connections

```

1 Imports System.Web
2 Imports System.Web.Optimization
3
4 Public Class BundleConfig
5     ' For more information on Bundling, visit http://go.microsoft.com/fwlink/?LinkId=254725
6     Public Shared Sub RegisterBundles(ByVal bundles As BundleCollection)
7         bundles.Add(New ScriptBundle("~/Scripts").Build())
8         bundles.Add(New StyleBundle("~/Content").Build())
9
10        bundles.Add(New ScriptBundle("~/Scripts").Build())
11        bundles.Add(New StyleBundle("~/Content").Build())
12
13        bundles.Add(New ScriptBundle("~/Scripts").Build())
14        bundles.Add(New StyleBundle("~/Content").Build())
15
16
17        ' Use the development bundles in the debug configuration
18        ' ready
19        bundles.Add(New ScriptBundle("~/Scripts").Build())
20        bundles.Add(New StyleBundle("~/Content").Build())
21
22        bundles.Add(New ScriptBundle("~/Scripts").Build())
23        bundles.Add(New StyleBundle("~/Content").Build())
24
25        bundles.Add(New ScriptBundle("~/Scripts").Build())
26        bundles.Add(New StyleBundle("~/Content").Build())
27
28
29
30
31
32
33
34
35
36
37 End Sub
38 End Class

```

Atlassian

Issues - JIRA

Find: [] Group By: None

| Summ... | P | Status | Updated |
|----------------------|---|--------|---------|
| Local-JIRA (default) | | | |

Project Configuration

- JIRA Servers
 - Local-JIRA (default)
 - Bamboo Servers

| | |
|----------------------------------|---|
| Name | Local-JIRA |
| Enabled | Yes |
| Shared Between Solutions | No |
| URL | http://localhost:8080 |
| User Name | burgas275 |
| Use Proxy | No |
| Authenticate with URL Parameters | No |

Test Connection Edit... Delete

+ Add New Server Set As Default

Close

WebApiTst1

- Properties
- References
- App_Data
- App_Start
 - BundleConfig.vb
 - FilterConfig.vb
 - RouteConfig.vb
 - WebApiConfig.vb
- bin
 - Antlr3.Runtime.dll
 - EntityFramework.dll
 - EntityFramework.xml
 - Microsoft.Web.Infrastructure.dll
 - Newtonsoft.Json.dll
 - Newtonsoft.Json.xml
 - System.Net.Http.dll
 - System.Net.Http.Formatting.dll
 - System.Net.Http.Formatting.xml
 - System.Net.Http.WebRequest.dll
 - System.Net.Http.WebRequest.xml
 - System.Net.Http.xml
 - System.Web.Helpers.dll
 - System.Web.Helpers.xml
 - System.Web.Http.dll
 - System.Web.Http.WebHost.dll
 - System.Web.Http.WebHost.xml
 - System.Web.Http.xml
 - System.Web.Mvc.dll
 - System.Web.Mvc.xml
 - System.Web.Optimization.dll
 - System.Web.Providers.dll
 - System.Web.Razor.dll
 - System.Web.Razor.xml
 - System.Web.WebPages.Deployment.dll
 - System.Web.WebPages.Deployment.xml
 - System.Web.WebPages.dll
 - System.Web.WebPages.Razor.dll
 - System.Web.WebPages.Razor.xml
 - System.Web.WebPages.xml
 - WebApiTst1.dll
 - WebApiTst1.pdb
 - WebApiTst1.xml
 - WebGrease.dll
- Content
- Controllers
 - HomeController.vb
 - ValuesController.vb
- Images
- Models
- My Project
- obj
- Scripts
- Views
- favicon.ico

Find Results 1

[Local-JIRA] Loading issue statuses...

Server Explorer

- Data Connections
 - intel.CenralPage.dbo
 - intel.MyArchive.dbo
 - intel.socialhootz.services.dbo
 - intel.Stacks.dbo
 - intel.test.dbo
 - sql2005.FileStream2.dbo
 - sql2005.vOtpusk_.dbo
 - sql2005.vOtpusk_Arenda.dbo
 - sql2008.Exhibition.dbo
 - sql2008.Gruveo.dbo
 - sql2008.Gruveo2.dbo
 - sql2008.Ocmr.dbo
 - sql2008.OCMR_FS.dbo
 - sql2008.Omsk.dbo
 - sql2008.Routes.dbo
 - sql2008.RozzOil.dbo
 - sql2008.TheHouse.dbo
- Servers
 - INTEL
- SharePoint Connections

WebApiConfig.vb RouteConfig.vb BundleConfig.vb Web.config HomeController.vb ValuesController.vb

(General) (Declarations)

```

1 Imports System.Web
2 Imports System.Web.Optimization
3
4 Public Class BundleConfig
5     ' For more information on Bundling, visit http://go.microsoft.com/fwlink/?LinkId=254725
6     Public Shared Sub RegisterBundles(ByVal bundles As BundleCollection)
7
8
9
10
11
12
13
14
15
16
17
18
19
20
21
22
23
24
25
26
27
28
29
30
31
32
33
34
35
36
37
38

```

Atlassian

Issues - JIRA

Local-JIRA (default)

| Summary | P | Status | Updated |
|---------------------------------------|---|--------|---------|
| [Local-JIRA] Loading saved filters... | | | |

Find Results 1

Solution Explorer

WebApiTst1

- Properties
- References
- App_Data
- App_Start
 - BundleConfig.vb
 - FilterConfig.vb
 - RouteConfig.vb
 - WebApiConfig.vb
- bin
 - Antlr3.Runtime.dll
 - EntityFramework.dll
 - EntityFramework.xml
 - Microsoft.Web.Infrastructure.dll
 - Newtonsoft.Json.dll
 - Newtonsoft.Json.xml
 - System.Net.Http.dll
 - System.Net.Http.Formatting.dll
 - System.Net.Http.Formatting.xml
 - System.Net.Http.WebRequest.c
 - System.Net.Http.WebRequest.x
 - System.Net.Http.xml
 - System.Web.Helpers.dll
 - System.Web.Helpers.xml
 - System.Web.Http.dll
 - System.Web.Http.WebHost.dll
 - System.Web.Http.WebHost.xml
 - System.Web.Http.xml
 - System.Web.Mvc.dll
 - System.Web.Mvc.xml
 - System.Web.Optimization.dll
 - System.Web.Providers.dll
 - System.Web.Razor.dll
 - System.Web.Razor.xml
 - System.Web.WebPages.Deploy
 - System.Web.WebPages.Deploy
 - System.Web.WebPages.dll
 - System.Web.WebPages.Razor.c
 - System.Web.WebPages.Razor.x
 - System.Web.WebPages.xml
 - WebApiTst1.dll
 - WebApiTst1.pdb
 - WebApiTst1.xml
 - WebGrease.dll
- Content
- Controllers
 - HomeController.vb
 - ValuesController.vb
- Images
- Models
- My Project
- obj
- Scripts
- Views
 - favicon.ico

Subversion Info

WebApiTst1.vbproj

Server Explorer

- Data Connections
 - intel.CenralPage.dbo
 - intel.MyArchive.dbo
 - intel.socialhootz.services.dbo
 - intel.Stacks.dbo
 - intel.test.dbo
 - sql2005.FileStream2.dbo
 - sql2005.vOtpusk_.dbo
 - sql2005.vOtpusk_Arenda.dbo
 - sql2008.Exhibition.dbo
 - sql2008.Gruveo.dbo
 - sql2008.Gruveo2.dbo
 - sql2008.Ocmr.dbo
 - sql2008.OCMR_FS.dbo
 - sql2008.Omsk.dbo
 - sql2008.Routes.dbo
 - sql2008.RozzOil.dbo
 - sql2008.TheHouse.dbo
- Servers
 - INTEL
- SharePoint Connections

WebApiConfig.vb RouteConfig.vb BundleConfig.vb Web.config HomeController.vb ValuesController.vb

(General) (Declarations)

```

1 Imports System.Web
2 Imports System.Web.Optimization
3
4 Public Class BundleConfig
5     ' For more information on Bundling, visit http://go.microsoft.com/fwlink/?LinkId=254725
6     Public Shared Sub RegisterBundles(ByVal bundles As BundleCollection)
7
8
9
10
11
12
13
14
15
16
17
18
19
20
21
22
23
24
25
26
27
28
29
30
31
32
33
34
35
36
37
38

```

Atlassian

Issues - JIRA

Local-JIRA (default)

| Summary | P | Status | Updated |
|---------|---|--------|---------|
| | | | |

Atlassian Connector for Visual Studio - Error

The operation has timed out

Url: http://localhost:8080/rest/auth/1/session
 Data: {"username":"burgas275","password":"U?Er49q6.V8G6U#T"}

[exception details](#)

[Copy Error Details to Clipboard](#) OK

Solution Explorer

WebApiTst1

- Properties
- References
- App_Data
- App_Start
 - BundleConfig.vb
 - FilterConfig.vb
 - RouteConfig.vb
 - WebApiConfig.vb
- bin
 - Antlr3.Runtime.dll
 - EntityFramework.dll
 - EntityFramework.xml
 - Microsoft.Web.Infrastructure.dll
 - Newtonsoft.Json.dll
 - Newtonsoft.Json.xml
 - System.Net.Http.dll
 - System.Net.Http.Formatting.dll
 - System.Net.Http.Formatting.xml
 - System.Net.Http.WebRequest.c
 - System.Net.Http.WebRequest.x
 - System.Net.Http.xml
 - System.Web.Helpers.dll
 - System.Web.Helpers.xml
 - System.Web.Http.dll
 - System.Web.Http.WebHost.dll
 - System.Web.Http.WebHost.xml
 - System.Web.Http.xml
 - System.Web.Mvc.dll
 - System.Web.Mvc.xml
 - System.Web.Optimization.dll
 - System.Web.Providers.dll
 - System.Web.Razor.dll
 - System.Web.Razor.xml
 - System.Web.WebPages.Deploy
 - System.Web.WebPages.Deploy
 - System.Web.WebPages.dll
 - System.Web.WebPages.Razor.c
 - System.Web.WebPages.Razor.x
 - System.Web.WebPages.xml
 - WebApiTst1.dll
 - WebApiTst1.pdb
 - WebApiTst1.xml
 - WebGrease.dll
- Content
- Controllers
 - HomeController.vb
 - ValuesController.vb
- Images
- Models
- My Project
- obj
- Scripts
- Views
- favicon.ico

You have temporary access to administrative functions. Drop access if you no longer require it. For more information, refer to the documentation.

Administration Search JIRA admin Back to project: Sample Scrum Project

USER MANAGEMENT

- Users
- Groups
- JIRA user server

USER DIRECTORIES

- User Directories

Users

Filter users: Name, username or email contains In group: Any Application access: All Users Status: All Users Users per page: 20 Filter Reset

Displaying users 1 to 1 of 1.

| Full name | Username | Login details | Group name | Applications | Directory | Actions |
|---------------------|----------------------------------|----------------------------------|--|---------------|-------------------------|----------|
| burgas275@gmail.com | burgas275 burgas275@gmail.com | Count: 31 Last: Today 3:00 AM | jira-administrators jira-software-users | JIRA Software | JIRA Internal Directory | Edit ... |



Server Explorer

- Data Connections
 - intel.CenralPage.dbo
 - intel.MyArchive.dbo
 - intel.socialhootz.services.dbo
 - intel.Stacks.dbo
 - intel.test.dbo
 - sql2005.FileStream2.dbo
 - sql2005.vOtpusk_.dbo
 - sql2005.vOtpusk_Arenda.dbo
 - sql2008.Exhibition.dbo
 - sql2008.Gruveo.dbo
 - sql2008.Gruveo2.dbo
 - sql2008.Ocmr.dbo
 - sql2008.OCMR_FS.dbo
 - sql2008.Omsk.dbo
 - sql2008.Routes.dbo
 - sql2008.RozzOil.dbo
 - sql2008.TheHouse.dbo
- Servers
 - INTEL
 - SharePoint Connections

WebApiConfig.vb RouteConfig.vb BundleConfig.vb Web.config HomeController.vb ValuesController.vb

(General) (Declarations)

```

1 Imports System.Web
2 Imports System.Web.Optimization
3
4 Public Class BundleConfig
5     ' For more information on Bundling, visit http://go.microsoft.com/fwlink/?LinkId=254725
6     Public Shared Sub RegisterBundles(ByVal bundles As BundleCollection)
7
8
9
10
11
12
13
14
15
16
17
18
19
20
21
22
23
24
25
26
27
28
29
30
31
32
33
34
35
36
37
38

```

Atlassian

Issues - JIRA

Local-JIRA (default)

- Agile
 - SCRUM board
 - Sample Sprint 2
 - SSP board
 - Sample Sprint 1
 - Sample Sprint 2

Project Configuration

JIRA Servers

- Local-JIRA
- Bamboo Server

+

 Add New Server

Edit JIRA Server

Server Name: Local-JIRA

Server Enabled

Server Shared Between Solutions

Server URL: http://localhost:8080

Do Not Use Proxy

User Name: burgas275

Password: [REDACTED]

Authenticate using URL parameters

Test Connection Apply Cancel Delete Close

Loaded saved filters for server Local-JIRA

Solution Explorer

WebApiTst1

- Properties
- References
- App_Data
- App_Start
 - BundleConfig.vb
 - FilterConfig.vb
 - RouteConfig.vb
 - WebApiConfig.vb
- bin
 - Antlr3.Runtime.dll
 - EntityFramework.dll
 - EntityFramework.xml
 - Microsoft.Web.Infrastructure.dll
 - Newtonsoft.Json.dll
 - Newtonsoft.Json.xml
 - System.Net.Http.dll
 - System.Net.Http.Formatting.dll
 - System.Net.Http.Formatting.xml
 - System.Net.Http.WebRequest.c
 - System.Net.Http.WebRequest.x
 - System.Net.Http.xml
 - System.Web.Helpers.dll
 - System.Web.Helpers.xml
 - System.Web.Http.dll
 - System.Web.Http.WebHost.dll
 - System.Web.Http.WebHost.xml
 - System.Web.Http.xml
 - System.Web.Mvc.dll
 - System.Web.Mvc.xml
 - System.Web.Optimization.dll
 - System.Web.Providers.dll
 - System.Web.Razor.dll
 - System.Web.Razor.xml
 - System.Web.WebPages.Deploy
 - System.Web.WebPages.Deploy
 - System.Web.WebPages.dll
 - System.Web.WebPages.Razor.c
 - System.Web.WebPages.Razor.x
 - System.Web.WebPages.xml
 - WebApiTst1.dll
 - WebApiTst1.pdb
 - WebApiTst1.xml
 - WebGrease.dll
- Content
- Controllers
 - HomeController.vb
 - ValuesController.vb
- Images
- Models
- My Project
- obj
- Scripts
- Views
- favicon.ico

Server Explorer

- Data Connections
 - intel.CentralPage.dbo
 - intel.MyArchive.dbo
 - intel.socialhootz.services.dbo
 - intel.Stacks.dbo
 - intel.test.dbo
 - sql2005.FileStream2.dbo
 - sql2005.vOtpusk_.dbo
 - sql2005.vOtpusk_Arenda.dbo
 - sql2008.Exhibition.dbo
 - sql2008.Gruveo.dbo
 - sql2008.Gruveo2.dbo
 - sql2008.Ocmr.dbo
 - sql2008.OCMR_FS.dbo
 - sql2008.Omsk.dbo
 - sql2008.Routes.dbo
 - sql2008.RozzOil.dbo
 - sql2008.TheHouse.dbo
- Servers
 - INTEL
- SharePoint Connections

WebApiConfig.vb RouteConfig.vb BundleConfig.vb Web.config HomeController.vb ValuesController.vb

(General) (Declarations)

```

1 Imports System.Web
2 Imports System.Web.Optimization
3
4 Public Class BundleConfig
5     ' For more information on Bundling, visit http://go.microsoft.com/fwlink/?LinkId=254725
6     Public Shared Sub RegisterBundles(ByVal bundles As BundleCollection)
7
8
9
10
11
12
13
14
15
16
17
18
19
20
21
22
23
24
25
26
27
28
29
30
31
32
33
34
35
36
37
38

```

Atlassian

Issues - JIRA

- Local-JIRA (default)
 - Agile
 - SCRUM board
 - Sample Sprint 2
 - SSP board
 - Sample Sprint 1
 - Sample Sprint 2
 - Preset Filters
 - Unscheduled
 - Outstanding
 - Assigned To Me
 - Reported By Me
 - Resolved Recently
 - Added Recently
 - Updated Recently
 - Most Important
 - Favourite Filters
 - Local Filters
 - Recently Open Issues

Summary P Status Updated

100 %

Find Results 1

Loaded saved filters for server Local-JIRA

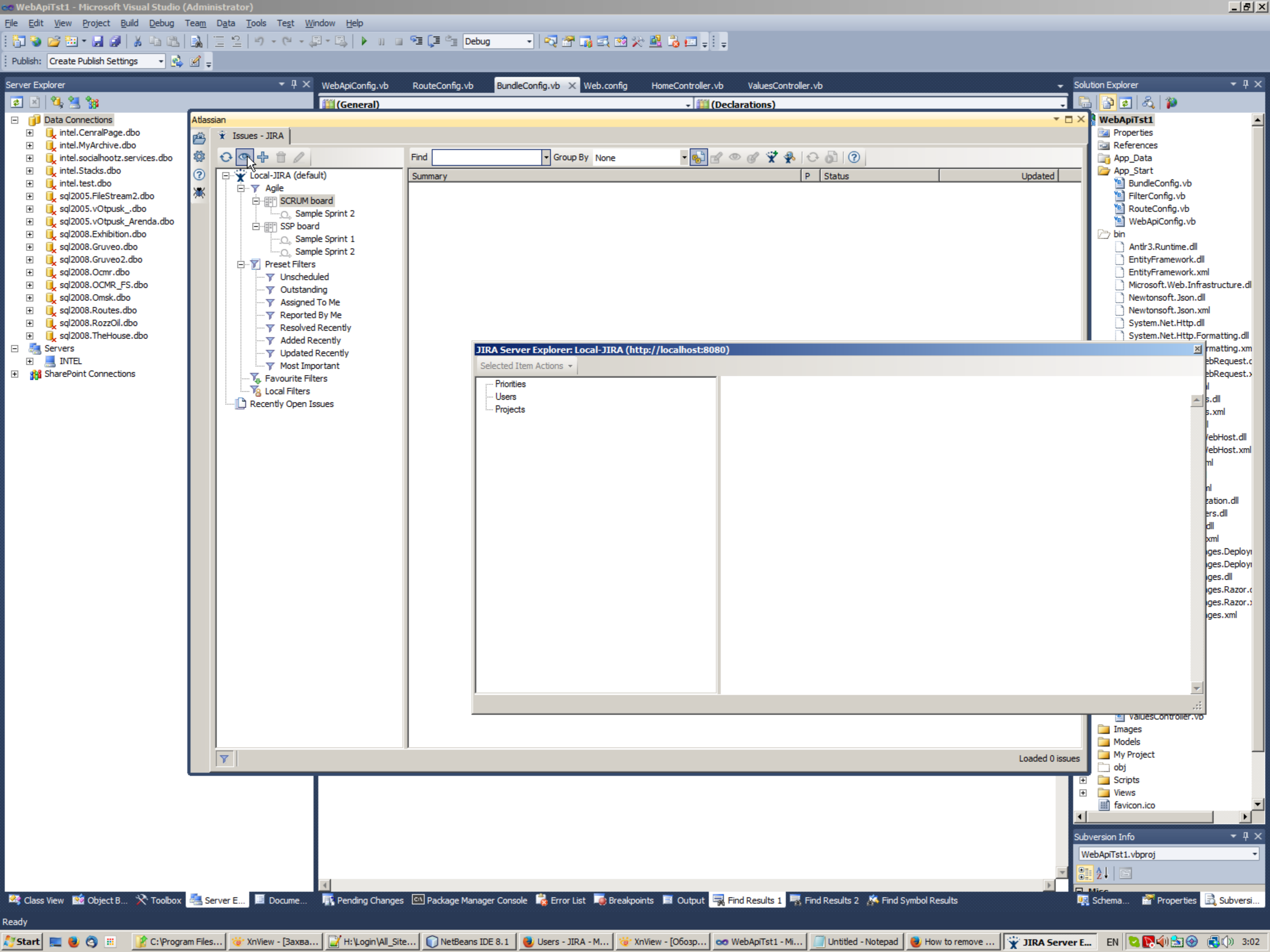
Solution Explorer

WebApiTst1

- Properties
- References
- App_Data
- App_Start
 - BundleConfig.vb
 - FilterConfig.vb
 - RouteConfig.vb
 - WebApiConfig.vb
- bin
 - Antlr3.Runtime.dll
 - EntityFramework.dll
 - EntityFramework.xml
 - Microsoft.Web.Infrastructure.dll
 - Newtonsoft.Json.dll
 - Newtonsoft.Json.xml
 - System.Net.Http.dll
 - System.Net.Http.Formatting.dll
 - System.Net.Http.Formatting.xml
 - System.Net.Http.WebRequest.c
 - System.Net.Http.WebRequest.x
 - System.Net.Http.xml
 - System.Web.Helpers.dll
 - System.Web.Helpers.xml
 - System.Web.Http.dll
 - System.Web.Http.WebHost.dll
 - System.Web.Http.WebHost.xml
 - System.Web.Http.xml
 - System.Web.Mvc.dll
 - System.Web.Mvc.xml
 - System.Web.Optimization.dll
 - System.Web.Providers.dll
 - System.Web.Razor.dll
 - System.Web.Razor.xml
 - System.Web.WebPages.Deploy
 - System.Web.WebPages.Deploy
 - System.Web.WebPages.dll
 - System.Web.WebPages.Razor.c
 - System.Web.WebPages.Razor.x
 - System.Web.WebPages.xml
 - WebApiTst1.dll
 - WebApiTst1.pdb
 - WebApiTst1.xml
 - WebGrease.dll
- Content
- Controllers
 - HomeController.vb
 - ValuesController.vb
- Images
- Models
- My Project
- obj
- Scripts
- Views
- favicon.ico

Subversion Info

WebApiTst1.vbproj



- Data Connections
 - intel.CenralPage.dbo
 - intel.MyArchive.dbo
 - intel.socialhootz.services.dbo
 - intel.Stacks.dbo
 - intel.test.dbo
 - sql2005.FileStream2.dbo
 - sql2005.vOtpusk_.dbo
 - sql2005.vOtpusk_Arenda.dbo
 - sql2008.Exhibition.dbo
 - sql2008.Gruveo.dbo
 - sql2008.Gruveo2.dbo
 - sql2008.Ocmr.dbo
 - sql2008.OCMR_FS.dbo
 - sql2008.Omsk.dbo
 - sql2008.Routes.dbo
 - sql2008.RozzOil.dbo
 - sql2008.TheHouse.dbo
- Servers
 - INTEL
- SharePoint Connections

Atlassian

Issues - JIRA

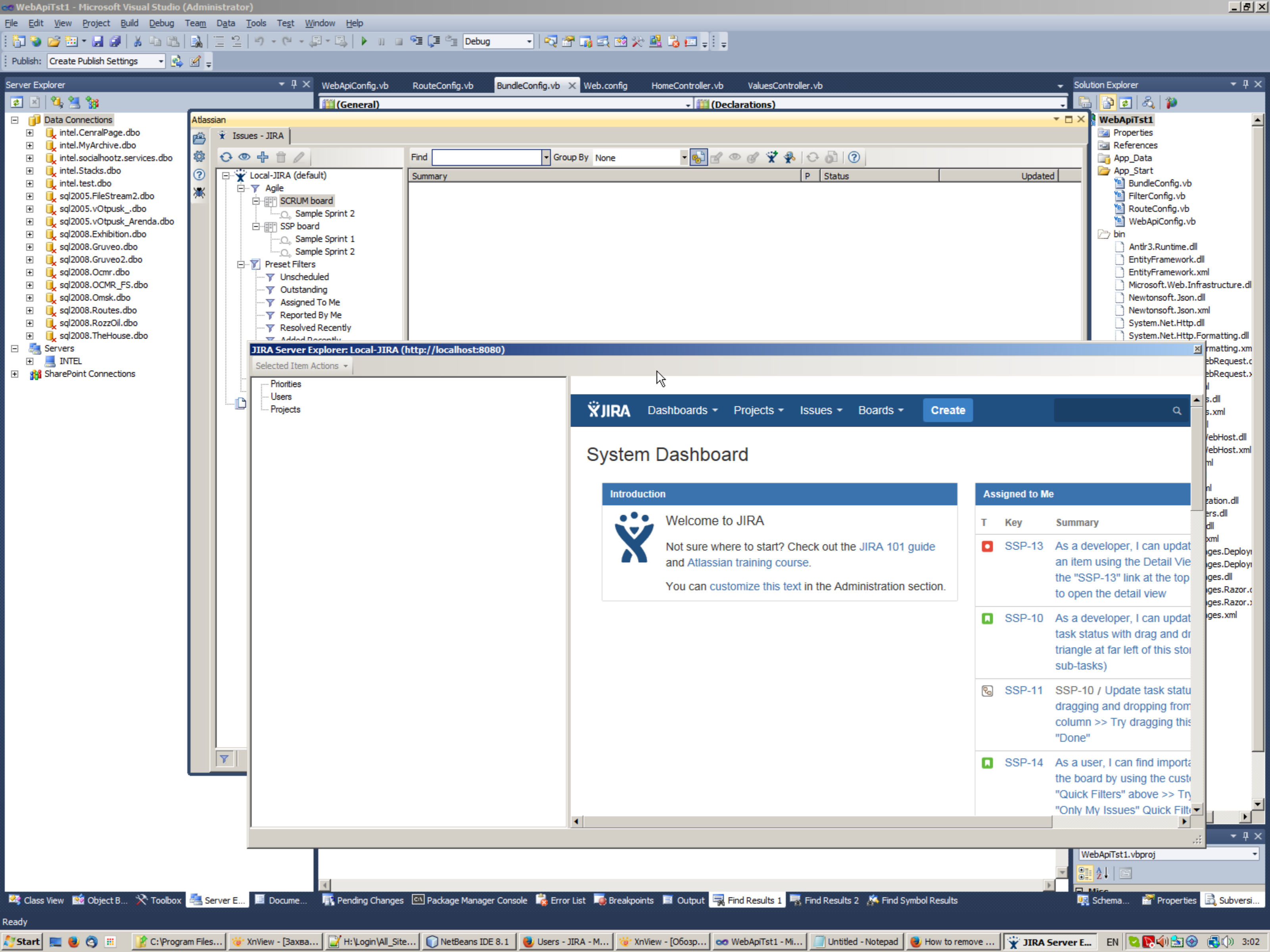
Local-JIRA (default)

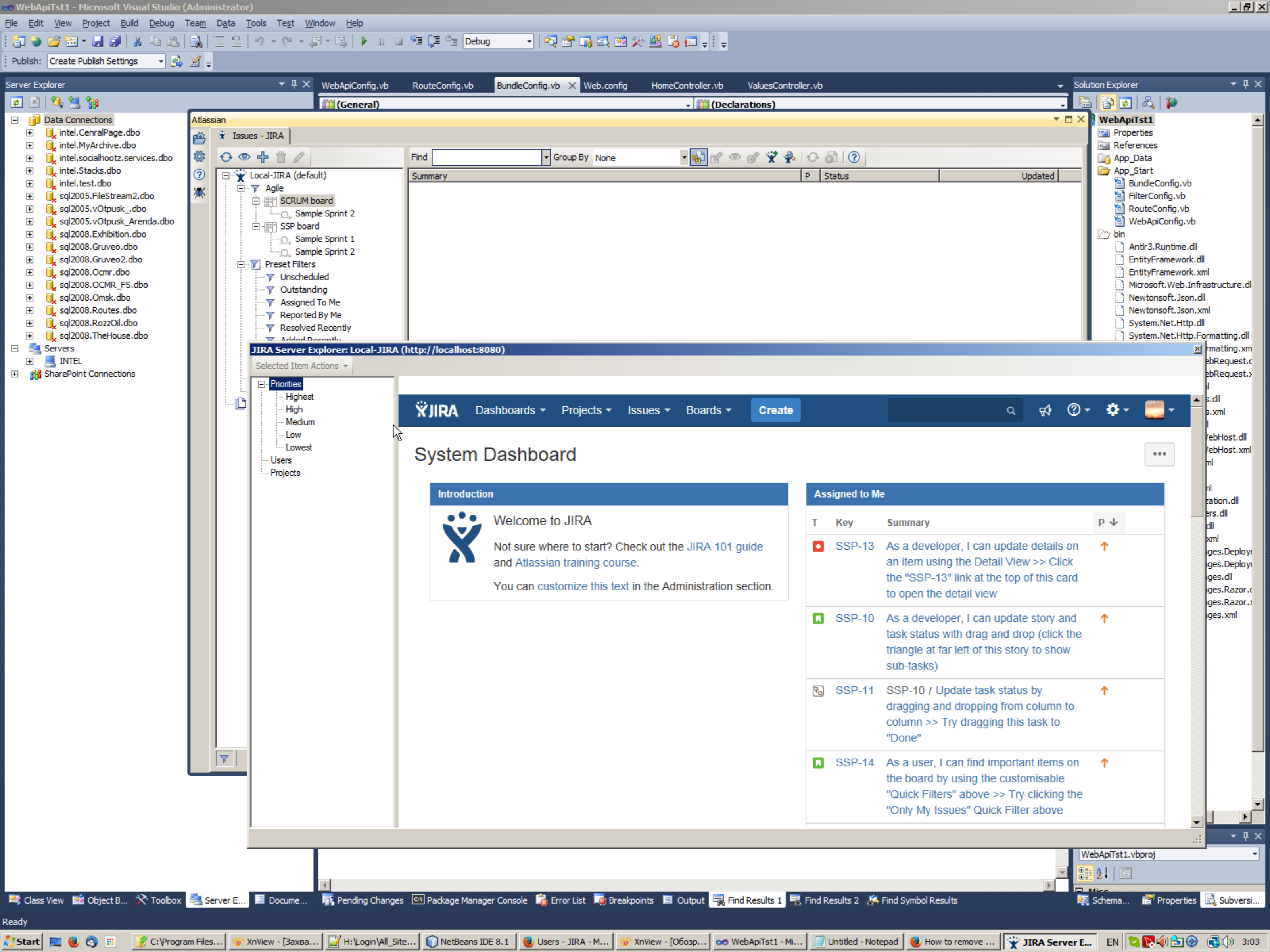
- Agile
 - SCRUM board
 - Sample Sprint 2
 - SSP board
 - Sample Sprint 1
 - Sample Sprint 2
- Preset Filters
 - Unscheduled
 - Outstanding
 - Assigned To Me
 - Reported By Me
 - Resolved Recently
 - Added Recently
 - Updated Recently
 - Most Important
- Favourite Filters
- Local Filters
- Recently Open Issues

Find Group By None

| Summary | P | Status | Updated |
|--|---|--------|---------|
| <p>JIRA Server Explorer: Local-JIRA (http://localhost:8080)</p> <p>Selected Item Actions</p> <ul style="list-style-type: none"> Priorities Users Projects | | | |

- WebApiTst1
- Properties
 - References
 - App_Data
 - App_Start
 - BundleConfig.vb
 - FilterConfig.vb
 - RouteConfig.vb
 - WebApiConfig.vb
 - bin
 - Antlr3.Runtime.dll
 - EntityFramework.dll
 - EntityFramework.xml
 - Microsoft.Web.Infrastructure.dll
 - Newtonsoft.Json.dll
 - Newtonsoft.Json.xml
 - System.Net.Http.dll
 - System.Net.Http.Formatting.dll





Atlassian

Issues - JIRA

Find Group By None

Summary P Status Updated

Local-JIRA (default)

- Agile
 - SCRUM board
 - Sample Sprint 2
 - SSP board
 - Sample Sprint 1
 - Sample Sprint 2
- Preset Filters
 - Unscheduled
 - Outstanding
 - Assigned To Me
 - Reported By Me
 - Resolved Recently
 - Added Recently

JIRA Dashboards Projects Issues Boards Create

System Dashboard

Introduction

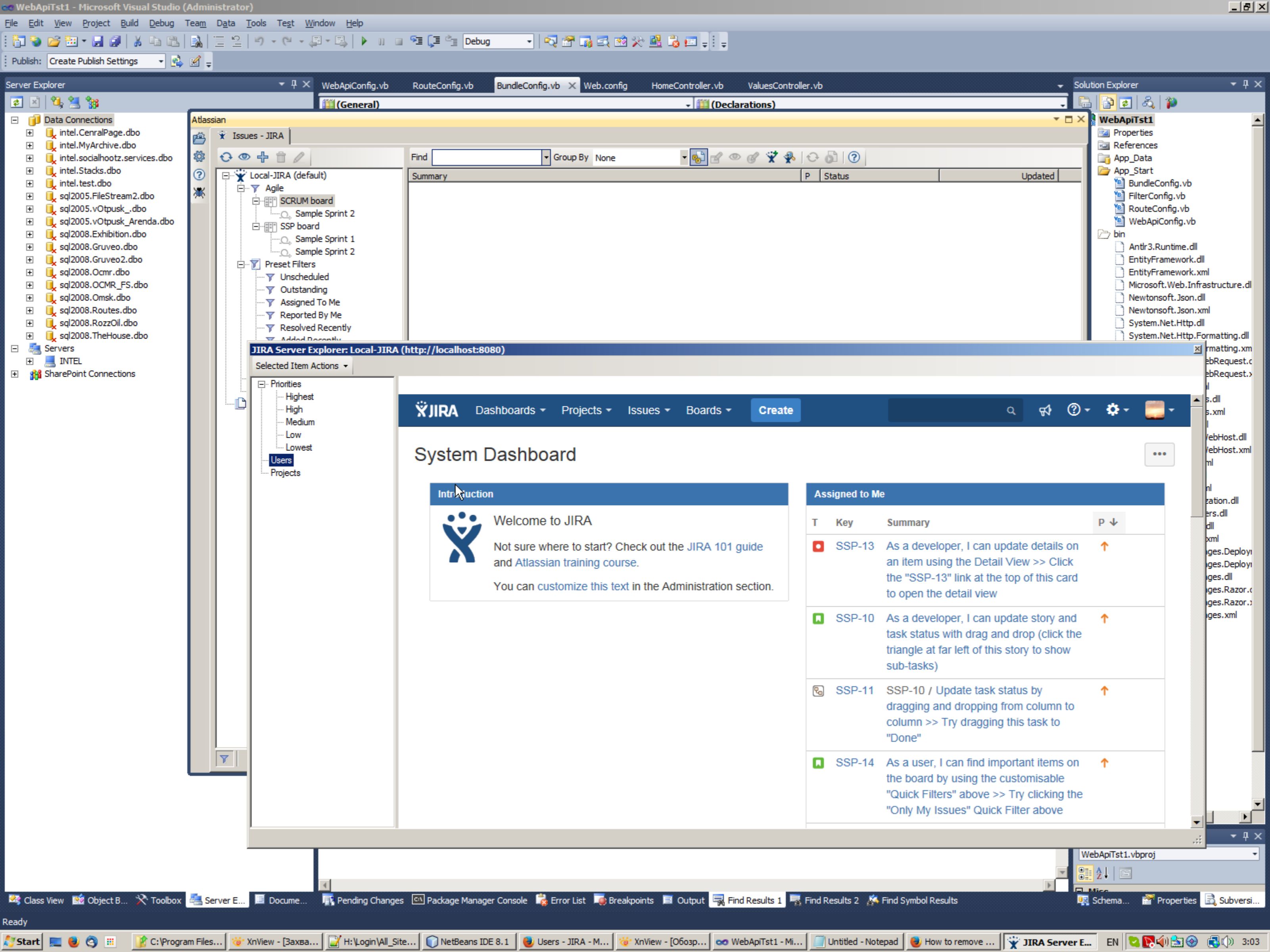
Welcome to JIRA

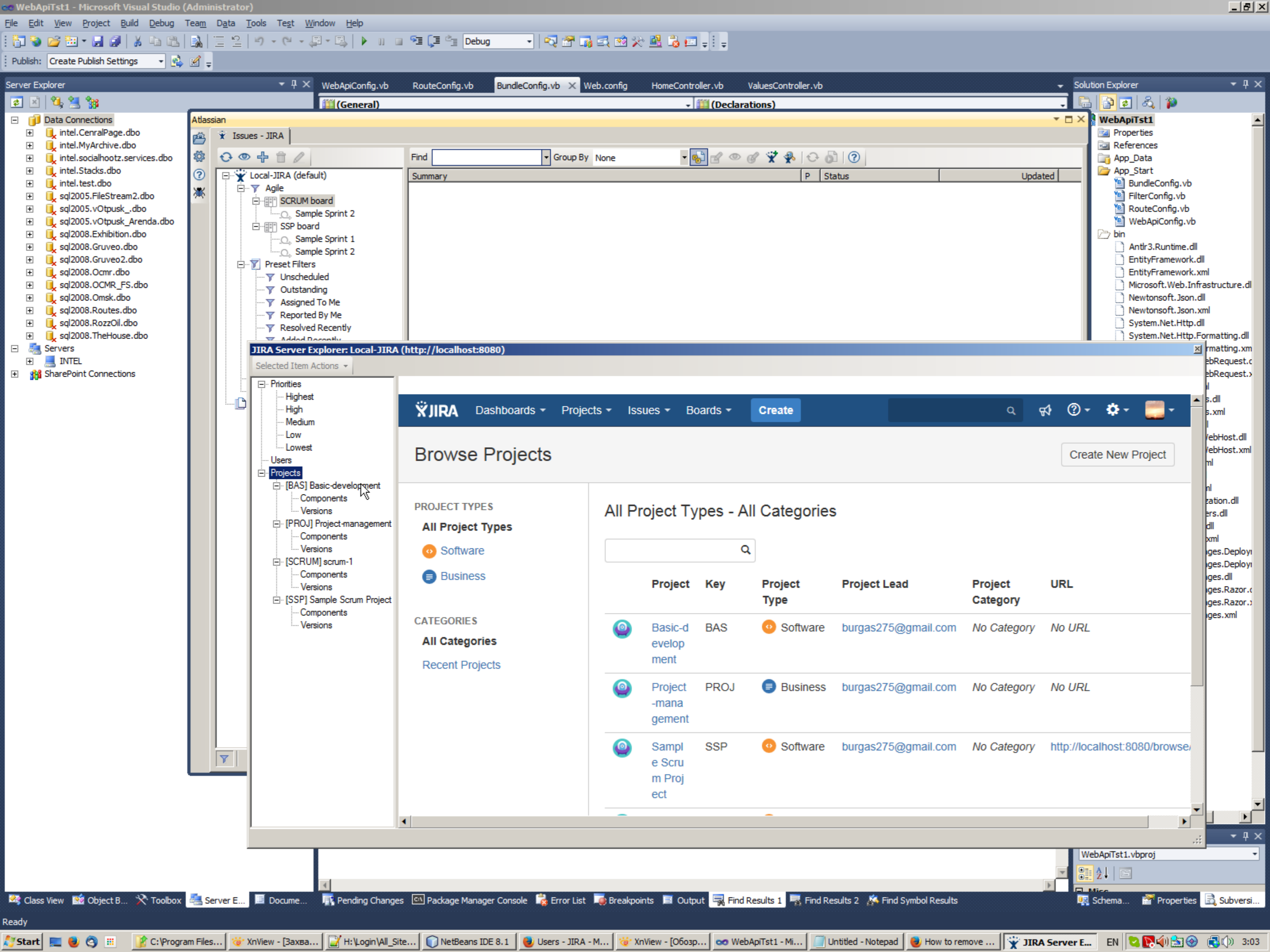
Not sure where to start? Check out the [JIRA 101 guide](#) and [Atlassian training course](#).

You can [customize this text](#) in the Administration section.

Assigned to Me

| T | Key | Summary | P ↓ |
|---|--------|--|-----|
| 🔴 | SSP-13 | As a developer, I can update details on an item using the Detail View >> Click the "SSP-13" link at the top of this card to open the detail view | ↑ |
| 🟢 | SSP-10 | As a developer, I can update story and task status with drag and drop (click the triangle at far left of this story to show sub-tasks) | ↑ |
| 🟡 | SSP-11 | SSP-10 / Update task status by dragging and dropping from column to column >> Try dragging this task to "Done" | ↑ |
| 🟢 | SSP-14 | As a user, I can find important items on the board by using the customisable "Quick Filters" above >> Try clicking the "Only My Issues" Quick Filter above | ↑ |





- Data Connections
 - intel.CenralPage.dbo
 - intel.MyArchive.dbo
 - intel.socialhootz.services.dbo
 - intel.Stacks.dbo
 - intel.test.dbo
 - sql2005.FileStream2.dbo
 - sql2005.vOtpusk_.dbo
 - sql2005.vOtpusk_Arenda.dbo
 - sql2008.Exhibition.dbo
 - sql2008.Gruveo.dbo
 - sql2008.Gruveo2.dbo
 - sql2008.Ocmr.dbo
 - sql2008.OCMR_FS.dbo
 - sql2008.Omsk.dbo
 - sql2008.Routes.dbo
 - sql2008.RozzOil.dbo
 - sql2008.TheHouse.dbo
- Servers
 - INTEL
- SharePoint Connections

Atlassian

Issues - JIRA

Find Group By None

Local-JIRA (default)

- Agile
 - SCRUM board
 - Sample Sprint 2
 - SSP board
 - Sample Sprint 1
 - Sample Sprint 2
- Preset Filters
 - Unscheduled
 - Outstanding
 - Assigned To Me
 - Reported By Me
 - Resolved Recently
 - Added Recently

Summary

| P | Status | Updated |
|---|--------|---------|
| | | |

- WebApiTst1
- Properties
 - References
 - App_Data
 - App_Start
 - BundleConfig.vb
 - FilterConfig.vb
 - RouteConfig.vb
 - WebApiConfig.vb
 - bin
 - Antlr3.Runtime.dll
 - EntityFramework.dll
 - EntityFramework.xml
 - Microsoft.Web.Infrastructure.dll
 - Newtonsoft.Json.dll
 - Newtonsoft.Json.xml
 - System.Net.Http.dll
 - System.Net.Http.Formatting.dll

JIRA Server Explorer: Local-JIRA (http://localhost:8080)

Selected Item Actions

JIRA Dashboards Projects Issues Boards Create

Browse Projects

Create New Project

PROJECT TYPES

All Project Types

- Software
- Business

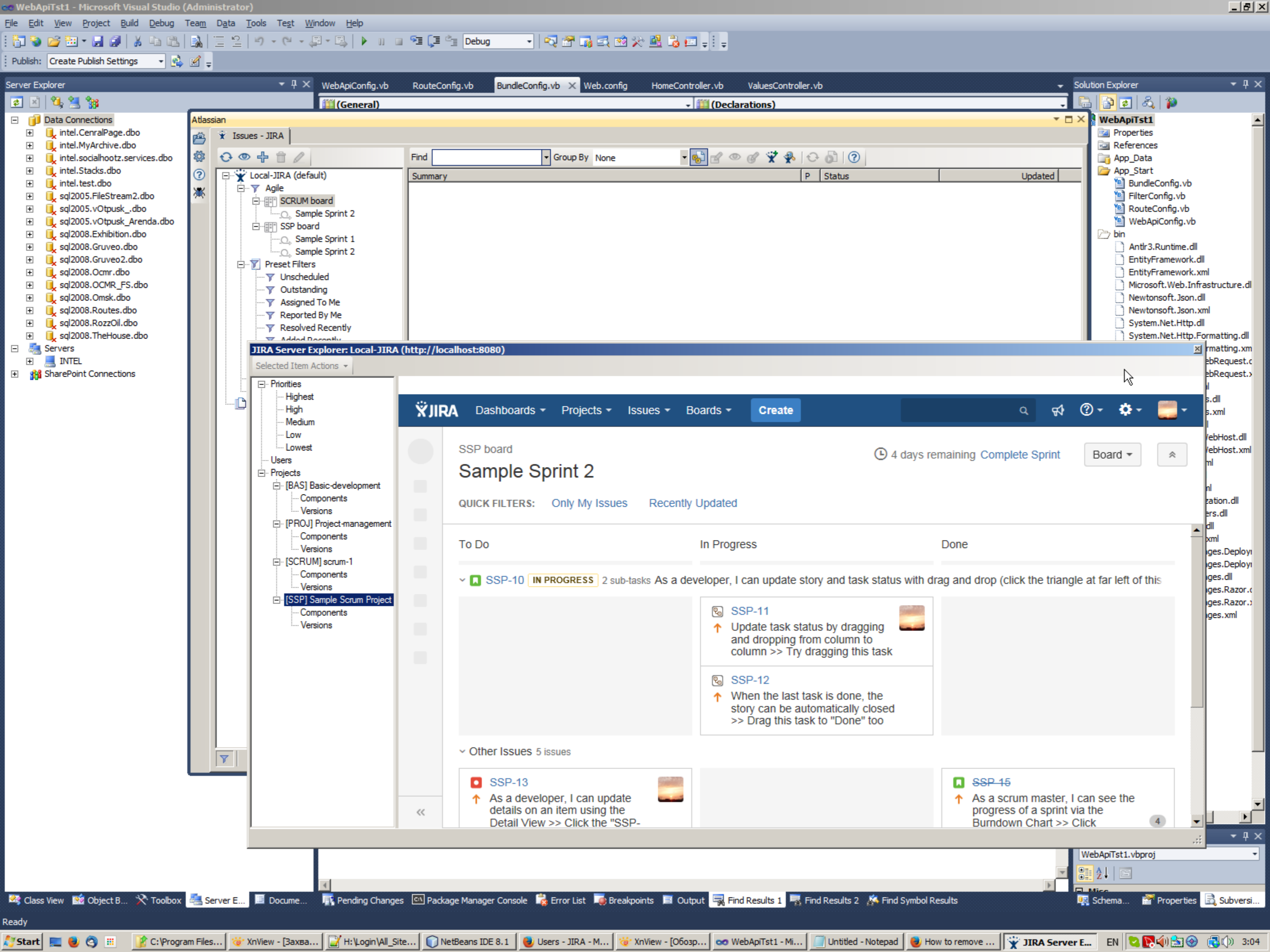
CATEGORIES

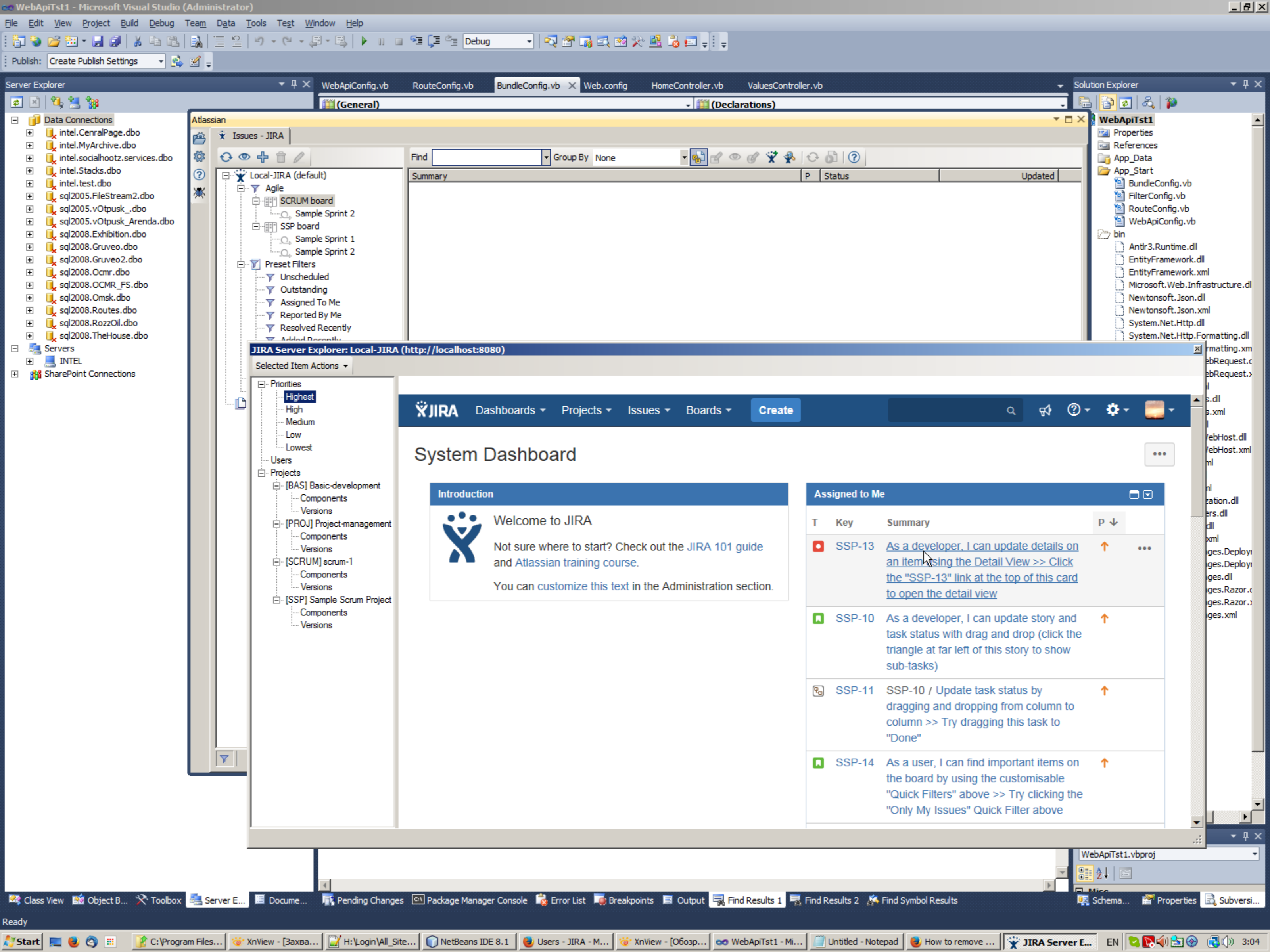
All Categories

Recent Projects

All Project Types - All Categories

| Project | Key | Project Type | Project Lead | Project Category | URL |
|----------------------|------|--------------|---------------------|------------------|----------------------------------|
| Basic-development | BAS | Software | burgas275@gmail.com | No Category | No URL |
| Project-management | PROJ | Business | burgas275@gmail.com | No Category | No URL |
| Sample Scrum Project | SSP | Software | burgas275@gmail.com | No Category | http://localhost:8080/browse/... |





Data Connections

- intel.CentralPage.dbo
- intel.MyArchive.dbo
- intel.socialhootz.services.dbo
- intel.Stacks.dbo
- intel.test.dbo
- sql2005.FileStream2.dbo
- sql2005.vOtpusk_.dbo
- sql2005.vOtpusk_Arenda.dbo
- sql2008.Exhibition.dbo
- sql2008.Gruveo.dbo
- sql2008.Gruveo2.dbo
- sql2008.Ocmr.dbo
- sql2008.OCMR_FS.dbo
- sql2008.Omsk.dbo
- sql2008.Routes.dbo
- sql2008.RozzOil.dbo
- sql2008.TheHouse.dbo

Servers

- INTEL
- SharePoint Connections

Atlassian

Issues - JIRA

Find Group By None

Local-JIRA (default)

- Agile
 - SCRUM board
 - Sample Sprint 2
 - SSP board
 - Sample Sprint 1
 - Sample Sprint 2
 - Preset Filters
 - Unscheduled
 - Outstanding
 - Assigned To Me
 - Reported By Me
 - Resolved Recently
 - Added Recently

Solution Explorer

WebApiTst1

- Properties
- References
- App_Data
- App_Start
 - BundleConfig.vb
 - FilterConfig.vb
 - RouteConfig.vb
 - WebApiConfig.vb
- bin
 - Antlr3.Runtime.dll
 - EntityFramework.dll
 - EntityFramework.xml
 - Microsoft.Web.Infrastructure.dll
 - Newtonsoft.Json.dll
 - Newtonsoft.Json.xml
 - System.Net.Http.dll
 - System.Net.Http.Formatting.dll

JIRA Server Explorer: Local-JIRA (http://localhost:8080)

Selected Item Actions

Priorities

- Highest
- High
- Medium
- Low
- Lowest

Users

Projects

- [BAS] Basic-development
 - Components
 - Versions
- [PROJ] Project-management
 - Components
 - Versions
- [SCRUM] scrum-1
 - Components
 - Versions
- [SSP] Sample Scrum Project
 - Components
 - Versions

JIRA Dashboard

System Dashboard

Introduction

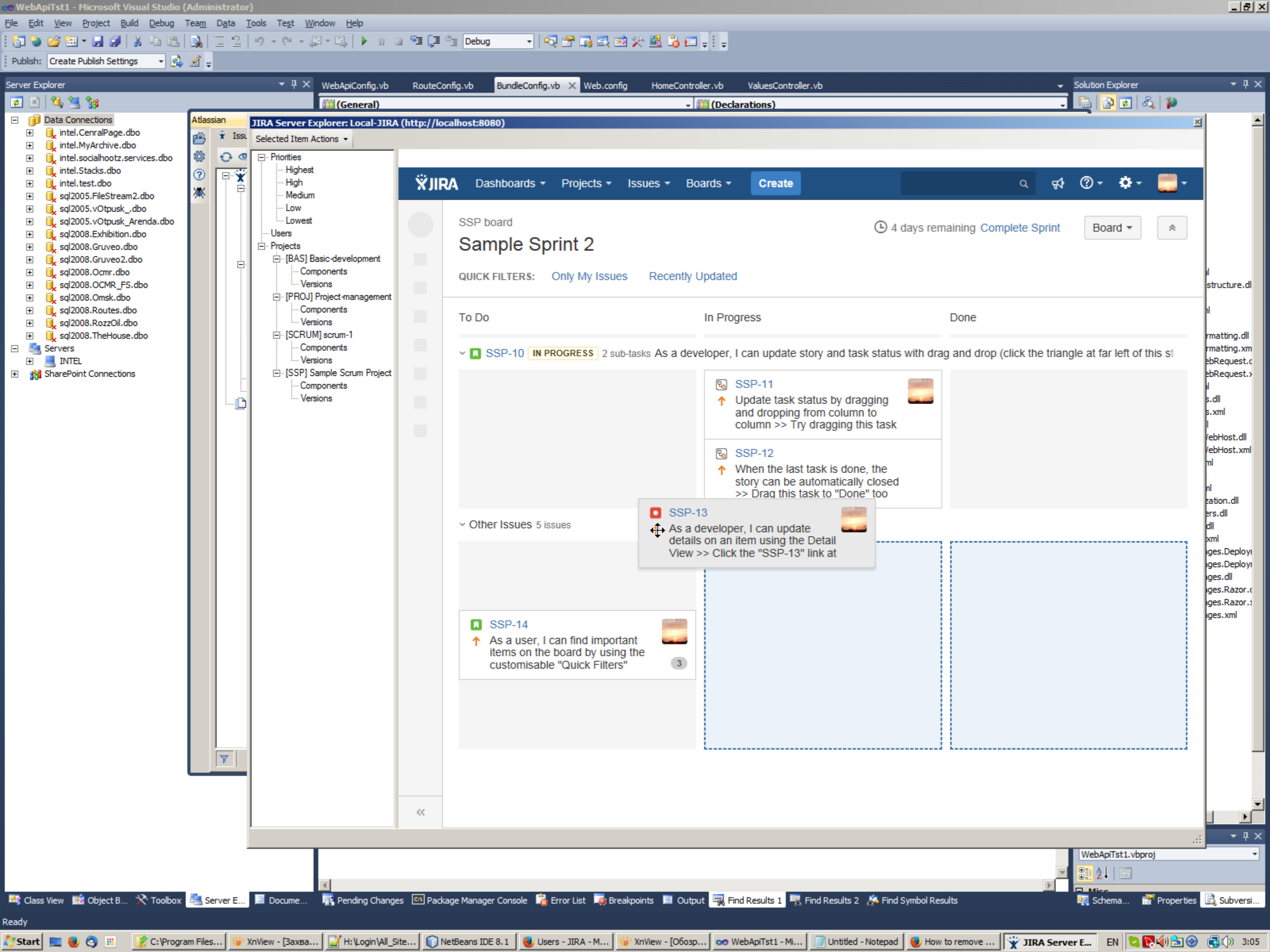
Welcome to JIRA

Not sure where to start? Check out the [JIRA 101 guide](#) and [Atlassian training course](#).

You can [customize this text](#) in the Administration section.

Assigned to Me

| T | Key | Summary | P |
|---|--------|--|---|
| 🔴 | SSP-13 | As a developer, I can update details on an item using the Detail View >> Click the "SSP-13" link at the top of this card to open the detail view | ↑ |
| 🟢 | SSP-10 | As a developer, I can update story and task status with drag and drop (click the triangle at far left of this story to show sub-tasks) | ↑ |
| 🟡 | SSP-11 | SSP-10 / Update task status by dragging and dropping from column to column >> Try dragging this task to "Done" | ↑ |
| 🟢 | SSP-14 | As a user, I can find important items on the board by using the customisable "Quick Filters" above >> Try clicking the "Only My Issues" Quick Filter above | ↑ |



- Data Connections
 - intel.CenralPage.dbo
 - intel.MyArchive.dbo
 - intel.socialhootz.services.dbo
 - intel.Stacks.dbo
 - intel.test.dbo
 - sql2005.FileStream2.dbo
 - sql2005.vOtpusk_.dbo
 - sql2005.vOtpusk_Arenda.dbo
 - sql2008.Exhibition.dbo
 - sql2008.Gruveo.dbo
 - sql2008.Gruveo2.dbo
 - sql2008.Ocmr.dbo
 - sql2008.OCMR_FS.dbo
 - sql2008.Omsk.dbo
 - sql2008.Routes.dbo
 - sql2008.RozzOil.dbo
 - sql2008.TheHouse.dbo
- Servers
 - INTEL
- SharePoint Connections

- Atlassian
- JIRA Server Explorer: Local-JIRA (http://localhost:8080)
- Selected Item Actions
- Priorities
 - Highest
 - High
 - Medium
 - Low
 - Lowest
 - Users
 - Projects
 - [BAS] Basic-development
 - Components
 - Versions
 - [PROJ] Project-management
 - Components
 - Versions
 - [SCRUM] scrum-1
 - Components
 - Versions
 - [SSP] Sample Scrum Project
 - Components
 - Versions

JIRA Dashboards Projects Issues Boards Create

SSP board 4 days remaining Complete Sprint Board

Sample Sprint 2

QUICK FILTERS: Only My Issues Recently Updated

To Do In Progress Done

SSP-10 **IN PROGRESS** 2 sub-tasks As a developer, I can update story and task status with drag and drop (click the triangle at far left of this st

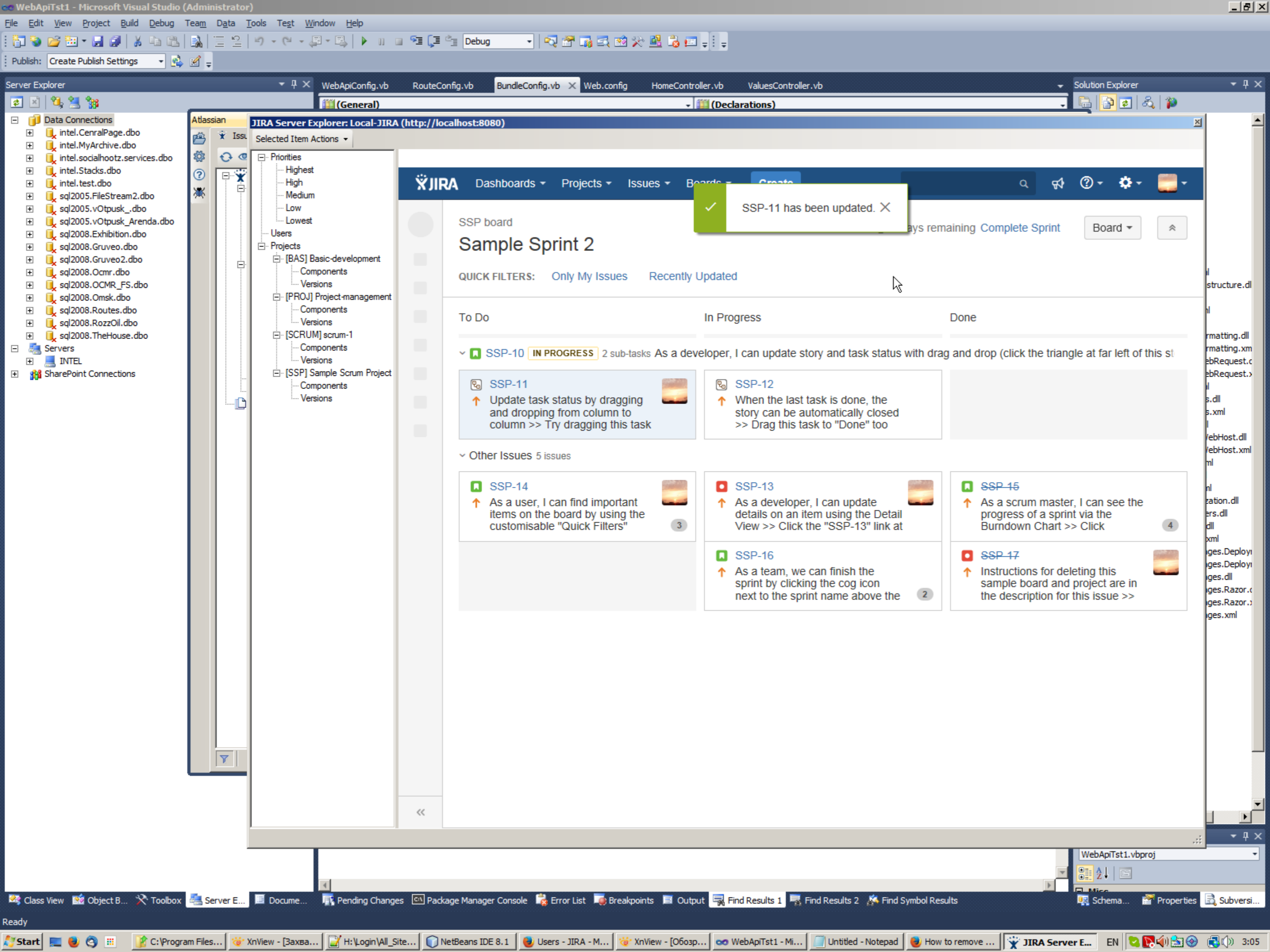
SSP-11 Update task status by dragging and dropping from column to column >> Try dragging this task

SSP-12 When the last task is done, the story can be automatically closed >> Drag this task to "Done" too

SSP-13 As a developer, I can update details on an item using the Detail View >> Click the "SSP-13" link at

Other Issues 5 issues

SSP-14 As a user, I can find important items on the board by using the customisable "Quick Filters" 3



- Data Connections
 - intel.CentralPage.dbo
 - intel.MyArchive.dbo
 - intel.socialhootz.services.dbo
 - intel.Stacks.dbo
 - intel.test.dbo
 - sql2005.FileStream2.dbo
 - sql2005.vOtpusk_.dbo
 - sql2005.vOtpusk_Arenda.dbo
 - sql2008.Exhibition.dbo
 - sql2008.Gruveo.dbo
 - sql2008.Gruveo2.dbo
 - sql2008.Ocmr.dbo
 - sql2008.OCMR_FS.dbo
 - sql2008.Omsk.dbo
 - sql2008.Routes.dbo
 - sql2008.RozzOil.dbo
 - sql2008.TheHouse.dbo
- Servers
 - INTEL
- SharePoint Connections

- Atlassian
- Issues
 - Priorities
 - Highest
 - High
 - Medium
 - Low
 - Lowest
 - Users
 - Projects
 - [BAS] Basic-development
 - Components
 - Versions
 - [PROJ] Project-management
 - Components
 - Versions
 - [SCRUM] scrum-1
 - Components
 - Versions
 - [SSP] Sample Scrum Project
 - Components
 - Versions

JIRA Server Explorer: Local-JIRA (http://localhost:8080)

Selected Item Actions

JIRA Dashboards Projects Issues Boards Create

SSP board 14 days remaining Complete Sprint Board

Sample Sprint 2

QUICK FILTERS: Only My Issues Recently Updated

To Do In Progress Done

SSP-10 IN PROGRESS 2 sub-tasks As a developer, I can update story and task status with drag and drop (click the triangle at far left of this st

SSP-11 Update task status by dragging and dropping from column to column >> Try dragging this task

SSP-12 When the last task is done, the story can be automatically closed >> Drag this task to "Done" too

Other Issues 5 issues

SSP-14 As a user, I can find important items on the board by using the customisable "Quick Filters" 3

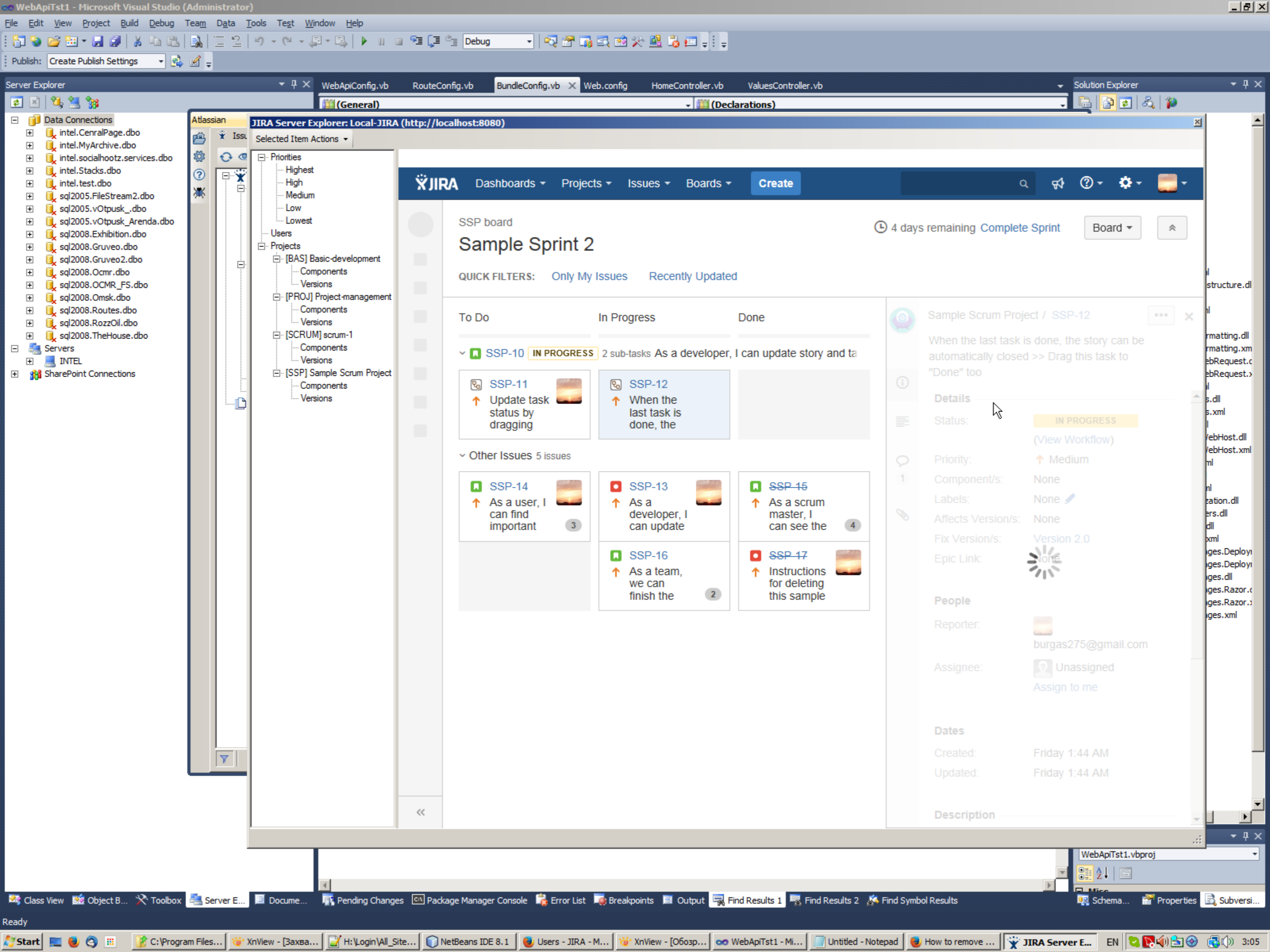
SSP-13 As a developer, I can update details on an item using the Detail View >> Click the "SSP-13" link at

SSP-15 As a scrum master, I can see the progress of a sprint via the Burndown Chart >> Click 4

SSP-16 As a team, we can finish the sprint by clicking the cog icon next to the sprint name above the 2

SSP-17 Instructions for deleting this sample board and project are in the description for this issue >>

SSP-11 has been updated. X



- Data Connections
 - intel.CenralPage.dbo
 - intel.MyArchive.dbo
 - intel.socialhootz.services.dbo
 - intel.Stacks.dbo
 - intel.test.dbo
 - sql2005.FileStream2.dbo
 - sql2005.vOtpusk_.dbo
 - sql2005.vOtpusk_Arenda.dbo
 - sql2008.Exhibition.dbo
 - sql2008.Gruveo.dbo
 - sql2008.Gruveo2.dbo
 - sql2008.Ocmr.dbo
 - sql2008.OCMR_FS.dbo
 - sql2008.Omsk.dbo
 - sql2008.Routes.dbo
 - sql2008.RozzOil.dbo
 - sql2008.TheHouse.dbo
- Servers
 - INTEL
- SharePoint Connections

- Atlassian
- Issues
 - Priorities
 - Highest
 - High
 - Medium
 - Low
 - Lowest
 - Users
 - Projects
 - [BAS] Basic-development
 - Components
 - Versions
 - [PROJ] Project-management
 - Components
 - Versions
 - [SCRUM] scrum-1
 - Components
 - Versions
 - [SSP] Sample Scrum Project
 - Components
 - Versions

JIRA Server Explorer: Local-JIRA (http://localhost:8080)

Selected Item Actions

JIRA Dashboards Projects Issues Boards Create

SSP board 4 days remaining Complete Sprint Board

Sample Sprint 2

QUICK FILTERS: Only My Issues Recently Updated

| To Do | In Progress | Done |
|---|---|--|
| <p>SSP-10 IN PROGRESS 2 sub-tasks As a developer, I can update story and ta</p> <p>SSP-11 Update task status by dragging</p> | <p>SSP-12 When the last task is done, the</p> | |
| <p>Other Issues 5 issues</p> <p>SSP-14 As a user, I can find important 3</p> | <p>SSP-13 As a developer, I can update</p> <p>SSP-16 As a team, we can finish the 2</p> | <p>SSP-15 As a scrum master, I can see the 4</p> <p>SSP-17 Instructions for deleting this sample</p> |

Sample Scrum Project / SSP-12

When the last task is done, the story can be automatically closed >> Drag this task to "Done" too

Details

Status: **IN PROGRESS** (View Workflow)

Priority: Medium

Component/s: None

Labels: None

Affects Version/s: None

Fix Version/s: Version 2.0

Epic Link: None

People

Reporter: burgas275@gmail.com

Assignee: Unassigned Assign to me

Dates

Created: Friday 1:44 AM

Updated: Friday 1:44 AM

Description

scrum-1
SCRUM board

- Backlog
- Active sprints
- Releases
- Reports
- Issues
- Components

PROJECT SHORTCUTS

Add a link to useful information for your whole team to see.

+ Add link

Backlog

QUICK FILTERS: Only My Issues Recently Updated

Sample Sprint 2 1 issue

22/Jan/17 4:17 PM • 05/Feb/17 4:37 PM

SCBUM-1 VB.NET developer, ASP.NET developer, MS SQL developer and system administrator

Sample Sprint 3 0 issues

Start Sprint

Plan a sprint by dragging the sprint footer down below some issues, or by dragging issues here

+ Create issue

0 issues Estimate 0

Backlog 0 issues

Create Sprint

There are currently no issues in the backlog

+ Create issue

Board

scrum-1 / SCRUM-1

VB.NET developer, ASP.NET developer, MS SQL developer and system administrator

Estimate: Unestimated

Details

Status: TO DO (View Workflow)

Priority: Medium

Component/s: None

Labels: demo

Affects Version/s: None

Fix Version/s: None

Epic Link: None

People

Reporter: burgas275@gmail.com

Assignee: burgas275@gmail.com

Dates

Created: Today 1:36 AM

Updated: Today 1:36 AM

Issue Links

blocks

- PROJ-1 This is ... TO DO
- SSP-8 As a pro... TO DO

Description

SuccessStory

Comments

There are no comments yet on this issue.

scrum-1
SCRUM board

- Backlog
- Active sprints
- Releases
- Reports
- Issues
- Components

PROJECT SHORTCUTS
Add a link to useful information for your whole team to see.

+ Add link

Project settings <<

scrum-1 / SCRUM-1
VB.NET developer, ASP.NET developer, MS SQL developer and system administrator

Details

| | | | |
|-----------|---|-------------|------------------------------|
| Type: | ■ Story | Status: | TO DO (View Workflow) |
| Priority: | ↑ Medium | Resolution: | Unresolved |
| Labels: | demo | | |
| Sprint: | Sample Sprint 2 | | |

People

Assignee: burgas275@gmail.com

Reporter: burgas275@gmail.com

Votes: 0

Watchers: 1 Stop watching this issue

Description

SuccessStory

Dates

Created: 2 hours ago

Updated: 2 hours ago

Issue Links

blocks

- PROJ-1 This is your first task ↑ TO DO
- SSP-8 As a product owner, I'd like to include bugs, tasks and other i... ↑ TO DO

Agile

Active Sprint: Sample Sprint 2 ends 05/Feb/17

[View on Board](#)

Activity

There are no comments yet on this issue.

HipChat discussions

Do you want to discuss this issue? Connect to HipChat.

scrum-1 SCRUM board

- Backlog
- Active sprints
- Releases
- Reports
- Issues
- Components

PROJECT SHORTCUTS

Add a link to useful information for your whole team to see.

+ Add link

scrum-1 / SCRUM-1

VB.NET developer, ASP.NET developer, MS SQL developer and system administrator

Edit Comment Assign More To Do In Progress Done Admin

Details

Type: Story
 Priority: Medium
 Labels: demo
 Sprint: Sample Sprint

Description

SuccessStory

Issue Links

blocks

Activity

All Comments Work Log History Activity

There are no comments yet on this issue.

Comment

- Log work
- Agile Board
- Rank to Top
- Rank to Bottom
- Voters
- Stop watching
- Watchers
- Create sub-task
- Convert to sub-task
- Move
- Link
- Clone
- Labels
- Delete

Status: TO DO (View Workflow)

Resolution: Unresolved

like to include bugs, tasks and other i... TO DO

People

Assignee: burgas275@gmail.com

Reporter: burgas275@gmail.com

Votes: 0

Watchers: 1 Stop watching this issue

Dates

Created: 2 hours ago

Updated: 2 hours ago

Agile

Active Sprint: Sample Sprint 2 ends 05/Feb/17

View on Board

HipChat discussions

Do you want to discuss this issue? Connect to HipChat.

Connect Dismiss

scrum-1
SCRUM board

- Backlog
- Active sprints
- Releases
- Reports
- Issues
- Components

PROJECT SHORTCUTS
Add a link to useful information for your whole team to see.

+ Add link

Project settings

Sample Sprint 2

4 days remaining Complete Sprint Board

QUICK FILTERS: Only My Issues Recently Updated

| To Do | In Progress | Done |
|--|-------------|------|
| <p>SCRUM-1</p> <p>↑ VB.NET developer, ASP.NET developer, MS SQL developer and system administrator</p> | | |

scrum-1 / SCRUM-1

VB.NET developer, ASP.NET developer, MS SQL developer and system administrator

Estimate: Unestimated

Details

Status: **TO DO** (View Workflow)

Priority: ↑ Medium

Component/s: None

Labels: demo

Affects Version/s: None

Fix Version/s: None

Epic Link: None

People

Reporter: burgas275@gmail.com

Assignee: burgas275@gmail.com

Dates

Created: Today 1:36 AM

Updated: Today 1:36 AM

Issue Links

blocks

- PROJ-1 This is ... ↑ TO DO
- SSP-8 As a pro... ↑ TO DO

Description

SuccessStory

Comments

There are no comments yet on this issue.

scrum-1 SCRUM board

- Backlog
- Active sprints
- Releases
- Reports
- Issues
- Components

PROJECT SHORTCUTS

Add a link to useful information for your whole team to see.

+ Add link

Project settings

Sample Sprint 2

4 days remaining Complete Sprint Board

QUICK FILTERS: Only My Issues Recently Updated

| To Do | In Progress | Done |
|--|-------------|------|
| <p>SCRUM-1</p> <p>↑ VB.NET developer, ASP.NET developer, MS SQL developer and system administrator</p> | | |

scrum-1 / SCRUM-1

- Edit
- Assign
- Log work
- Send to Top
- Send to Bottom
- Stop watching
- Create sub-task
- Link
- Delete
- Remove from Sprint
- Add flag
- Add flag and comment
- More Actions...

Details

Status:
 Priority:
 Component/s:
 Labels:
 Affects Version/s:
 Fix Version/s:
 Epic Link:

People

Reporter: burgas275@gmail.com
 Assignee: burgas275@gmail.com

Dates

Created: Today 1:36 AM
 Updated: Today 1:36 AM

Issue Links

blocks

- PROJ-1 This is ... TO DO
- SSP-8 As a pro... TO DO

Description

SuccessStory

Comments

There are no comments yet on this issue.

scrum-1 SCRUM board

- Backlog
- Active sprints
- Releases
- Reports
- Issues
- Components

PROJECT SHORTCUTS

Add a link to useful information for your whole team to see.

+ Add link

Sample Sprint 2

4 days remaining Complete Sprint Board

QUICK FILTERS: Only My Issues Recently Updated

To Do

- SCRUM-1
VB.NET developer, ASP.NET developer, MS SQL developer and system administrator

Log Work: SCRUM-1

Time Spent* (eg. 3w 4d 12h) ?
An estimate of how much time you have spent working.

Date Started* 30/Jan/17 3:10 AM

Remaining Estimate Adjust automatically
the estimate will be reduced by the amount of work done, but never below 0.

Leave estimate unset

Set to (eg. 3w 4d 12h)

Reduce by (eg. 3w 4d 12h)

Work Description

Style | B | I | U | A | A |

☺ +

Visual | Text

Viewable by All Users

[Find more time-tracking add-ons...](#)

Log [Cancel](#)

scrum-1 / SCRUM-1

VB.NET developer, ASP.NET developer, MS SQL developer and system administrator

Estimate: Unestimated

Details

Status: TO DO (View Workflow)

Priority: Medium

Component/s: None

Labels: demo

Affects Version/s: None

Fix Version/s: None

Epic Link: None

People

Reporter: burgas275@gmail.com

Assignee: burgas275@gmail.com

Dates

Created: Today 1:36 AM

Updated: Today 1:36 AM

Issue Links

blocks

- PROJ-1 This is ... TO DO
- SSP-8 As a pro... TO DO

Description

SuccessStory

Comments

There are no comments yet on this issue.

scrum-1
SCRUM board

- Backlog
- Active sprints
- Releases
- Reports
- Issues
- Components

PROJECT SHORTCUTS
Add a link to useful information for your whole team to see.

+ Add link

Sample Sprint 2

4 days remaining Complete Sprint Board

QUICK FILTERS: Only My Issues Recently Updated

| To Do | In Progress | Done |
|--|-------------|------|
| <p>SCRUM-1</p> <p>↑ VB.NET developer, ASP.NET developer, MS SQL developer and system administrator</p> | | |

scrum-1 / SCRUM-1

- VB.NET developer
- SQL developer a

Estimate:

Details

Status:

Priority:

Component/s:

Labels:

Affects Version/s:

Fix Version/s:

Epic Link:

People

Reporter:

Assignee:

Dates

Created: Today 1:36 AM

Updated: Today 1:36 AM

Issue Links

blocks

- PROJ-1 This is ... TO DO
- SSP-8 As a pro... TO DO

Description

SuccessStory

Comments

There are no comments yet on this issue.

- Edit
- Assign
- Log work
- Send to Top
- Send to Bottom
- Stop watching
- Create sub-task
- Link
- Delete
- Remove from Sprint
- Add flag
- Add flag and comment
- More Actions...

You have temporary access to administrative functions. [Drop access](#) if you no longer require it. For more information, refer to the [documentation](#).

scrum-1
SCRUM board

- Backlog
- Active sprints
- Releases
- Reports
- Issues
- Components

PROJECT SHORTCUTS

Add a link to useful information for your whole team to see.

+ Add link

Project settings


JIRA Server Explorer: Local-JIRA (http://localhost:8080)

Selected Item Actions

- Priorities
 - Highest
 - High
 - Medium
 - Low
 - Lowest
- Users
- Projects
 - [BAS] Basic-development
 - Components
 - Versions
 - [PROJ] Project-management
 - Components
 - Versions
 - [SCRUM] scrum-1
 - Components
 - Versions
 - [SSP] Sample Scrum Project
 - Components
 - Versions

System Dashboard

Introduction








Welcome to JIRA

Not sure where to start? Check out the [JIRA 101 guide](#) and [Atlassian training course](#).

You can [customize this text](#) in the Administration section.

Assigned to Me

| T | Key | Summary | P ↓ | |
|---|--------|--|-----|-----|
|  | SSP-10 | As a developer, I can update story and task status with drag and drop (click the triangle at far left of this story to show sub-tasks) | ↑ | ... |
|  | SSP-13 | As a developer, I can update details on an item using the Detail View >> Click the "SSP-13" link at the top of this card to open the detail view | ↑ | |
|  | SSP-11 | SSP-10 / Update task status by dragging and dropping from column to column >> Try dragging this task to "Done" | ↑ | |
|  | SSP-14 | As a user, I can find important items on the board by using the customisable "Quick Filters" above >> Try clicking the "Only My Issues" Quick Filter above | ↑ | |
|  | SSP-7 | SSP-6 / This is a sample task. Tasks are used to break down the steps to implement a user story | ↑ | |
| <input checked="" type="checkbox"/> | PROJ-2 | Workflows and statuses | ↑ | |
| <input checked="" type="checkbox"/> | PROJ-3 | Editing tasks | ↑ | |
| <input checked="" type="checkbox"/> | PROJ-1 | This is your first task | ↑ | |
| <input checked="" type="checkbox"/> | PROJ-4 | Searching for information | ↑ | |
| <input checked="" type="checkbox"/> | PROJ-5 | Keyboard shortcuts | ↑ | |

1-10 of 12 1 2 ▶

scrum-1
SCRUM board

- Backlog
- Active sprints
- Releases
- Reports
- Issues
- Components

PROJECT SHORTCUTS

Add a link to useful information for your whole team to see.

+ Add link

Project settings

JIRA Server Explorer: Local-JIRA (http://localhost:8080)

Selected Item Actions

- Priorities
 - Highest
 - High
 - Medium
 - Low
 - Lowest
- Users
- Projects
 - [BAS] Basic-development
 - Components
 - Versions
 - [PROJ] Project-management
 - Components
 - Versions
 - [SCRUM] scrum-1
 - Components
 - Versions
 - [SSP] Sample Scrum Project
 - Components
 - Versions

Sample Scrum Project / SSP-13

As a developer, I can update details on an item using the Detail View >> Click the "SSP-13" link at the top of this card to open the detail view

Edit Comment Assign More To Do In Progress Done Admin Export

Details

| | | | |
|--------------------|-----------------|----------------|-------------|
| Type: | Bug | Status: | IN PROGRESS |
| Priority: | Medium | Resolution: | Unresolved |
| Affects Version/s: | None | Fix Version/s: | Version 2.0 |
| Labels: | None | | |
| Sprint: | Sample Sprint 2 | | |

Description

Editing using the Detail View

Many of the fields in the detail view can be inline edited by simply clicking on them. For other fields you can open Quick Edit, select "Edit" from the cog drop-down.

Activity

All Comments Work Log History Activity

burgas275@gmail.com added a comment - 22/Jan/17 4:17 PM

Joined Sample Sprint 2 7 days 9 hours 10 minutes ago

Comment

People

Assignee: burgas275@gmail.com

Reporter: burgas275@gmail.com

Votes: 0

Watchers: Start watching this issue

Dates

Created: 22/Jan/17 4:17 PM

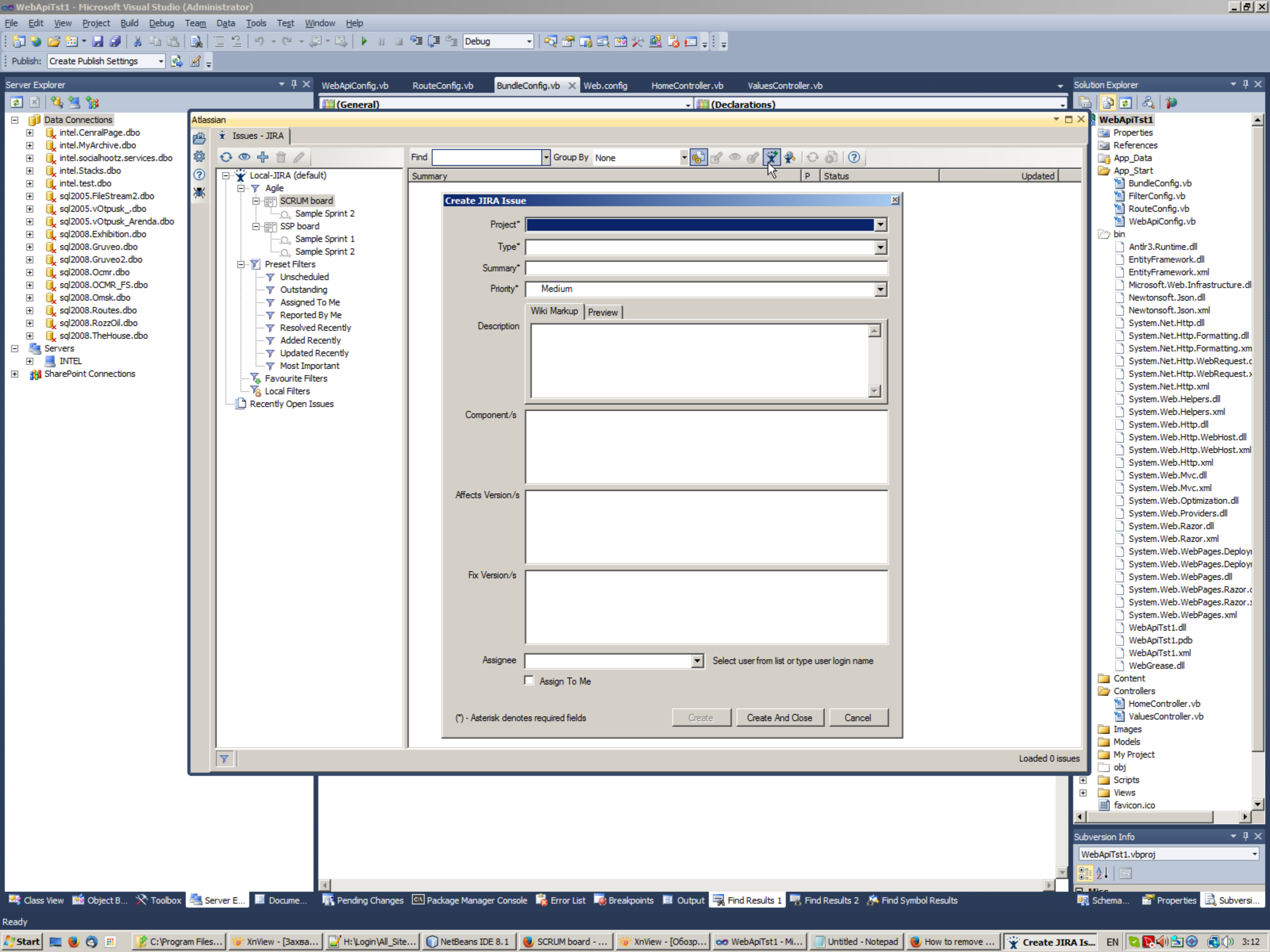
Updated: Today 3:05 AM

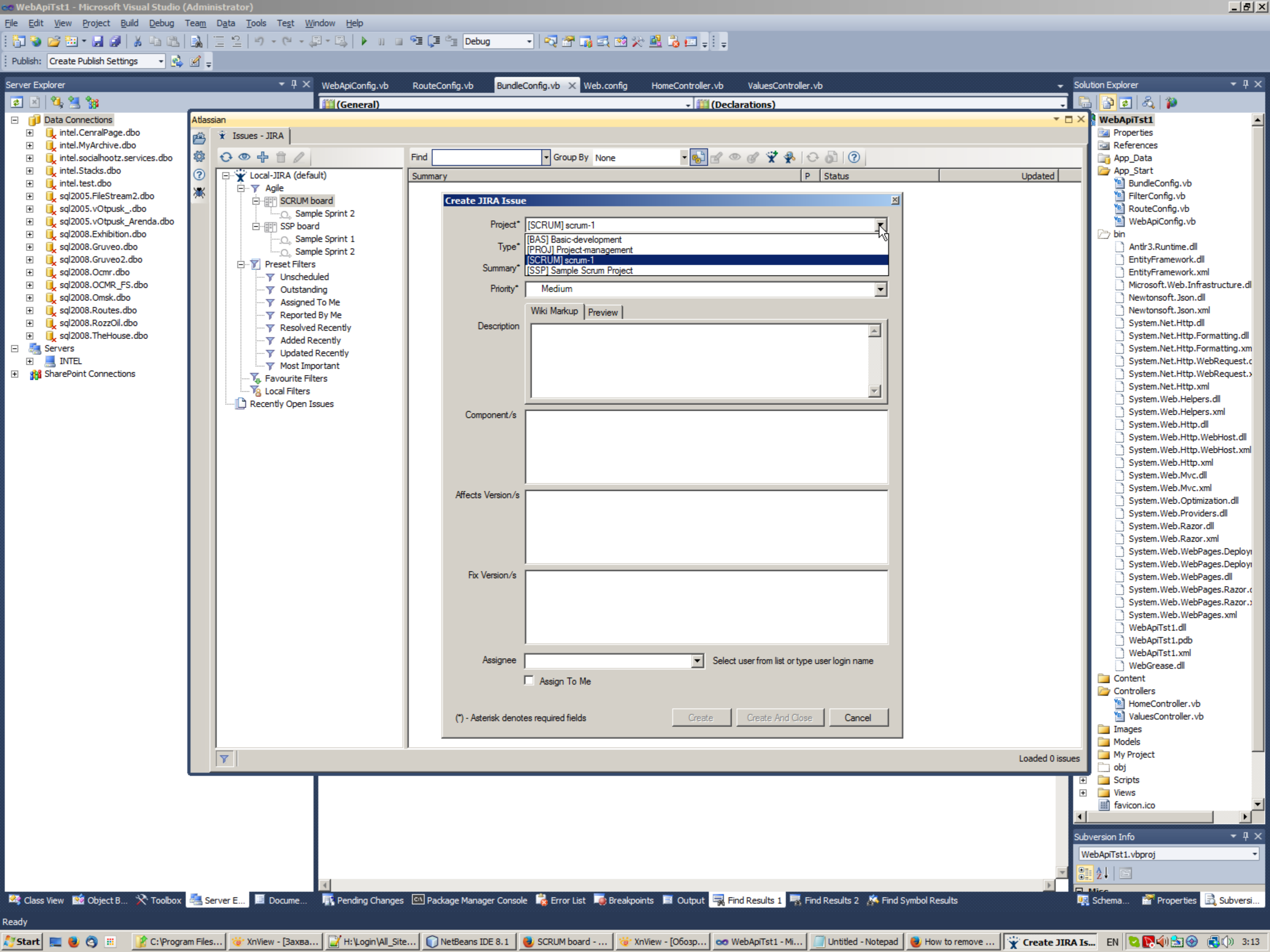
Agile

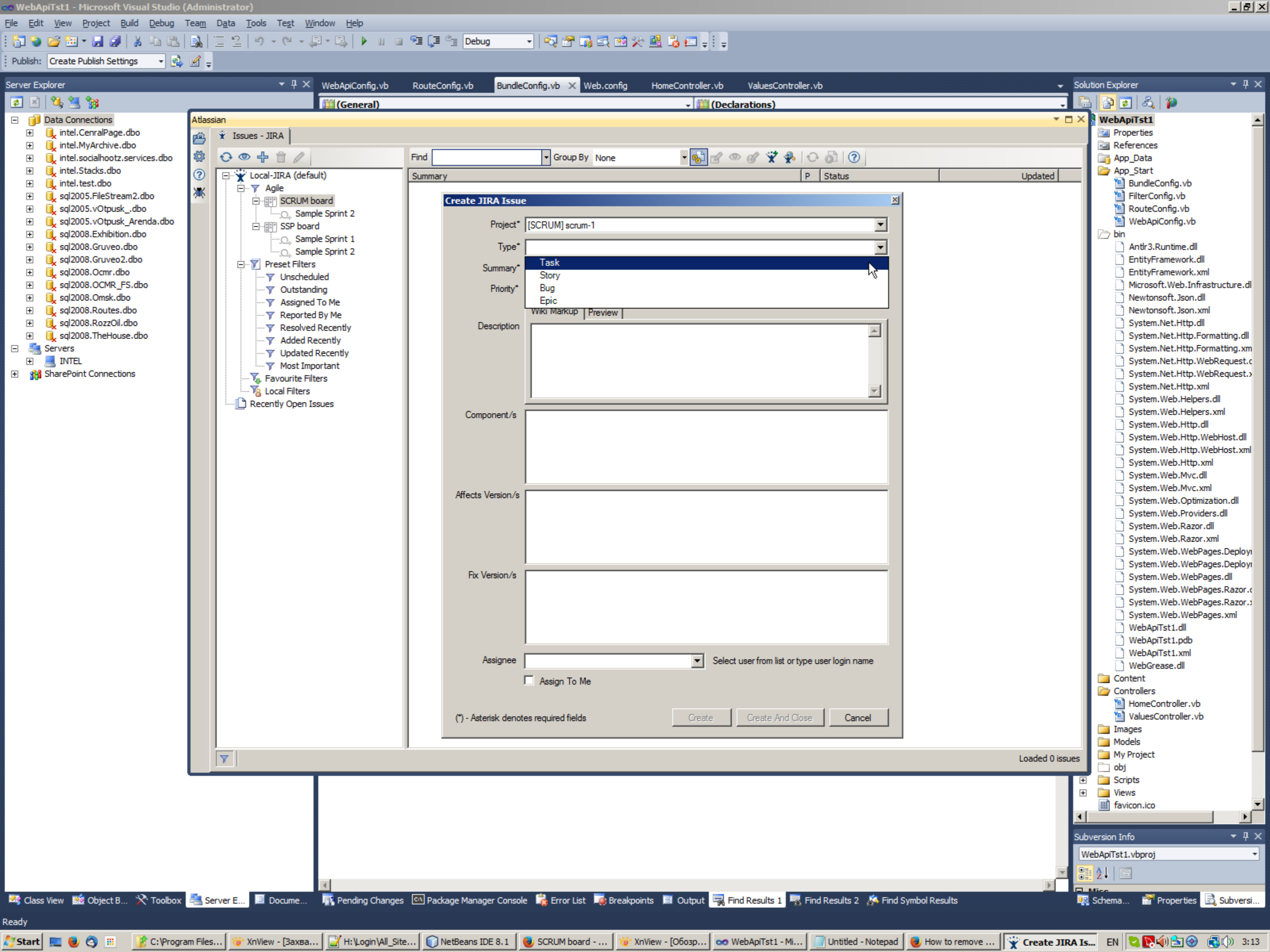
Active Sprint: Sample Sprint 2 ends 05/Feb/17

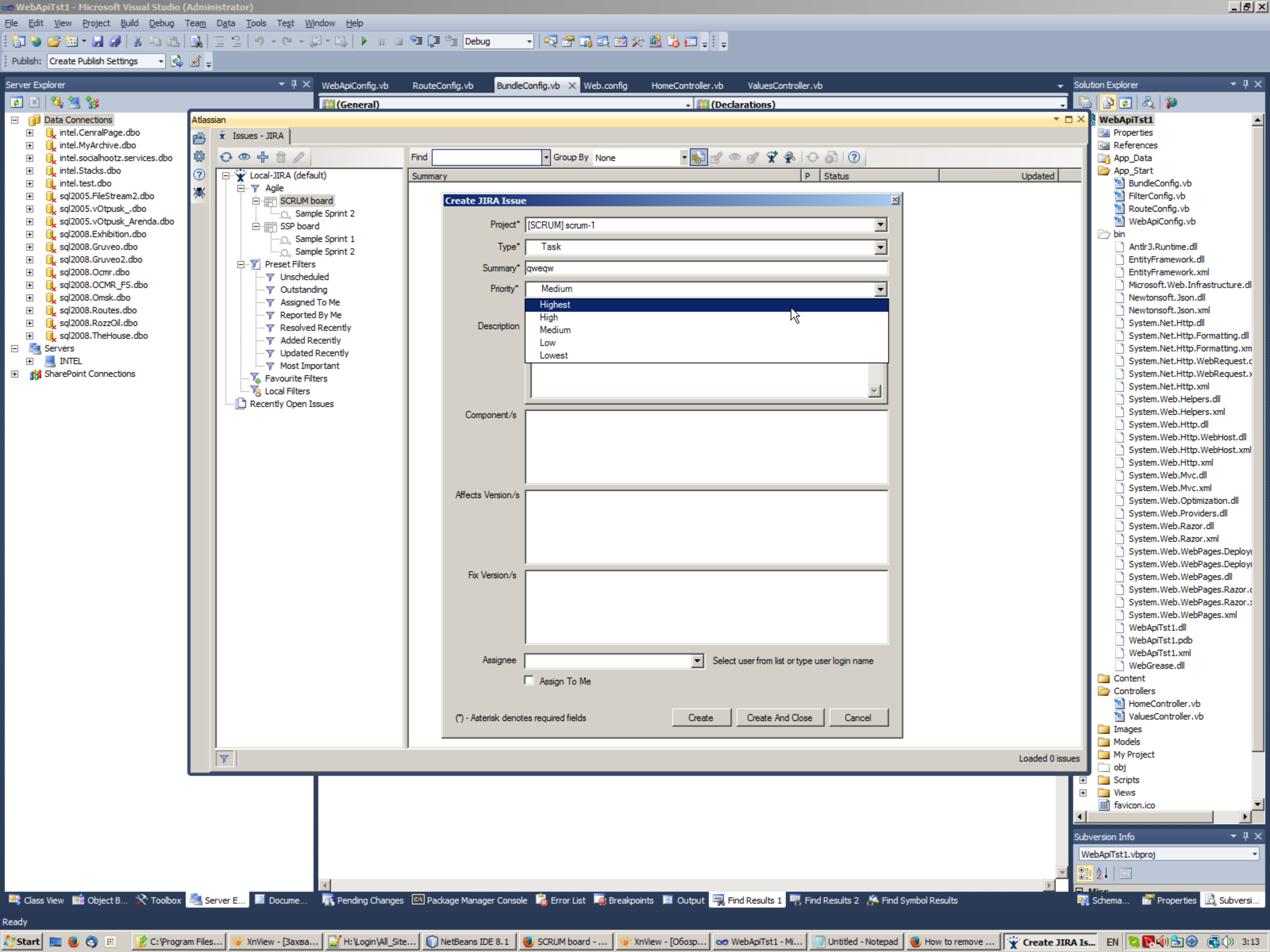
View on Board

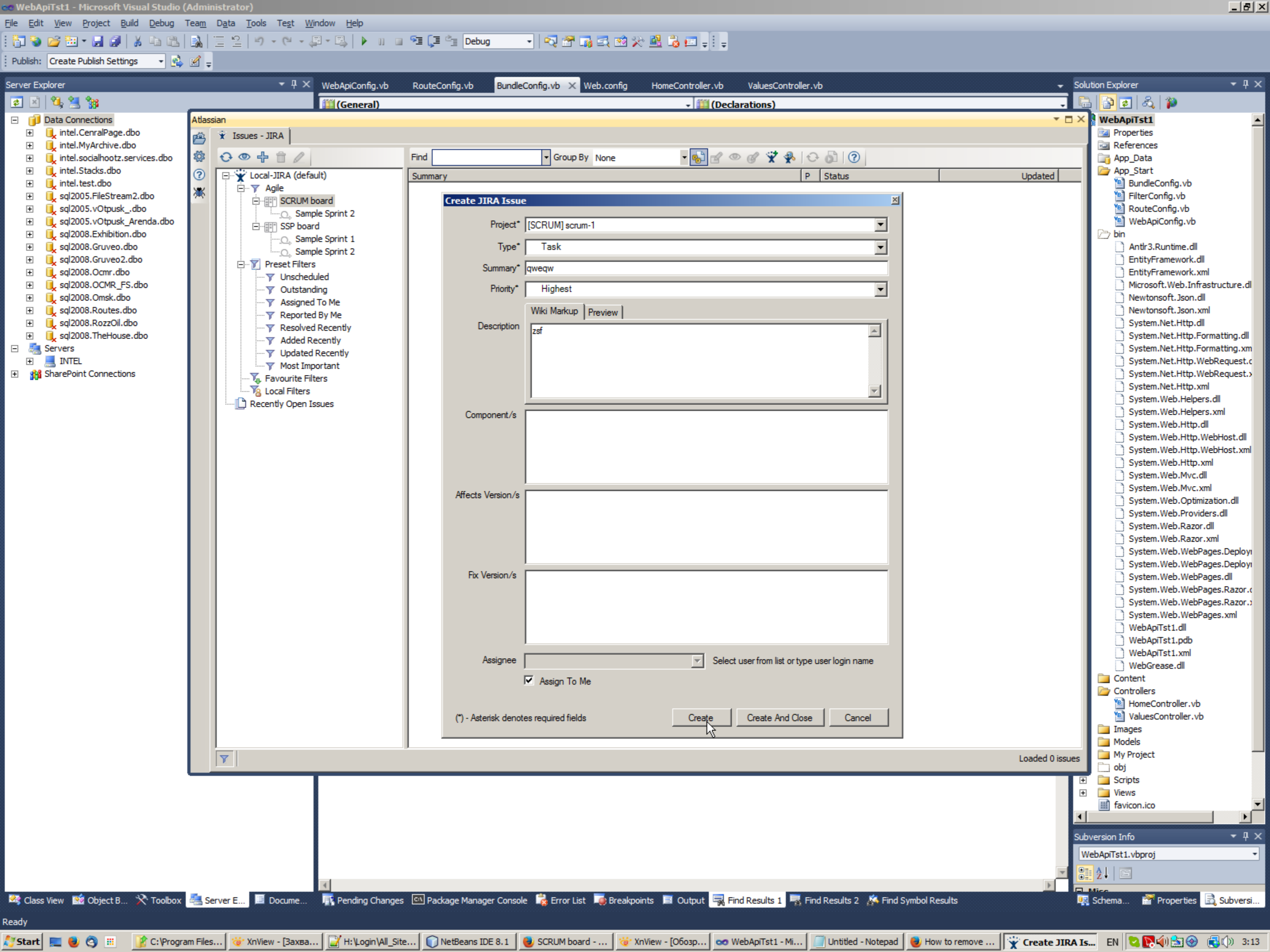
HipChat discussions

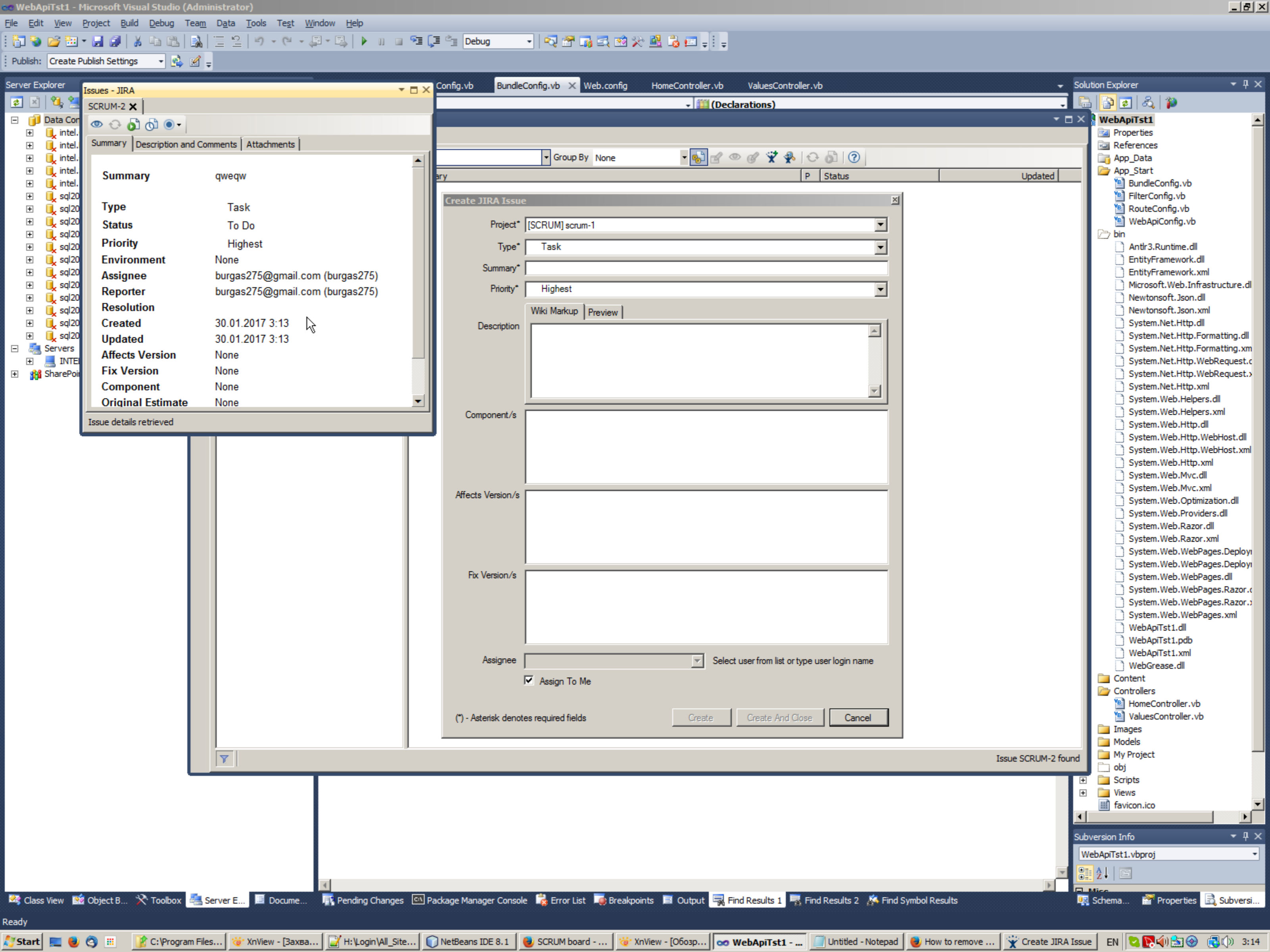












Issues - JIRA SCRUM-2 X Summary Description and Comments Attachments Summary qweqw Type Task Status To Do Priority Highest Environment None Assignee burgas275@gmail.com (burgas275) Reporter burgas275@gmail.com (burgas275) Resolution None Created 30.01.2017 3:13 Updated 30.01.2017 3:13 Affects Version None Fix Version None Component None Original Estimate None Issue details retrieved

Create JIRA Issue Project* [SCRUM] scrum-1 Type* Task Summary* Priority* Highest Description Wiki Markup Preview Component/s Affects Version/s Fix Version/s Assignee Select user from list or type user login name Assign To Me Create Create And Close Cancel (*) - Asterisk denotes required fields

WebApiTst1 Properties References App_Data App_Start BundleConfig.vb FilterConfig.vb RouteConfig.vb WebApiConfig.vb bin Antlr3.Runtime.dll EntityFramework.dll EntityFramework.xml Microsoft.Web.Infrastructure.dll Newtonsoft.Json.dll System.Net.Http.dll System.Net.Http.Formatting.dll System.Net.Http.Formatting.xml System.Net.Http.WebRequest.c System.Net.Http.WebRequest.x System.Net.Http.xml System.Web.Helpers.dll System.Web.Helpers.xml System.Web.Http.dll System.Web.Http.WebHost.dll System.Web.Http.WebHost.xml System.Web.Http.xml System.Web.Mvc.dll System.Web.Mvc.xml System.Web.Optimization.dll System.Web.Providers.dll System.Web.Razor.dll System.Web.Razor.xml System.Web.WebPages.Deploy System.Web.WebPages.Deploy System.Web.WebPages.dll System.Web.WebPages.Razor.c System.Web.WebPages.Razor.o System.Web.WebPages.xml WebApiTst1.dll WebApiTst1.pdb WebApiTst1.xml WebGrease.dll Content Controllers HomeController.vb ValuesController.vb Images Models My Project obj Scripts Views favicon.ico

Subversion Info WebApiTst1.vbproj

scrum-1
SCRUM board

- Backlog
- Active sprints
- Releases
- Reports
- Issues
- Components

PROJECT SHORTCUTS
Add a link to useful information for your whole team to see.

+ Add link

scrum-1 / SCRUM-2
qweqw

Edit | Comment | Assign | More | To Do | In Progress | Done | Admin

Details

| | | | |
|-----------|--|-------------|------------------------------|
| Type: | <input checked="" type="checkbox"/> Task | Status: | TO DO (View Workflow) |
| Priority: | ↑ Highest | Resolution: | Unresolved |
| Labels: | None | | |

Description

zsf

Activity

All | **Comments** | Work Log | History | Activity

There are no comments yet on this issue.

Comment

Export

People

Assignee: burgas275@gmail.com

Reporter: burgas275@gmail.com

Votes: 0

Watchers: 1 [Stop watching this issue](#)

Dates

Created: Just now

Updated: Just now

Agile

[View on Board](#)

HipChat discussions

Do you want to discuss this issue? Connect to HipChat.

[Connect](#) [Dismiss](#)



Navigator

Find

- Folders
- Web
- Bookmarks
- History

Tasktop Dev

Browse Features License is not valid. Support Account

To get started, click the links below to learn each feature that Tasktop Dev 4.8.1 provides. Hover over links to view details.

[New and Noteworthy](#) [Tips and Tricks](#) [User Guide](#)

Tasks and Calendars

Simplified task and time management.
[Video](#) [Tutorial](#)

Task List
Manage all your tasks in one list.

Agenda
View all upcoming events with a single click.

Tracking and Reporting
Automatic reports of time spent on each task.

Integrated Calendars
Schedule tasks using Outlook or Google Calendar.

Gmail...
Create tasks from email threads.

Outlook Email...
Create tasks from email messages.

Outlook Tasks...
Work with Outlook and Exchange.

Web Browsing

Rich web browsing experience.
[Video](#) [Tutorial](#)

Default Browser

Files and Desktop

Instant access to your files.
[Video](#) [Tutorial](#)

Add Linked Folders...
Add folders from your desktop within Tasktop.

File Search
Search all your files instantly.

Tray
Manage tasks by right-clicking this icon.

On Desktop

UI Legend

New Task

Select a repository

If a repository is missing it does not support the requested operation.

Local

[Add Task Repository...](#)

Add Task Repository...

Select a task repository type

You can connect to an existing account using one of the installed connectors.

- Atlassian JIRA**
- Atlassian JIRA ServiceDesk
- Bugzilla (supports 3.6 and later)
- CA Agile Central
- CA Agile Planning and CA Clarity Requirements
- Generic IMAP (Advanced)
- Gmail (also supports Google Apps)
- HPE Application Lifecycle Management Octane
- HPE PPM
- HPE QC / ALM and Agile Manager
- IBM Bluemix
- IBM Rational Quality Manager
- IBM Rational Team Concert
- Microsoft Team Foundation Server
- Microsoft Test Manager
- Microsoft Visual Studio Team Services
- Mingle Repository
- Outlook Email (supports XP, 2003, 2007)
- Outlook Tasks (supports XP, 2003, 2007)
- Polarion ALM (supports Polarion 2010-2013)
- Serena Business Manager
- VersionOne [NOT SUPPORTED]
- VersionOne
- Zendesk

[Install More Connectors...](#)

< Back Next > Finish Cancel

Task List

Notes

Find

Uncategorized

Read the Tasktop User Guide

Connect Mylyn

Connect to your task and ALM tools or create a local task.

Navigator

Find

- Folders
- Web
- Bookmarks
- History

Tasktop Dev

Browse Features License is not valid. Support Account

To get started, click the links below to learn each feature that Tasktop Dev 4.8.1 provides. Hover over links to view details.

[New and Noteworthy](#) [Tips and Tricks](#) [User Guide](#)

Tasks and Calendars **Web Browsing** **Files and Desktop**

Simplified task and time management. [Video](#) [Tutorial](#)

Rich web browsing experience. [Video](#) [Tutorial](#)

Instant access to your files. [Video](#)

Default Browser

Task List
Manage all your tasks in one list.

Agenda
View all upcoming events with a single click.

Tracking and Reporting
Automatic reports of time spent on each task.

Integrated Calendars
Schedule tasks using Outlook or Google Calendar.

Gmail...
Create tasks from email threads.

Outlook Email...
Create tasks from email messages.

Outlook Tasks...
Work with Outlook and Exchange.

Task List

Notes

Find

All Activate...

Uncategorized

Read the Tasktop User Guide

New Task

Select a repository

If a repository is missing it does not support the requested operation.

Local

Add Task Repository...

Add Task Repository...

Select a task repository type

You can connect to an existing account using one of the installed connectors.

- Atlassian JIRA
- Atlassian JIRA ServiceDesk
- Bugzilla (supports 3.6 and later)
- CA Agile Central
- CA Agile Planning and CA Clarity Requirements
- Generic IMAP (Advanced)
- Gmail (also supports Google Apps)
- HPE Application Lifecycle Management Octane
- HPE PPM
- HPE QC / ALM and Agile Manager
- IBM Bluemix
- IBM Rational Quality Manager
- IBM Rational Team Concert
- Microsoft Team Foundation Server
- Microsoft Test Manager
- Microsoft Visual Studio Team Services
- Mingle Repository
- Outlook Email (supports XP, 2003, 2007)
- Outlook Tasks (supports XP, 2003, 2007)
- Polarion ALM (supports Polarion 2010-2013)
- Serena Business Manager
- VersionOne [NOT SUPPORTED]
- VersionOne
- Zendesk

Install More Connectors...

< Back Next > Finish Cancel

Install Connectors

Mylyn Connector Discovery

Select connectors to install. Press Finish to proceed with installation. Press the information button to see a detailed overview and a link to more information.

Find: Show Installed

- Access and manage VersionOne Enterprise stories and defects. Automatically track time spent on each task, review and adjust as needed, then upload to VersionOne.
- Edgewall Trac** by Eclipse Mylyn, Free, EPL [i](#)
Integration for the open source Trac issue tracking system.
- Foglyn** by www.foglyn.com, Free, EPL [i](#)
Integration for the FogBugz project management system.
- Mantis** by Mylyn-Mantis, Free, EPL [i](#)
Integration for the open source Mantis bug tracker.
- Tuleap** by Obeo, Enalean, Ericsson, Free, EPL [i](#)
Integration for the Tuleap open ALM system.

Source Code Management
Software configuration and version control.

- CollabNet Desktop for !** by CollabNet, Free, EPL/CollabNet, [Certified](#) [i](#)
Access Subversion via the Subclipse plugin and TeamForge for requirements and issue tracking, document management, and collaboration.

Code Review
Code review integration.

- Gerrit** by Eclipse Mylyn, Free, EPL [i](#)
Integration for the open source Gerrit code review system.

Notify when updates are available

UI Legend

Learn Tasktop Dev [Browse Features](#) [Install Connectors](#) [Get Support](#)

Connect Mylyn

[Connect](#) to your task and ALM tools or [create](#) a local task.

Navigator

Find

- Folders
- Web
 - Bookmarks
 - Tasktop
 - Tasktop Forum
 - Internet Explorer
 - Mail.Ru
 - Mail.Ru Агент - используйте для общения!
 - Links
 - MSN Websites
 - Microsoft Websites
 - Windows Live
- History

Tasktop Dev

Learn Tasktop Dev For Visual Studio (4.8.1)

Support Account

▶ **1. Set Up Your Workspace**

Streamline your workday by managing your work with a single Task List. Track tasks, bugs, issues, user stories, backlog items, even when offline. Offload your email inbox by collaborating with the Task List and using change notifications.

▶ **2. Get Task-Focused**

Increase your productivity by having Tasktop Dev track what you work on, and display only what is relevant. Multitask with a single click and instantly recover from interruptions.

▶ **3. Track Time**

Personal time tracking provides you with to-the-minute accurate reports of where your time is spent. You can use this information for project tracking and filling out time sheets.

▶ **4. Get Organized**

These advanced Tasktop Dev features can help bring the benefits of task-focused collaboration to more of your workday.

[Learn Tasktop Dev](#) | [Browse Features](#) | [Install Connectors](#) | [Get Support](#)

Task List

Notes

Quick Access

Find

All Activate...

- Uncategorized
 - Read the Tasktop User Guide