



Genymotion-ARM-Translation_v1.1.zip 8.96 MB

Thank you for using FileTrip to share and download your files. Please bear with our **ad banners** as they help keep the site alive and 100% free. Clicking them does not interrupt your download. Click the download button below to start downloading the file, or click the "View file" button next to it to visualize the file in your browser - if the file type allows it.

NEW! Our premium accounts are now available. Get a 200GB storage space (or more!) and enjoy amazing features such as **FTP access**, **Remote upload**, and much more! [Click here for more information...](#)

Sorry, you can't watch this content as guest. Please continue to create free account. [Continue](#) Flix123

[Download file](#) [View file](#) [Share](#)

Sorry, you can't watch this content as guest. Please continue to create free account. [Continue](#)

Pages

[Home](#)

[About Us](#)

[Privacy Policy](#)

[FAQ](#)

[Contact](#)

Partners

[GBAtemp](#)

[Shoptemp](#)

[NFO|Rush](#)

[NDS-Card](#)

[Filetrip](#)

Credits

Created and designed by **Costello** and **shaunj66** in October 2009.

Filetrip version 3 designed by **Costello** based on **Platinum** template

Copyright © 2016 0.0313s, 2 Qs

Popular Downloads


[Nintendo DS Downloads](#)

[Nintendo 3DS Downloads](#)

[Nintendo Wii Downloads](#)

[Computer/PC Downloads](#)

[Sony PSP Downloads](#)



File Edit View Tools Help

Organize Views Explore

Folders	Name	Date modified	Type	Size
Desktop	DSCN0655.MOV	29.05.2016 10:11	VLC media file (...)	34 688 KB
Administrator	DSCN0656.MOV	29.05.2016 10:30	VLC media file (...)	56 800 KB
Public	DSCN0657.MOV	29.05.2016 10:32	VLC media file (...)	38 784 KB
Computer	DSCN0658.MOV	29.05.2016 10:38	VLC media file (...)	800 032 KB
Network	DSCN0658-1.MOV	29.05.2016 20:56	VLC media file (...)	34 208 KB
192.168.0.8	DSCN0659.MOV	29.05.2016 10:40	VLC media file (...)	137 952 KB
Volume_1	DSCN0660.MOV	29.05.2016 10:43	VLC media file (...)	182 304 KB
77	DSCN0661.MOV	29.05.2016 10:45	VLC media file (...)	122 112 KB
Genymotion-ARM-Translation_v1.1.zip	DSCN0662.MOV	29.05.2016 10:52	VLC media file (...)	703 808 KB
META-INF	DSCN0663.MOV	29.05.2016 10:55	VLC media file (...)	340 992 KB
system	DSCN0664.JPG	29.05.2016 10:57	JPG File	3 481 KB
web_page	DSCN0665.JPG	29.05.2016 10:57	JPG File	3 508 KB
Printers	DSCN0666.MOV	29.05.2016 11:00	VLC media file (...)	343 552 KB
INTEL	DSCN0667.JPG	29.05.2016 11:00	JPG File	3 600 KB
mssqlserver	DSCN0668.JPG	29.05.2016 11:00	JPG File	3 599 KB
VBRCatalog	DSCN0669.MOV	29.05.2016 11:04	VLC media file (...)	475 104 KB
Printers	DSCN0670.JPG	29.05.2016 11:04	JPG File	3 439 KB
Control Panel	DSCN0671.JPG	29.05.2016 11:04	JPG File	3 483 KB
Recycle Bin	DSCN0672.JPG	29.05.2016 11:04	JPG File	3 534 KB
CISCO-ODOM	DSCN0673.MOV	29.05.2016 11:06	VLC media file (...)	117 600 KB
Eng Song	DSCN0673-1.MOV	29.05.2016 21:02	VLC media file (...)	109 359 KB
English	DSCN0674.JPG	29.05.2016 11:16	JPG File	3 459 KB
FL	DSCN0675.MOV	29.05.2016 11:31	VLC media file (...)	174 688 KB
fscommand	DSCN0675-1.MOV	29.05.2016 21:43	VLC media file (...)	141 557 KB
Holland	DSCN0676.MOV	29.05.2016 11:32	VLC media file (...)	18 496 KB
Job57	DSCN0677.MOV	29.05.2016 11:32	VLC media file (...)	30 720 KB
Job-Burgas	DSCN0678.MOV	29.05.2016 11:33	VLC media file (...)	94 592 KB
MVC-doc	DSCN0679.MOV	29.05.2016 11:34	VLC media file (...)	41 952 KB
x	DSCN0680.MOV	29.05.2016 11:35	VLC media file (...)	8 608 KB
Белгород	DSCN0681.MOV	29.05.2016 11:36	VLC media file (...)	20 896 KB
Услуги	DSCN0682.MOV	29.05.2016 11:39	VLC media file (...)	53 568 KB
	DSCN0683.MOV	29.05.2016 11:51	VLC media file (...)	137 952 KB
	DSCN0684.MOV	29.05.2016 12:46	VLC media file (...)	49 536 KB
	DSCN0685.MOV	29.05.2016 12:49	VLC media file (...)	125 440 KB
	DSCN0685-1.MOV	29.05.2016 21:35	VLC media file (...)	112 675 KB
	DSCN0686.JPG	30.05.2016 12:30	JPG File	84 KB
	DSCN0687.MOV	30.05.2016 14:11	VLC media file (...)	63 424 KB
	EVN-1.pdf	30.05.2016 15:26	Adobe Acrobat ...	1 382 KB
	koncert-1.mov	22.05.2016 22:09	VLC media file (...)	4 922 388 KB
	koncert-2.mov	22.05.2016 21:53	VLC media file (...)	1 728 307 KB
	mix-1.mov	26.05.2016 3:25	VLC media file (...)	2 394 810 KB
	mix-royal.mov	26.05.2016 3:28	VLC media file (...)	331 089 KB
	moleben.mov	29.05.2016 21:17	VLC media file (...)	2 449 024 KB
	mtyrn-1.mov	26.05.2016 3:10	VLC media file (...)	300 489 KB
	night-1.mov	29.05.2016 21:28	VLC media file (...)	79 248 KB
	passport_0001.jpg	31.05.2016 13:52	JPG File	1 634 KB
	plag-1.mov	29.05.2016 21:53	VLC media file (...)	391 418 KB
	ribka-1.mov	29.05.2016 21:37	VLC media file (...)	162 117 KB
	romen-1.mov	26.05.2016 3:18	VLC media file (...)	100 003 KB
	vodorosli-1.mov	26.05.2016 2:53	VLC media file (...)	201 310 KB
	Genymotion-ARM-Translation_v1.1.zip	01.06.2016 14:35	Compressed (zip...	9 171 KB

Google



File installation warning

File Genymotion-ARM-Translation_v1.1.zip seems to be a flashable archive. Do you want to flash it to the virtual device?
 Caution: this operation may corrupt the virtual device.

OK Cancel





40



File installation result

File Genymotion-ARM-Translation_v1.1.zip has been flashed successfully. Please restart the virtual device.

OK

How to reboot android device emulator in Genymotion

How can i test my application after reboot(BOOT COMPLETED) using Genymotion I am using Nexus 4 as device

8

```
<receiver android:name="com.template.SampleBootReceiver"
  android:enabled="true">
  <intent-filter>
    <action android:name="android.intent.action.BOOT_COMPLETED"/>
  </intent-filter>
</receiver>
```

android android-emulator genymotion

share edit

edited Sep 9 '14 at 8:43

B M
675 ● 7 ● 22

asked Sep 9 '14 at 8:43

user3926701
57 ● 1 ● 1 ● 0

do you want to reboot emulator? – B M Sep 9 '14 at 8:49

yes for testing my notification after reboot – user3926701 Sep 9 '14 at 8:51

add a comment

6 Answers

You can use the command line with `adb reboot`. It should restart your device.

27

To use adb you need to be inside the adb binary's folder. ie, `<android SDK>/platform-tools` or `<genymotion folder>/tools/` if the android SDK is not installed. You can also use these folder paths to access it from anywhere.

share edit

edited Feb 24 at 1:45

The Guy with The Hat
4,251 ● 6 ● 20 ● 39

answered Sep 9 '14

eyal-lezmy
4,593 ● 1 ● 2 ● 0

3 This is the creator of Genymotion (context for those who don't know) – orip Jan 4 '15 at 14:32

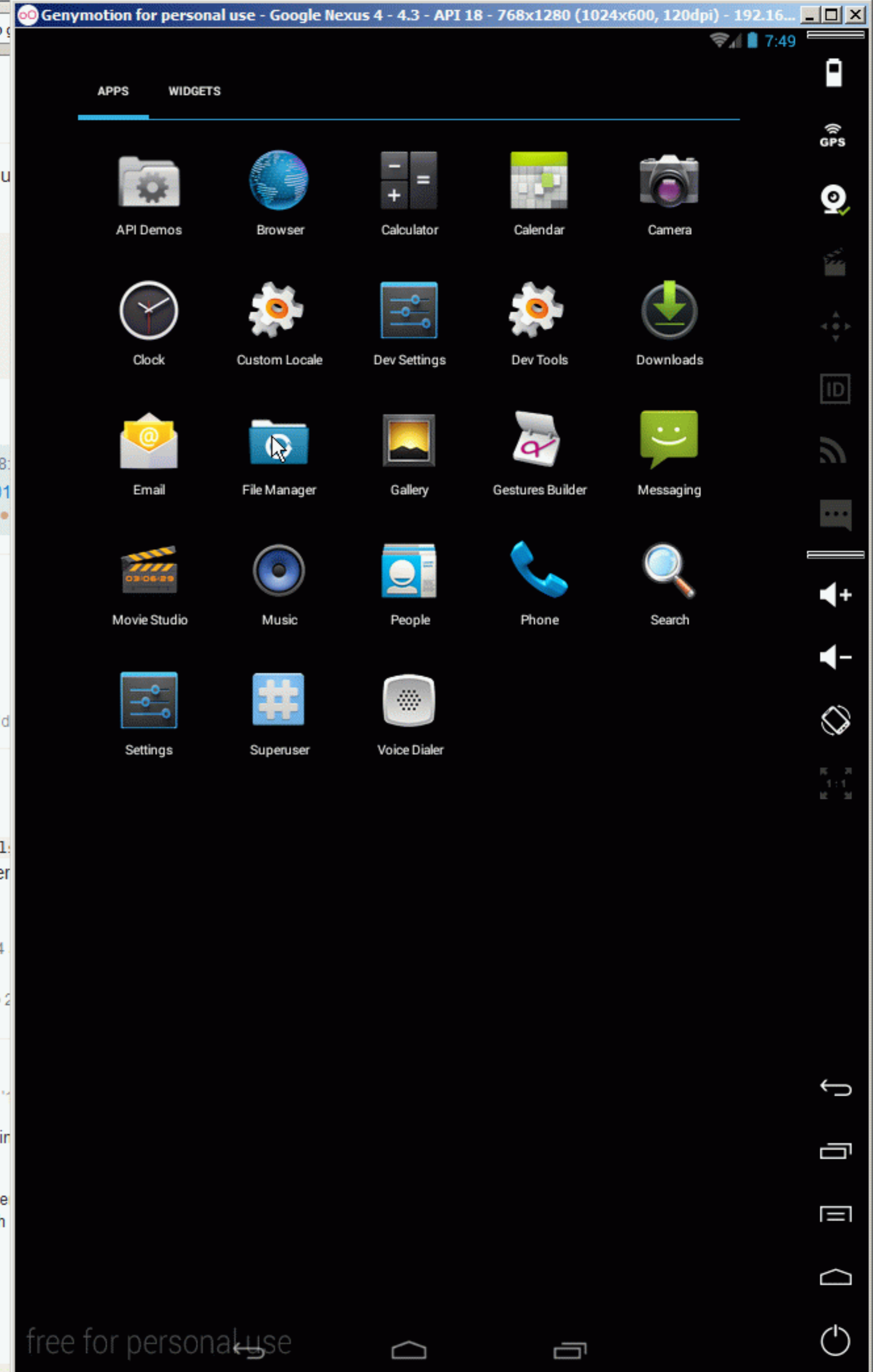
6 I'm far to be the Genymotion's creator but I'm part of the team that's right! :-)) – eyal-lezmy Jan 5 '15

1 @eyal-lezmy How? using genyshell, says command adb not found. is there another command line? – Taxellool Mar 1 '15 at 8:22

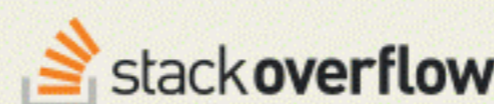
8 To use adb you need to be inside the adb binary's folder. ie, `<android SDK>/platform-tools` or `<genymotion folder>/tools` if the android SDK is not installed. Or you can add on these folders to your path from everywhere. – eyal-lezmy Mar 1 '15 at 23:46

this should be the accepted answer – feresr Jun 19 '15 at 14:17

show 3 more comments



Work on work you love. From home.



- 1 delete database from genymotion emulator
- 2 Cannot install my android app on genymotion device

How to reboot android device emulator in Genymotion

How can i test my application after reboot(BOOT COMPLETED) using Genymotion I am using Google Nexus 4 as device

8

```
<receiver android:name="com.template.SampleBootReceiver"
          android:enabled="true">
  <intent-filter>
    <action android:name="android.intent.action.BOOT_COMPLETED"/>
  </intent-filter>
</receiver>
```

android android-emulator genymotion

share edit

edited Sep 9 '14 at 8:43

B M 675 7 22

asked Sep 9 '14 at 8:51

user3926701 57 1 1

do you want to reboot emulator? – B M Sep 9 '14 at 8:49

yes for testing my notification after reboot – user3926701 Sep 9 '14 at 8:51

add a comment

6 Answers

You can use the command line with `adb reboot`. It should restart your device.

27

To use adb you need to be inside the adb binary's folder. ie, `<android SDK>/platform-tools` or `<genymotion folder>/tools/` if the android SDK is not installed. You can also add these folder paths to your system path to access it from anywhere.

share edit

edited Feb 24 at 1:45

The Guy with The Hat 4,251 6 20 39

answered Sep 9 '14

eyal-lezmy 4,593 1 1

3 This is the creator of Genymotion (context for those who don't know) – orip Jan 4 '15 at 14:32

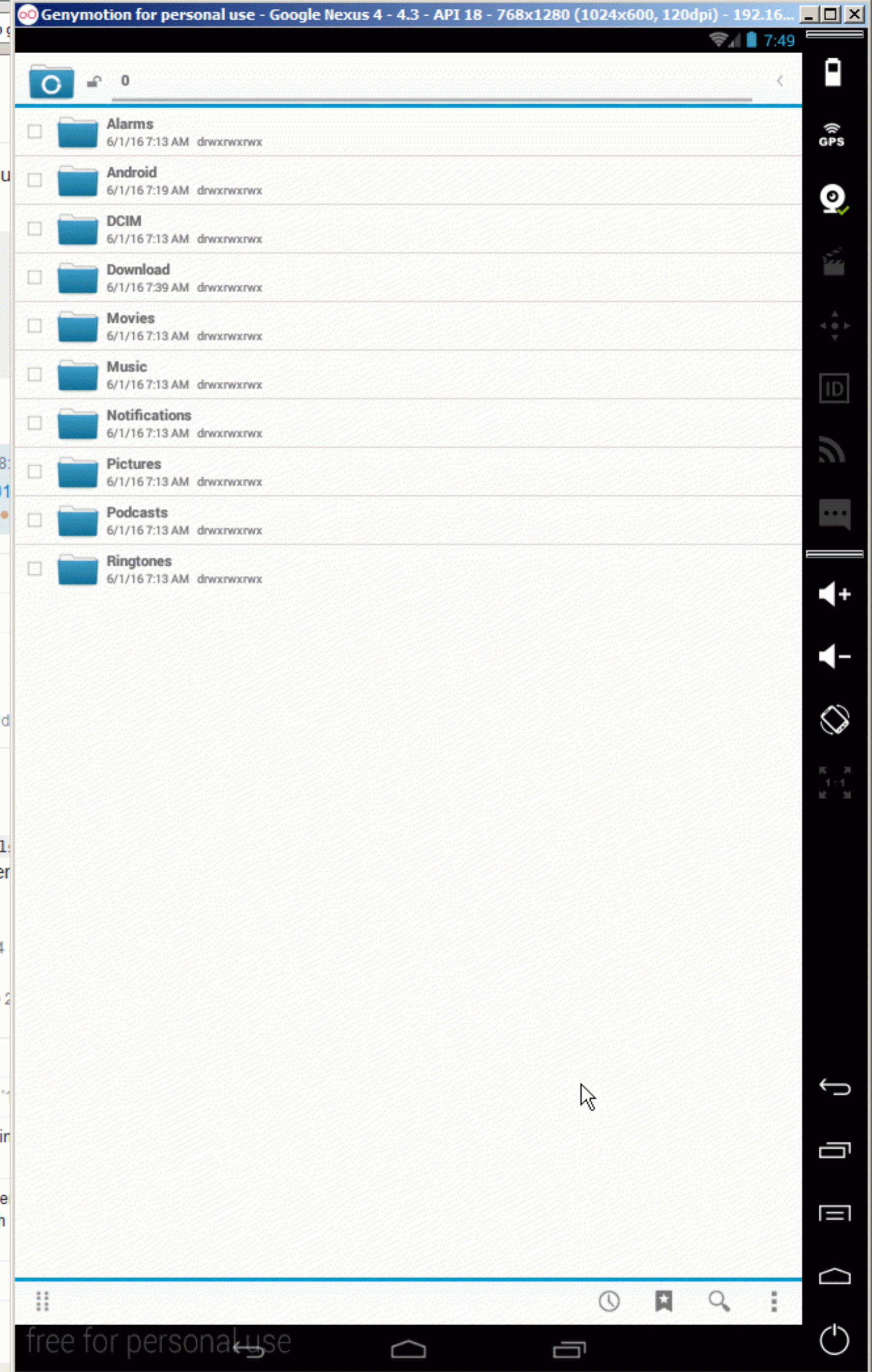
6 I'm far to be the Genymotion's creator but I'm part of the team that's right! :-)) – eyal-lezmy Jan 5 '15

1 @eyal-lezmy How? using genyshell, says command adb not found. is there another command line? – Taxellool Mar 1 '15 at 8:22

8 To use adb you need to be inside the adb binary's folder. ie, `<android SDK>/platform-tools` or `<genymotion folder>/tools` if the android SDK is not installed. Or you can add on the these folders to your path from everywhere. – eyal-lezmy Mar 1 '15 at 23:46

this should be the accepted answer – feresr Jun 19 '15 at 14:17

show 3 more comments



- 1 delete database from genymotion emulator
- 2 Cannot install my android app on genymotion device

Your virtual devices

Google Nexus 4 - 4.3 - API 18 - 768x1280

Genymotion for personal use - Google Nexus 4 - 4.3 - API 18 - 768x1280 (1024x600, 120dpi) - 192.168.56.101

File installation result

File Genymotion-ARM-Translation_v1.1.zip has been flashed successfully. Please restart the virtual device.

OK

File transfer in progress...

\\192.168.0.8\Volume_1\77

File Edit View Tools Help

Organize Views Explore

Folders	Name	Date modified	Type	Size
Desktop	DSCN0655.MOV	29.05.2016 10:11	VLC media file (...)	
Administrator	DSCN0656.MOV	29.05.2016 10:30	VLC media file (...)	
Public	DSCN0657.MOV	29.05.2016 10:32	VLC media file (...)	
Computer	DSCN0658.MOV	29.05.2016 10:38	VLC media file (...)	
Network	DSCN0658-1.MOV	29.05.2016 20:56	VLC media file (...)	
192.168.0.8	DSCN0659.MOV	29.05.2016 10:40	VLC media file (...)	
	DSCN0660.MOV	29.05.2016 10:43	VLC media file (...)	
	DSCN0662.MOV	29.05.2016 10:45	VLC media file (...)	
	DSCN0663.MOV	29.05.2016 10:52	VLC media file (...)	
	DSCN0664.JPG	29.05.2016 10:55	VLC media file (...)	
	DSCN0665.JPG	29.05.2016 10:57	JPG File	
	DSCN0666.MOV	29.05.2016 10:57	JPG File	
	DSCN0667.JPG	29.05.2016 11:00	VLC media file (...)	
	DSCN0668.JPG	29.05.2016 11:00	JPG File	
	DSCN0669.MOV	29.05.2016 11:00	JPG File	
	DSCN0670.JPG	29.05.2016 11:04	VLC media file (...)	
	DSCN0671.JPG	29.05.2016 11:04	JPG File	
	DSCN0672.JPG	29.05.2016 11:04	JPG File	
	DSCN0673.MOV	29.05.2016 11:06	VLC media file (...)	
	DSCN0673-1.MOV	29.05.2016 21:02	VLC media file (...)	
	DSCN0674.JPG	29.05.2016 11:16	JPG File	
	DSCN0675.MOV	29.05.2016 11:31	VLC media file (...)	
	DSCN0675-1.MOV	29.05.2016 21:43	VLC media file (...)	
	DSCN0676.MOV	29.05.2016 11:32	VLC media file (...)	
	DSCN0677.MOV	29.05.2016 11:32	VLC media file (...)	
	DSCN0678.MOV	29.05.2016 11:33	VLC media file (...)	
	DSCN0679.MOV	29.05.2016 11:34	VLC media file (...)	
	DSCN0680.MOV	29.05.2016 11:35	VLC media file (...)	
	DSCN0681.MOV	29.05.2016 11:36	VLC media file (...)	
	DSCN0682.MOV	29.05.2016 11:39	VLC media file (...)	
	DSCN0683.MOV	29.05.2016 11:51	VLC media file (...)	
	DSCN0684.MOV	29.05.2016 12:46	VLC media file (...)	
	DSCN0685.MOV	29.05.2016 12:49	VLC media file (...)	
	DSCN0685-1.MOV	29.05.2016 21:35	VLC media file (...)	
	DSCN0686.JPG	30.05.2016 12:30	JPG File	
	DSCN0687.MOV	30.05.2016 14:11	VLC media file (...)	
	EVN-1.pdf	30.05.2016 15:26	Adobe Acrobat ...	
	koncert-1.mov	22.05.2016 22:09	VLC media file (...)	
		22.05.2016 21:53	VLC media file (...)	
		26.05.2016 3:25	VLC media file (...)	
		26.05.2016 3:28	VLC media file (...)	
		29.05.2016 21:17	VLC media file (...)	
		26.05.2016 3:10	VLC media file (...)	
	night-1.mov	29.05.2016 21:28	VLC media file (...)	
	passport_0001.jpg	31.05.2016 13:52	JPG File	
	plag-1.mov	29.05.2016 21:53	VLC media file (...)	
	ribka-1.mov	29.05.2016 21:37	VLC media file (...)	
	romen-1.mov	26.05.2016 3:18	VLC media file (...)	
	vodorosli-1.mov	26.05.2016 2:53	VLC media file (...)	
	Genymotion-ARM-Translation_v1.1.zip	01.06.2016 14:35	Compressed (zip...	

1 item selected

Genymotion for personal use

Genymotion

C:\Users\theht\Desktop\Notes.txt - Notepad++

```

File Edit Search View Encoding Language Settings Macro Run Plugins Window ?
Notes.txt
1 - Create new Virtual Device with: Google Nexus 4 - 4.3 - API 18
2 - Active Virtual Keyboard for the Virtual Device
3 - Install latest version of WhatsApp
4 - Install Exposed Framework
5 - Install Phone Id Changer
6 - Active Phone Id Changer in Exposed Framework

```

Normal text file length: 257 lines: 6 Ln: 2 Col: 1 Sel: 86 | 2 Dos/Window UTF-8

Genymotion interface showing a virtual device screen with a taskbar and system tray.

Auto Wart

28

190

More

Email

https://www.whatsapp.com

6

channel for QueenSoft Whatsapp Sender

SHOW MORE

Genymotion for personal use - Google Nexus 4 - 4.3 - API 18 - 768x1280 (1024x600, 120dpi) - 192.16...

xposed installer apk -... whatsapp - Google Тър...

https://www.google.bg/search?scient=tablet-gws&cli

Google

whatsapp

ВСИЧКО ИЗОБРАЖЕНИЯ ВИДЕОКЛИПОВЕ НОВИНИ КАРТИ КНИГИ ПРИЛОЖЕНИЯ ИНСТ

Приложения

WhatsApp Messenger 4.4 ★★★★★ 38,796,429	Messenger and Chat Lock 4.3 ★★★★★ 167,461	WhatsApp Wallpaper 3.9 ★★★★★ 2,398,857	Lock for Whatsapp... 4.1 ★★★★★ 32,599	Update for Whastapp 4.2 ★★★★★ 34,421	Messenger for Whatsapp 3.7 ★★★★★ 12,271

Още приложения

WhatsApp
<https://www.whatsapp.com> > ...

Приложението WhatsApp предоставя чат услуги за различни телефони и спестява пари от SMS.

WhatsApp :: Download
<https://www.whatsapp.com/download>

Изтеглете WhatsApp. Български ... WhatsApp трябва да бъде инсталиран на вашия телефон.

WhatsApp for Android
<https://www.whatsapp.com/android>

Please download the latest version of WhatsApp Messenger.Download Now. Version 2.16.103.

WhatsApp :: Home
<https://www.whatsapp.com>

WhatsApp Messenger :: cross-platform mobile messaging app for iPhone, BlackBerry, Android, Windows ...

Looking for results in English?

[Change to English](#)

[Оставане на български](#)

Езикови настройки

free for personal use